



US00D810559S

(12) **United States Design Patent**
Yuan

(10) **Patent No.:** **US D810,559 S**

(45) **Date of Patent:** **** Feb. 20, 2018**

(54) **PACKING CASE FOR LOCK DEVICES**

(71) Applicant: **TAIWAN FU HSING INDUSTRIAL CO., LTD.**, Kaohsiung (TW)

(72) Inventor: **Shih-Ting Yuan**, Kaohsiung (TW)

(73) Assignee: **TAIWAN FU HSING INDUSTRIAL CO., LTD.**, Kaohsiung (TW)

(**) Term: **15 Years**

(21) Appl. No.: **29/583,618**

(22) Filed: **Nov. 8, 2016**

(30) **Foreign Application Priority Data**

Sep. 6, 2016 (TW) 105305231

(51) **LOC (11) Cl.** **09-03**

(52) **U.S. Cl.**

USPC **D9/424**; D9/415

(58) **Field of Classification Search**

USPC D9/415, 418, 424, 732

CPC B65D 75/327; B65D 75/36; B65D 75/366;

B65D 75/367; B65D 75/32; B65D

2575/3245; B65D 75/326; B65D

2575/366; B65D 2585/88; B65D 75/322;

B65D 77/2032; B65D 5/4204; B65D

75/22; B65D 77/0413; B65D 5/4208;

B65D 77/02; B65D 25/22; B65D

75/5833; B65D 85/00; B65D 2543/00194;

B65D 2301/20; B65D 2575/3218; B65D

73/0007; B65D 73/0042

See application file for complete search history.

(56) **References Cited**

U.S. PATENT DOCUMENTS

3,338,400 A * 8/1967 Edgworth A61B 17/06133

206/363

D233,581 S * 11/1974 Bridges et al. D7/552.2

D237,864 S *	12/1975	Meierhoefer	206/461
D262,923 S *	2/1982	Broilliard	D6/545
D268,331 S *	3/1983	Kay	D9/415
D274,513 S *	7/1984	Frezzolini	D13/103
D290,344 S *	6/1987	Toms	D9/424
D327,425 S *	6/1992	Hamada	D9/415
D369,547 S *	5/1996	Dahlheimer	D9/415
D441,286 S	5/2001	Clarke	
D466,803 S *	12/2002	Yang	D9/415
D471,099 S *	3/2003	Yang	D9/415
D519,026 S *	4/2006	Shing	D9/415
D538,222 S *	3/2007	Curello	D13/103
D615,395 S *	5/2010	Jefferies	D9/415
D625,181 S *	10/2010	Jefferies	D9/425
D629,680 S *	12/2010	Sondors	D9/418
D631,835 S *	2/2011	Neidhart	D13/103
D634,705 S *	3/2011	Yip	D13/103
D708,056 S *	7/2014	Larson	D9/424

(Continued)

FOREIGN PATENT DOCUMENTS

JP D1558790 9/2016

Primary Examiner — Derrick Holland

Assistant Examiner — Lauren Calve

(74) *Attorney, Agent, or Firm* — Winston Hsu

(57)

CLAIM

The ornamental design for a packing case for lock devices, as shown and described.

DESCRIPTION

FIG. 1 is a front, right, top perspective view of a packing case for lock devices showing my new design;

FIG. 2 is a front elevational view thereof;

FIG. 3 is a rear elevational view thereof;

FIG. 4 is a left side elevational view thereof;

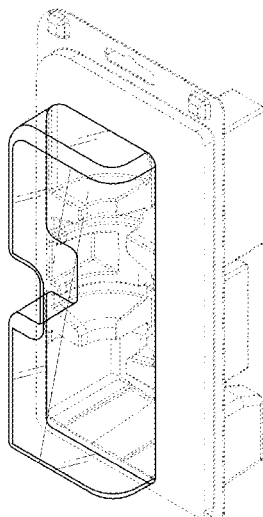
FIG. 5 is a right side elevational view thereof;

FIG. 6 is a top plan view thereof; and,

FIG. 7 is a bottom plan view thereof.

The broken lines shown represent unclaimed subject matter and form no part of the claimed design.

1 Claim, 7 Drawing Sheets



(56)

References Cited

U.S. PATENT DOCUMENTS

D715,636	S	10/2014	Cira	
D747,963	S	1/2016	Scalise	
D760,071	S *	6/2016	Wu D9/415
D767,988	S *	10/2016	Wu D9/415
2013/0319896	A1 *	12/2013	Corbat B65D 75/322 206/470
2015/0217920	A1 *	8/2015	Madron B65D 75/30 53/467
2016/0101919	A1 *	4/2016	Zacherle B65D 73/0092 206/461
2016/0355325	A1 *	12/2016	Kuo B65D 75/322

* cited by examiner

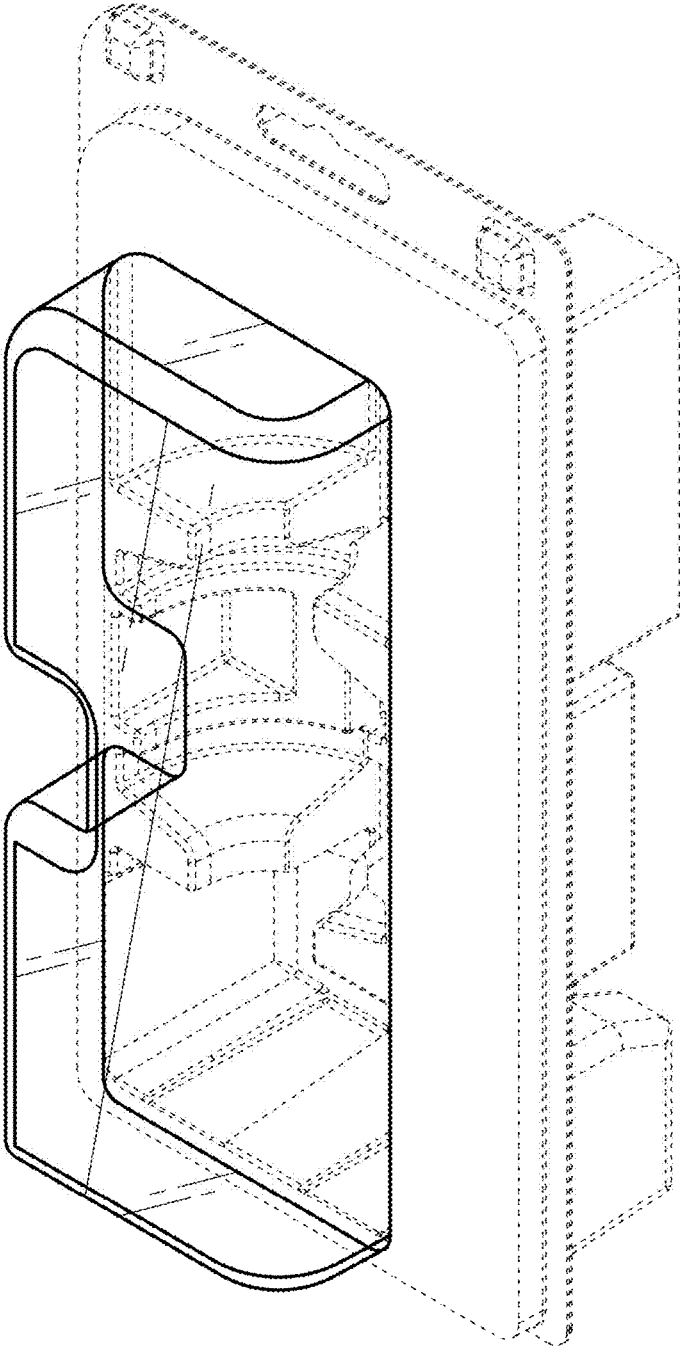


FIG. 1

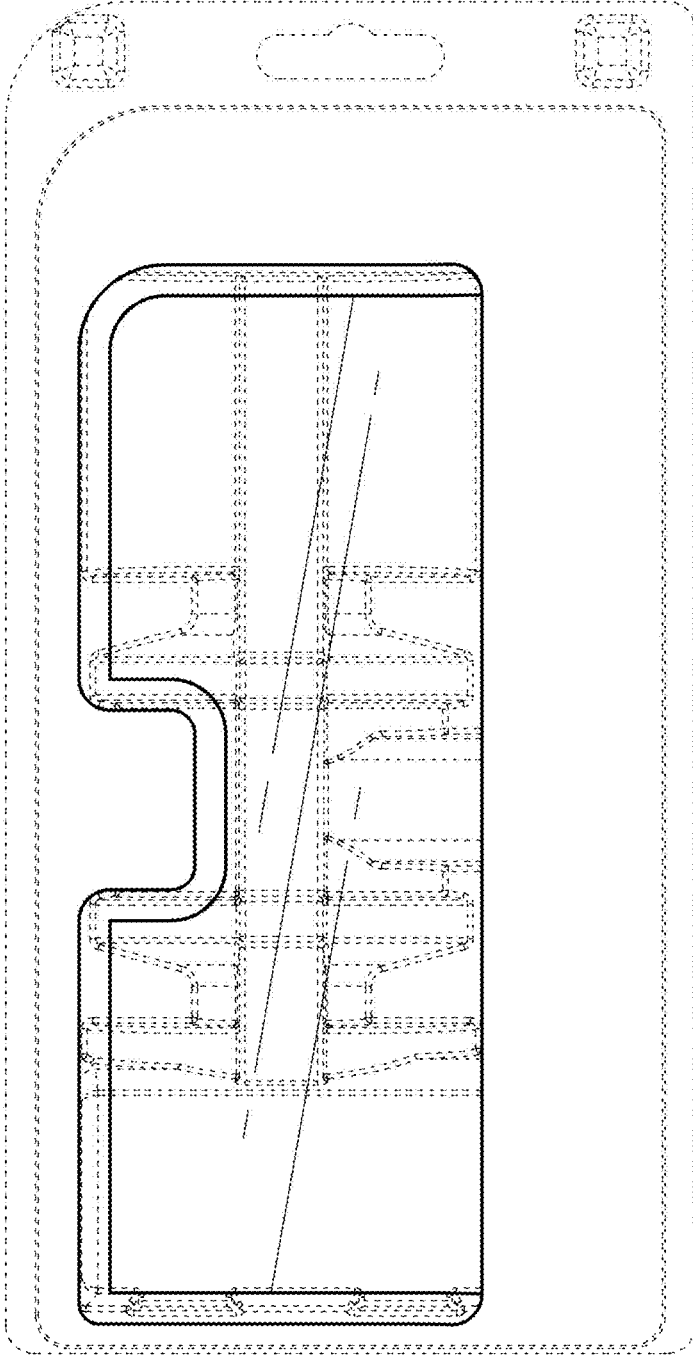


FIG. 2

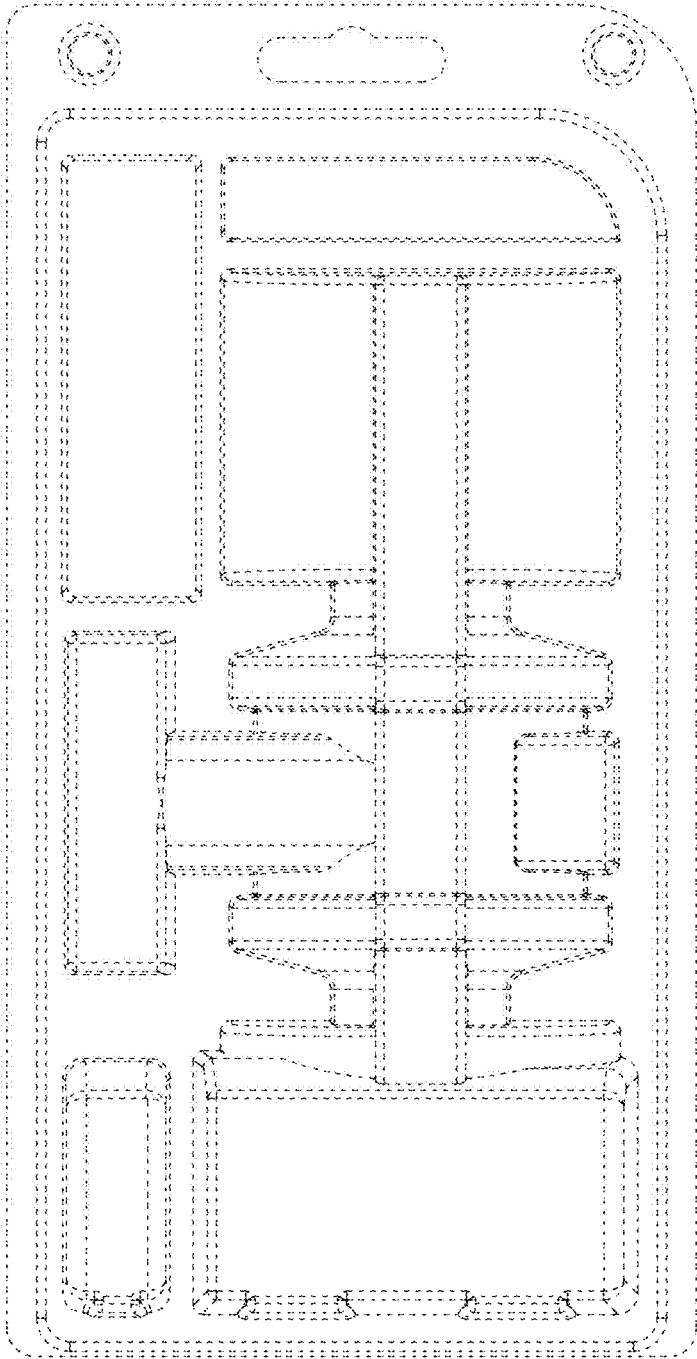


FIG. 3

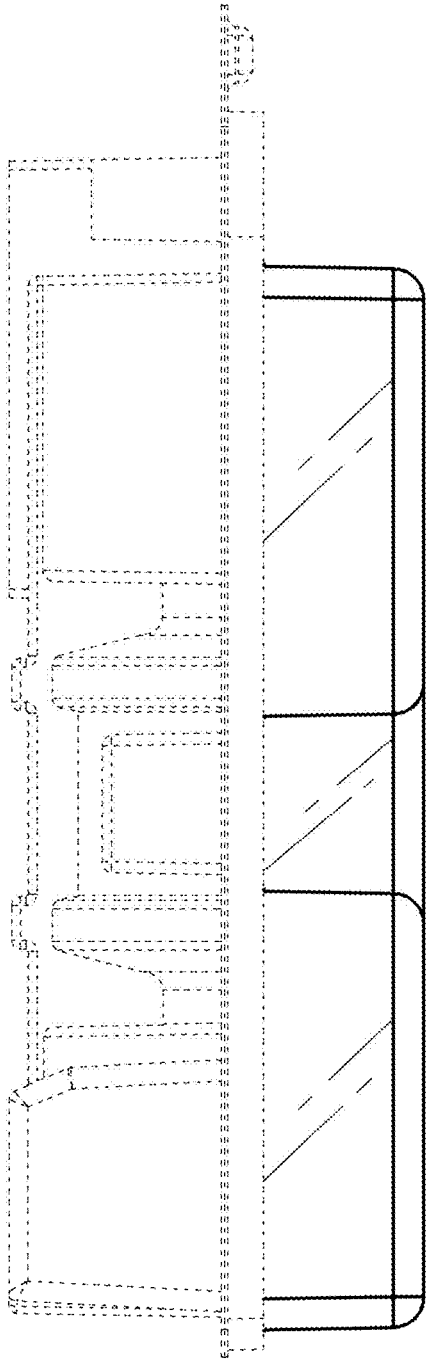


FIG. 4

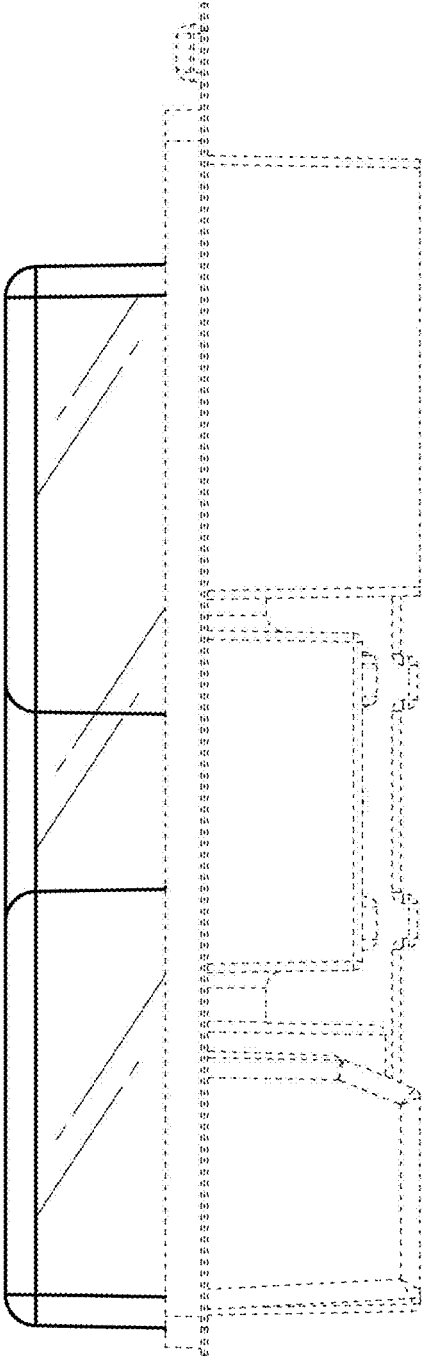


FIG. 5

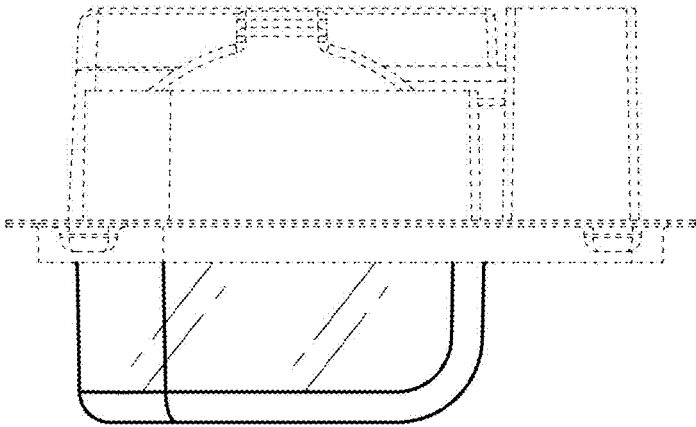


FIG. 6

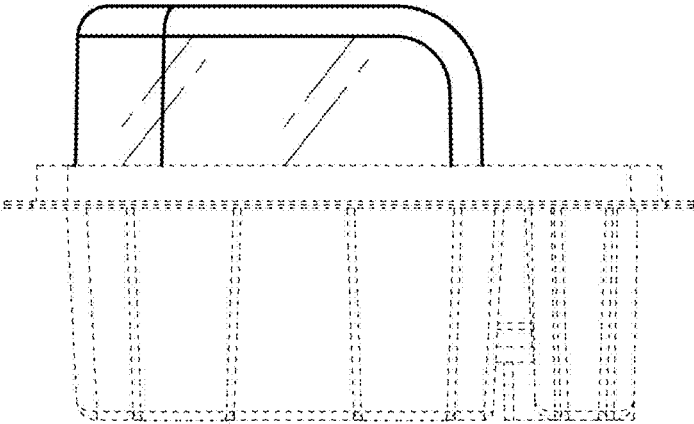


FIG. 7