



US00D366516S

United States Patent [19]
Stewart

[11] **Patent Number:** **Des. 366,516**
[45] **Date of Patent:** ****Jan. 23, 1996**

[54] **FILTER ELEMENT**

[75] Inventor: **Howard M. Stewart**, Little Rock, Ark.

[73] Assignee: **Jacuzzi Inc.**, Little Rock, Ark.

[**] Term: **14 Years**

[21] Appl. No.: **24,059**

[22] Filed: **Jun. 7, 1994**

[52] **U.S. Cl.** **D23/209**

[58] **Field of Search** D23/200-209;
210/192, 222, 223, 257.2, 282, 446, 448,
744; 220/1.5, 4.21, 633; 222/185, 189

[56] **References Cited**

U.S. PATENT DOCUMENTS

D. 344,783	3/1994	Hirman et al.	D23/209
663,415	12/1900	Charles	220/4.21
3,907,172	9/1975	Curtis	222/189
4,240,568	12/1980	Pool	222/189
4,689,144	8/1987	Holmes	210/223 X

OTHER PUBLICATIONS

Jacuzzi Service Parts, 2.0-SP, Effective Apr. 1, 1986, "#2 element In Line Cartridge Filter", top center of page.
Product literature for Super Star-Clear Cartridge Filters,

Hayward Pool Products, Inc., 1992.

Product literature for System 3 Filtration, p. 29, Sta-Rite Co. (date unknown but admitted prior art).

Product literature for filters, p. 84, American Products Co., Jan. 1, 1993.

Product literature for Sea Horse™ Polymeric Cartridge Filter, p. 74, Pac Fab Products, Co., 1992.

Primary Examiner—Lou Zarfes

Assistant Examiner—Monica A. Hannon

Attorney, Agent, or Firm—Limbach & Limbach

[57] **CLAIM**


The ornamental design for a filter element, as shown and described.

DESCRIPTION

FIG. 1 is a top perspective view of the filter element showing my new design; and,

FIG. 2 is a bottom perspective view thereof.

1 Claim, 1 Drawing Sheet






FIG. 1




FIG. 2