



US0D1046979S

(12) **United States Design Patent**
Legras

(10) **Patent No.:** **US D1,046,979 S**

(45) **Date of Patent:** **** Oct. 15, 2024**

(54) **GAMING APPARATUS INCLUDING
MULTIPLE WHEEL DISPLAY**

(71) Applicant: **IGT, Las Vegas, NV (US)**

(72) Inventor: **Jean-Pierre Legras, Carson City, NV (US)**

(73) Assignee: **IGT, Las Vegas, NV (US)**

(**) Term: **15 Years**

(21) Appl. No.: **29/876,430**

(22) Filed: **May 22, 2023**

Related U.S. Application Data

(63) Continuation of application No. 29/865,564, filed on Aug. 1, 2022, now Pat. No. Des. 992,647, which is a continuation of application No. 29/671,226, filed on Nov. 26, 2018, now Pat. No. Des. 962,346.

(51) **LOC (14) Cl.** **21-01**

(52) **U.S. Cl.**
USPC **D21/374**

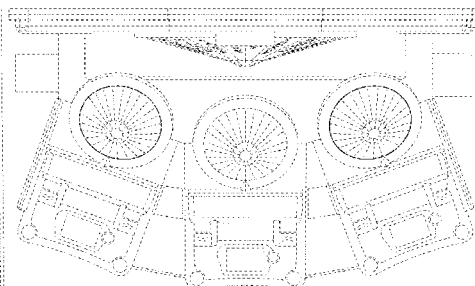

(58) **Field of Classification Search**
USPC D21/324–326, 329, 330, 332, 333, 374
CPC A63F 9/00; A63F 9/24
See application file for complete search history.

(56) **References Cited**

U.S. PATENT DOCUMENTS

4,643,425	A	2/1987	Herzenberger	
D360,902	S *	8/1995	Lee	D21/374
5,540,445	A *	7/1996	Lee	F41J 3/02 D21/325
D380,780	S *	7/1997	Capote	D21/374
5,788,573	A	8/1998	Baerlocher et al.	
D412,536	S *	8/1999	Otomi	D21/325
D428,934	S *	8/2000	Thomas	D21/325
D428,935	S *	8/2000	Thomas	D21/325
D429,770	S *	8/2000	Luciano	D21/325
6,105,962	A	8/2000	Luciano et al.	
D435,068	S *	12/2000	Muraki	D21/325
6,162,121	A	12/2000	Morro et al.	
6,168,520	B1	1/2001	Baerlocher et al.	

D458,971	S *	6/2002	Stephan	D21/325
D458,973	S *	6/2002	Dickerson	D21/364
6,398,220	B1	6/2002	Inoue	
6,413,162	B1	7/2002	Baerlocher et al.	
D472,586	S	4/2003	Wichinsky	
D483,076	S *	12/2003	Stoneberg	D21/372
D486,869	S	2/2004	Webb et al.	
6,793,577	B1	9/2004	Wilkins et al.	
D503,951	S *	4/2005	Karstens	D21/370
D512,464	S *	12/2005	Karstens	D21/370
D512,465	S *	12/2005	Karstens	D21/370
D558,835	S	1/2008	Zielinski	
D566,780	S *	4/2008	Vazquez Gastell	D21/333
7,431,649	B2	10/2008	Webb et al.	
7,601,061	B2	10/2009	Jackson	
D604,773	S *	11/2009	De Viveiros Oritz	D21/325
D608,396	S *	1/2010	Wang	D21/325
D625,366	S *	10/2010	Shou	D21/325
7,806,760	B2	10/2010	Baerlocher	
7,878,506	B1	2/2011	Kelly et al.	
D637,652	S *	5/2011	Tahara	D21/325
D642,628	S *	8/2011	Plakas	D21/325
D668,721	S *	10/2012	Bonnin	D21/333
D670,675	S	11/2012	Garneau et al.	
8,308,547	B2	11/2012	Walker et al.	
8,371,931	B2	2/2013	Decasa et al.	
8,414,381	B2	4/2013	Hein et al.	
8,419,549	B2	4/2013	Kaminkow et al.	
8,460,084	B2	6/2013	Kaminkow et al.	
D694,264	S *	11/2013	Reinhardt	D21/325
8,622,808	B2	1/2014	Pececnik et al.	
8,951,116	B1	2/2015	Koenig	
8,956,216	B1	2/2015	Lesourd et al.	
8,974,280	B2	3/2015	Lesourd	
D733,088	S	6/2015	Garneau et al.	
D734,735	S	7/2015	Tooker et al.	
D741,284	S	10/2015	Tooker et al.	
D761,915	S *	7/2016	Kushner	D21/374
9,613,485	B2	4/2017	Barragan	
9,659,430	B2	5/2017	Nicely et al.	
D810,830	S	2/2018	Sharp et al.	
D822,117	S	7/2018	Costa	
D827,719	S	9/2018	Costa	
D831,109	S *	10/2018	Cooper	D19/64
D843,468	S	3/2019	Johnson et al.	
D843,469	S	3/2019	Nettenstrom et al.	
D880,616	S *	4/2020	Field	D21/374
D883,392	S *	5/2020	Escort	D21/374
D889,546	S	7/2020	Jones et al.	
D890,264	S	7/2020	Johnson et al.	
D890,849	S	7/2020	Johnson et al.	
D890,850	S	7/2020	Johnson et al.	
10,741,012	B2	8/2020	Legras	



D897,438	S	9/2020	Olive et al.	
D904,523	S	12/2020	Legras	
D905,792	S	12/2020	Baerlocher et al.	
10,916,086	B2	2/2021	Edick	
D921,762	S	6/2021	Hodgson et al.	
D923,102	S	6/2021	McGahn et al.	
11,158,154	B2	10/2021	Achmueller et al.	
D936,747	S	11/2021	Edwards et al.	
D958,888	S *	7/2022	DeMarco	D21/325
D962,346	S *	8/2022	Legras	D21/325
D973,773	S *	12/2022	Hussey	D21/325
D976,324	S *	1/2023	Bussey	D21/324
D978,246	S *	2/2023	Turgel	D21/324
D982,667	S *	4/2023	Tao	D21/374
D985,066	S *	5/2023	Yuan	D21/374
D989,872	S *	6/2023	Samson	D21/325
D989,873	S *	6/2023	Samson	D21/325
D989,875	S *	6/2023	Samson	D21/325
D989,876	S *	6/2023	Samson	D21/325
D990,577	S *	6/2023	Baerlocher	D21/324
D992,647	S *	7/2023	Legras	D21/325
2001/0054794	A1	12/2001	Cole et al.	
2002/0094862	A1	7/2002	Inoue	
2002/0193158	A1	12/2002	Weiss et al.	
2004/0048645	A1	3/2004	Webb et al.	
2004/0132522	A1	7/2004	Seelig et al.	
2004/0214630	A1	10/2004	Mayeroff	
2006/0019735	A1	1/2006	Toyoda	
2006/0046821	A1	3/2006	Kaminkow et al.	
2006/0073873	A1	4/2006	Rodgers et al.	
2007/0072669	A1	3/2007	Ogiwara	
2007/0202947	A1	8/2007	Seelig et al.	
2008/0051168	A1	2/2008	Kaminkow et al.	
2008/0064468	A1	3/2008	Okada	
2008/0064469	A1	3/2008	Okada	
2008/0113756	A1	5/2008	Williams et al.	
2008/0139280	A1	6/2008	Inamura	
2010/0041464	A1	2/2010	Arezina et al.	
2012/0115562	A1	5/2012	Kido et al.	
2012/0157183	A1	6/2012	Mead	
2013/0143640	A1	6/2013	Young	
2013/0143650	A1	6/2013	Rodgers et al.	
2013/0316781	A1	11/2013	Pececnik et al.	
2015/0050978	A1	2/2015	Brooks et al.	
2015/0321082	A1	11/2015	Kawabata et al.	
2016/0189470	A1	6/2016	Barragan	

OTHER PUBLICATIONS

“Chatting With Vanna White About 25 Years of ‘Wheel of Fortune’ Slots” Oct. 14, 2021, site visited Jul. 20, 2023, Vegas Weekly: <https://lasvegasweekly.com/news/2021/oct/14/chatting-with-vanna-white-wheel-of-fortune-slots/> (Year: 2021).*

“SpinDrome—Games of IAAPA 2013—Benchmark Games” Jan. 24, 2014, site visited Aug. 21, 2023, Youtube.com: <https://youtu.be/zfd6vAisiGs> (Year: 2014).*

“Down the Drain—Games of IAAPA 2013—Coast to Coast Entertainment” Dec. 4, 2013, site visited Aug. 21, 2023, Youtube.com: <https://youtu.be/QT1ImWq44lo> (Year: 2013).*

* cited by examiner

Primary Examiner — Michael C Stout
 Assistant Examiner — Melvin L Davis
 (74) Attorney, Agent, or Firm — Neal, Gerber & Eisenberg LLP

CLAIM

(57) The ornamental design for a gaming apparatus including multiple wheel display, as shown and described.

DESCRIPTION

FIG. 1 is a front perspective view of a gaming apparatus including multiple wheel display of one embodiment of my new design.

FIG. 2 is a front view of the gaming apparatus including multiple wheel display of FIG. 1.

FIG. 3 is a rear view of the gaming apparatus including multiple wheel display of FIG. 1.

FIG. 4 is a right side view of the gaming apparatus including multiple wheel display of FIG. 1.

FIG. 5 is a left side view of the gaming apparatus including multiple wheel display of FIG. 1.

FIG. 6 is a top view of the gaming apparatus including multiple wheel display of FIG. 1.

FIG. 7 is a bottom view of the gaming apparatus including multiple wheel display of FIG. 1.

FIG. 8 is a front perspective view of a gaming apparatus including multiple wheel display of another embodiment of my new design.

FIG. 9 is a front view of the gaming apparatus including multiple wheel display of FIG. 8.

FIG. 10 is a rear view of the gaming apparatus including multiple wheel display of FIG. 8.

FIG. 11 is a right side view of the gaming apparatus including multiple wheel display of FIG. 8.

FIG. 12 is a left side view of the gaming apparatus including multiple wheel display of FIG. 8.

FIG. 13 is a top view of the gaming apparatus including multiple wheel display of FIG. 8.

FIG. 14 is a bottom view of the gaming apparatus including multiple wheel display of FIG. 8.

FIG. 15 is a front perspective view of a gaming apparatus including multiple wheel display of another embodiment of my new design.

FIG. 16 is a front view of the gaming apparatus including multiple wheel display of FIG. 15.

FIG. 17 is a rear view of the gaming apparatus including multiple wheel display of FIG. 15.

FIG. 18 is a right side view of the gaming apparatus including multiple wheel display of FIG. 15.

FIG. 19 is a left side view of the gaming apparatus including multiple wheel display of FIG. 15.

FIG. 20 is a top view of the gaming apparatus including multiple wheel display of FIG. 15.

FIG. 21 is a bottom view of the gaming apparatus including multiple wheel display of FIG. 15.

FIG. 22 is a front perspective view of a gaming apparatus including multiple wheel display of another embodiment of my new design.

FIG. 23 is a front view of the gaming apparatus including multiple wheel display of FIG. 22.

FIG. 24 is a rear view of the gaming apparatus including multiple wheel display of FIG. 22.

FIG. 25 is a right side view of the gaming apparatus including multiple wheel display of FIG. 22.

FIG. 26 is a left side view of the gaming apparatus including multiple wheel display of FIG. 22.

FIG. 27 is a top view of the gaming apparatus including multiple wheel display of FIG. 22; and,

FIG. 28 is a bottom view of the gaming apparatus including multiple wheel display of FIG. 22.

The broken line showing of the gaming apparatus including multiple wheel display is for the purpose of illustrating portions of the article that forms no part of the claimed design.




FIG. 1




FIG. 2




FIG. 3

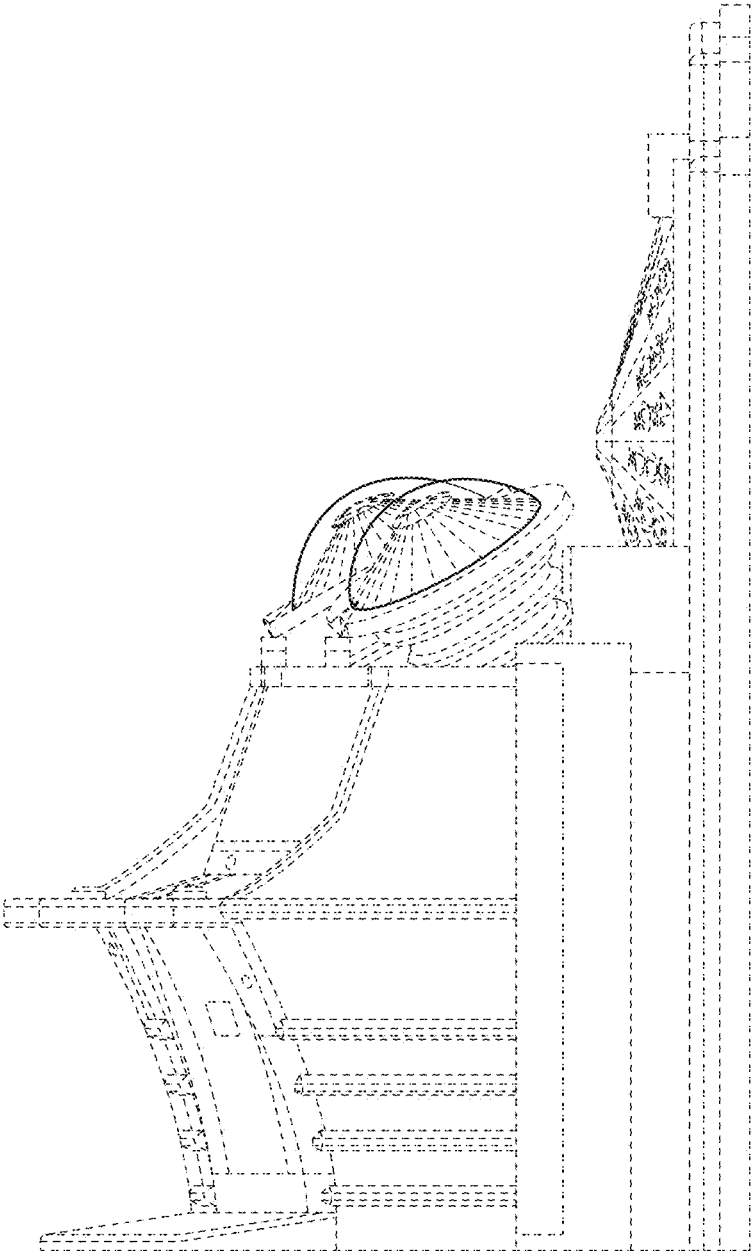


FIG. 4

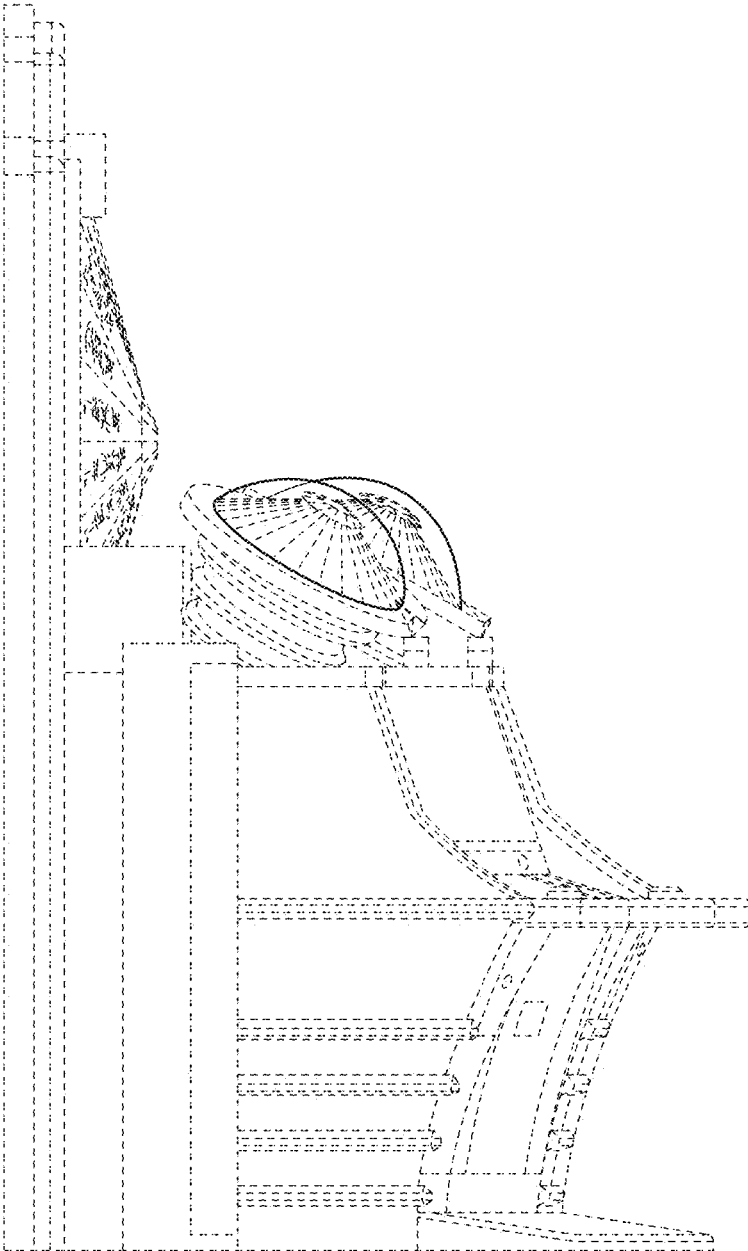


FIG. 5

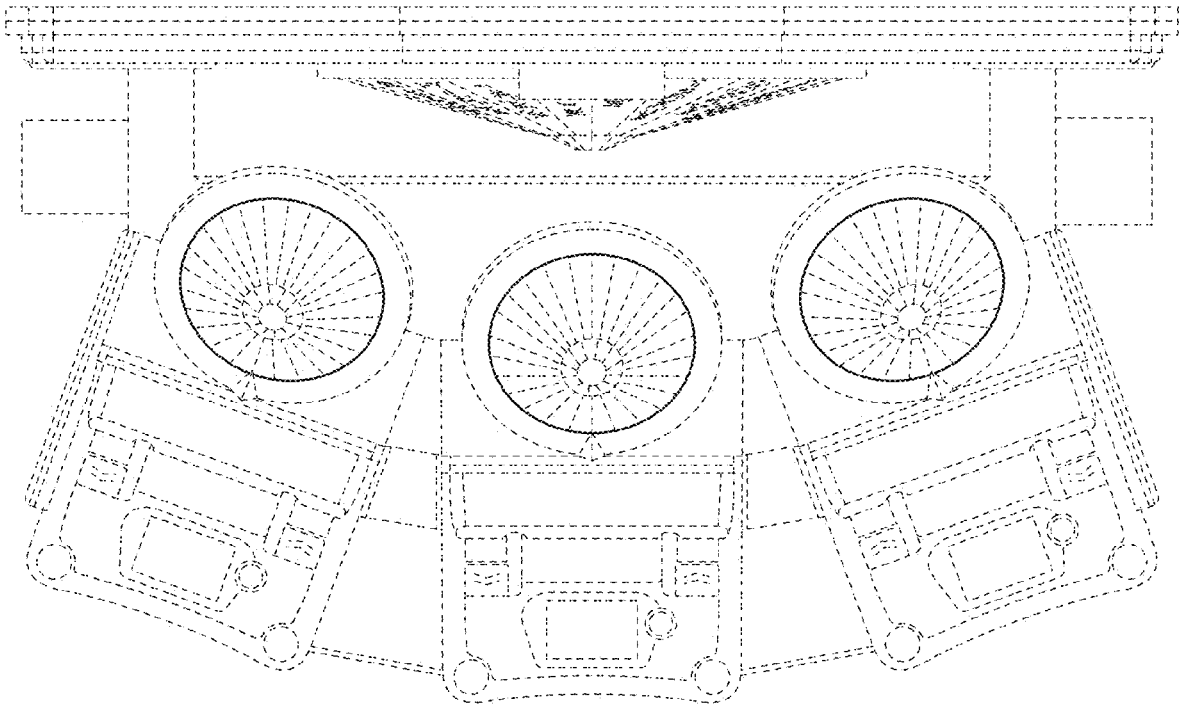


FIG. 6

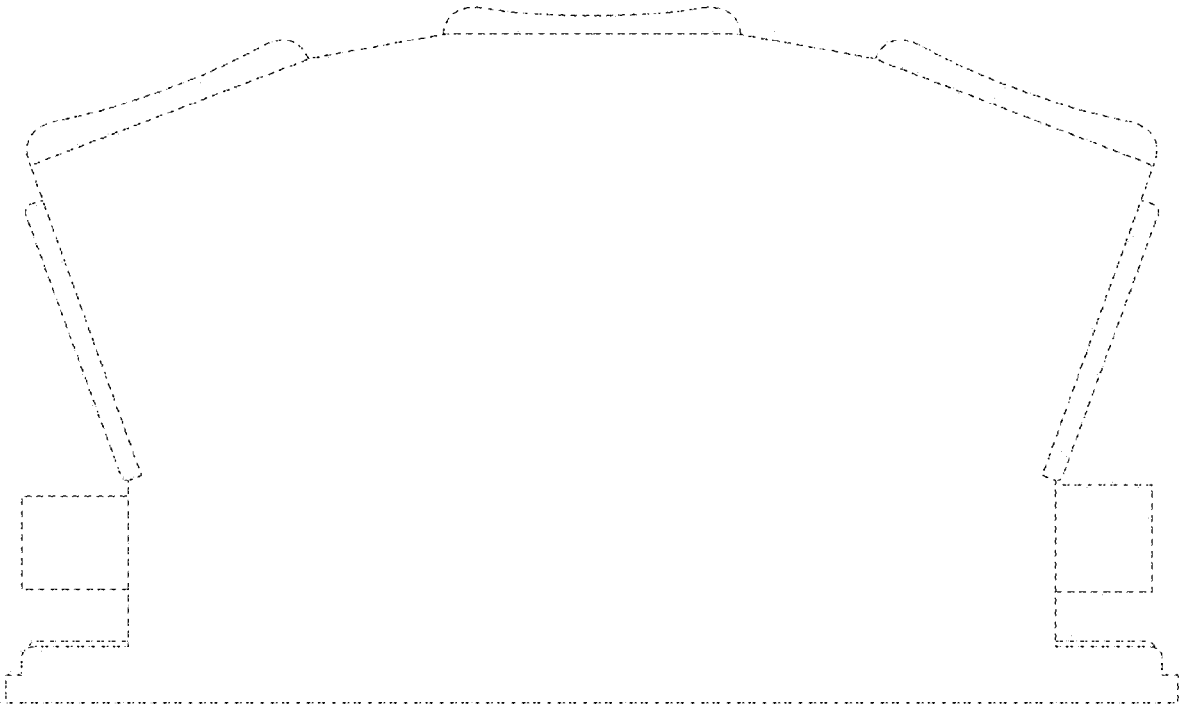


FIG. 7




FIG. 8




FIG. 9




FIG. 10

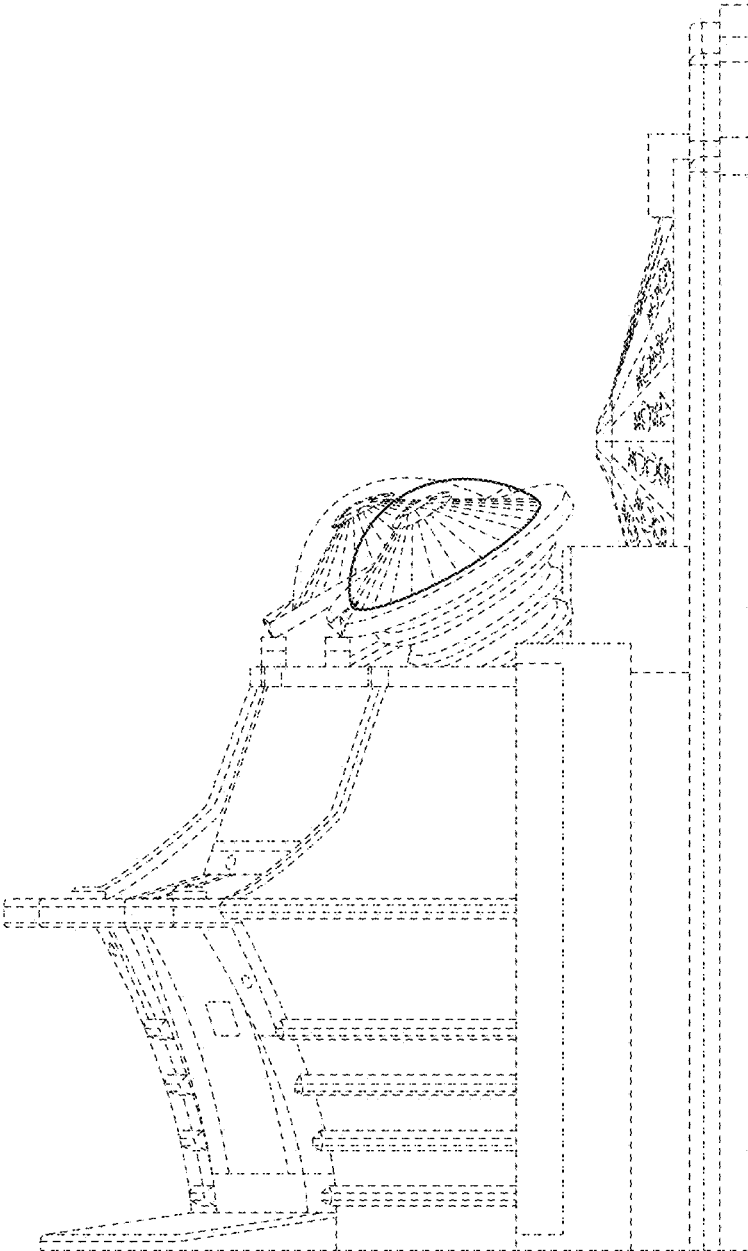


FIG. 11

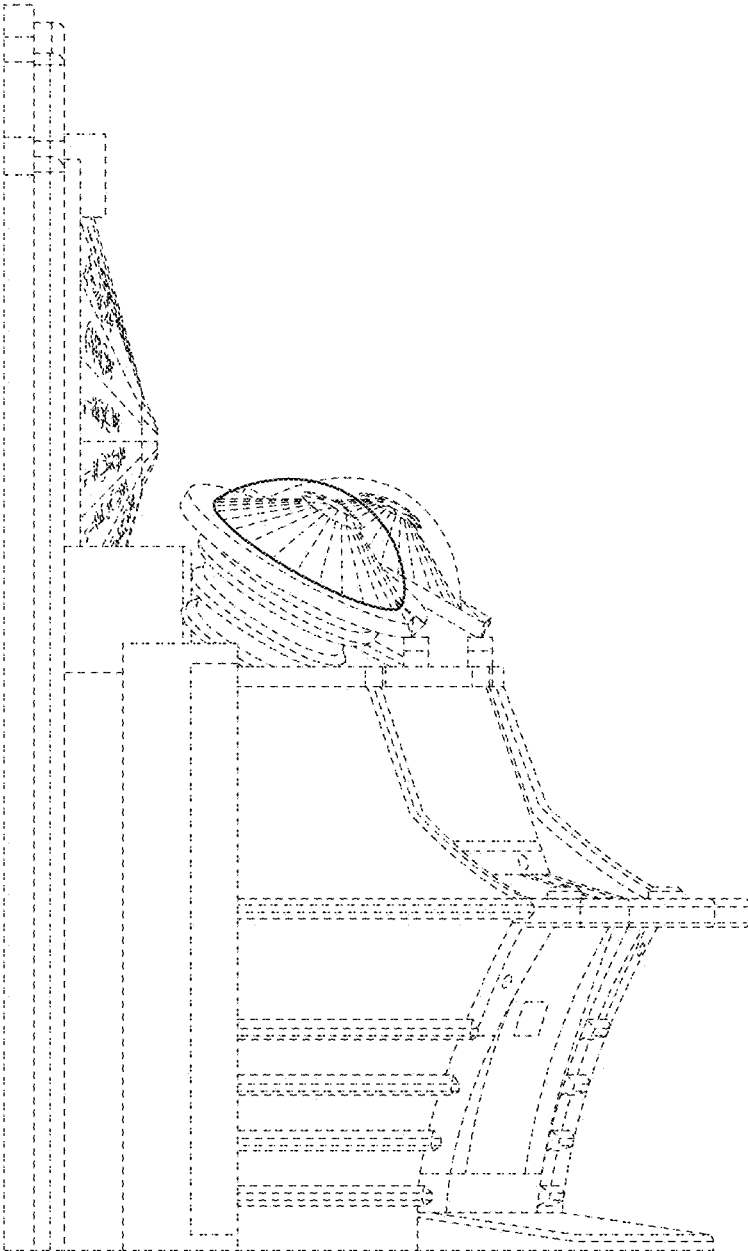


FIG. 12

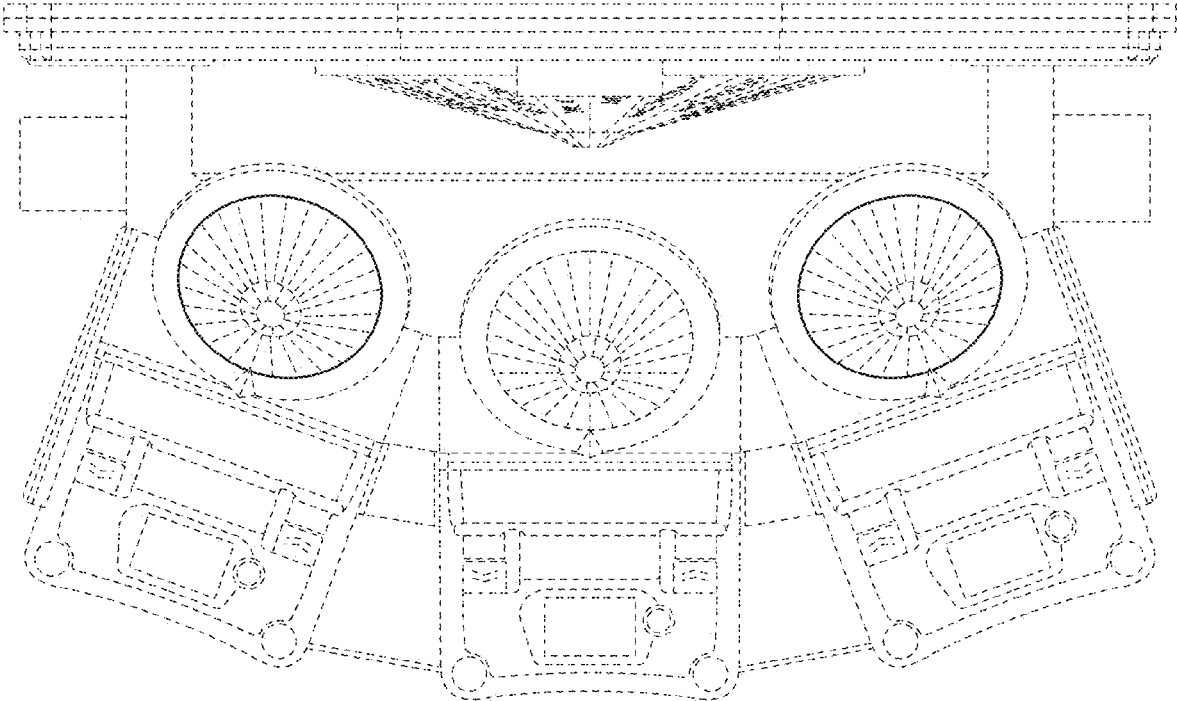


FIG. 13

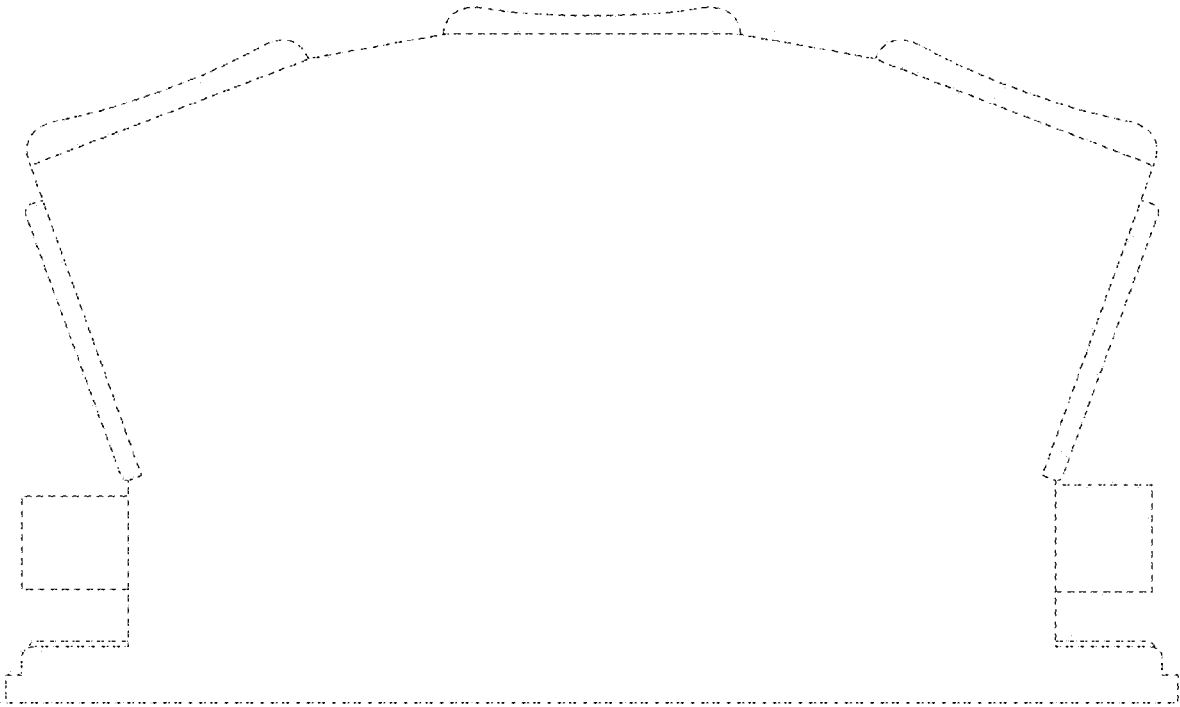


FIG. 14




FIG. 15




FIG. 16




FIG. 17

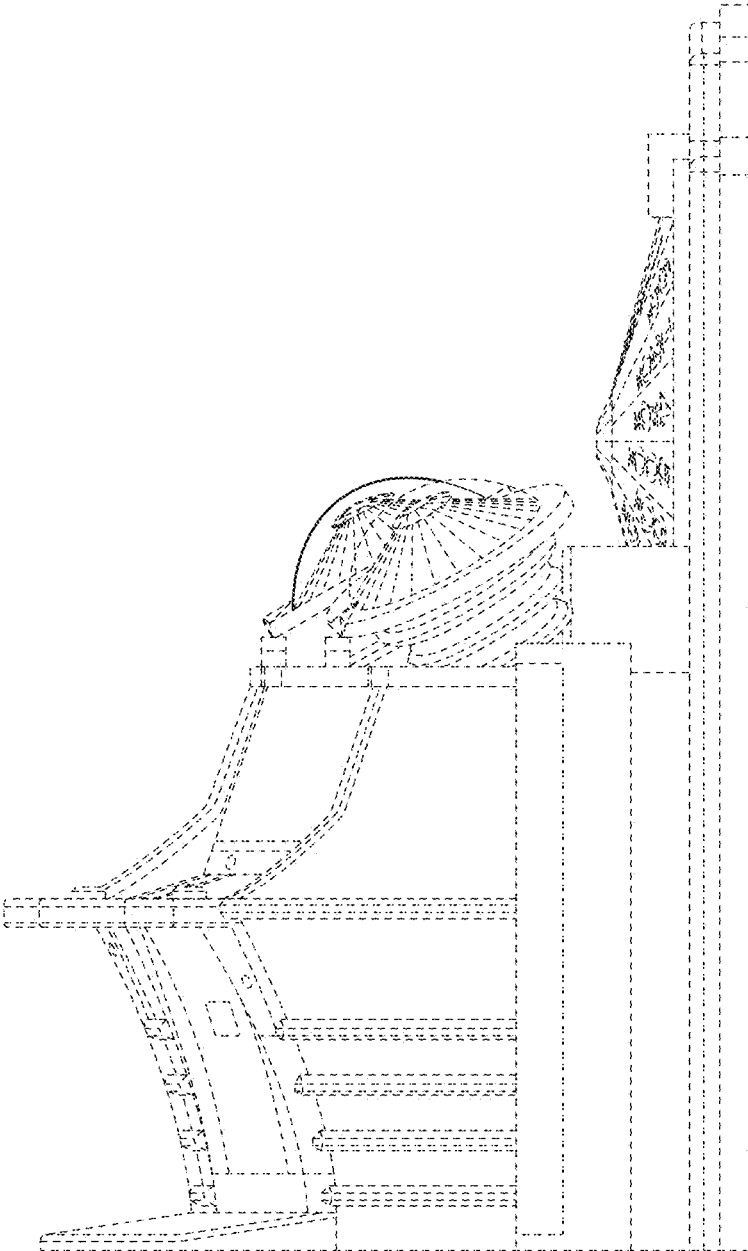


FIG. 18

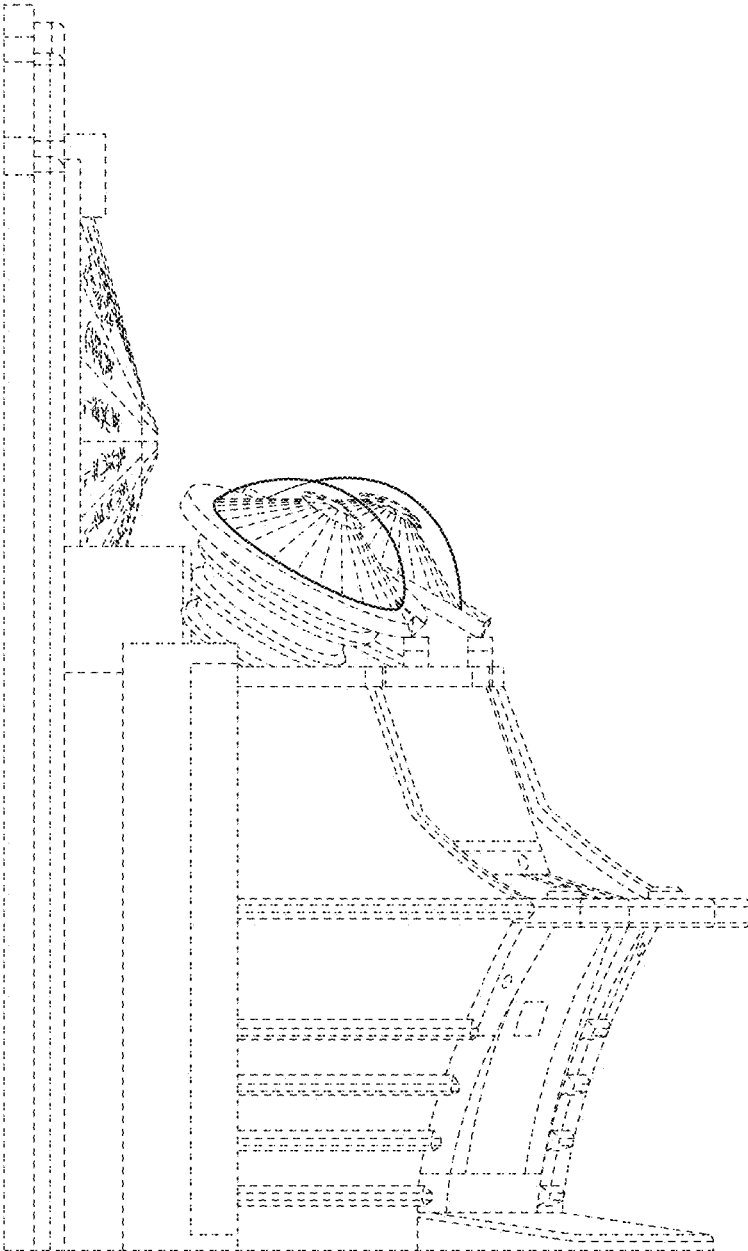


FIG. 19

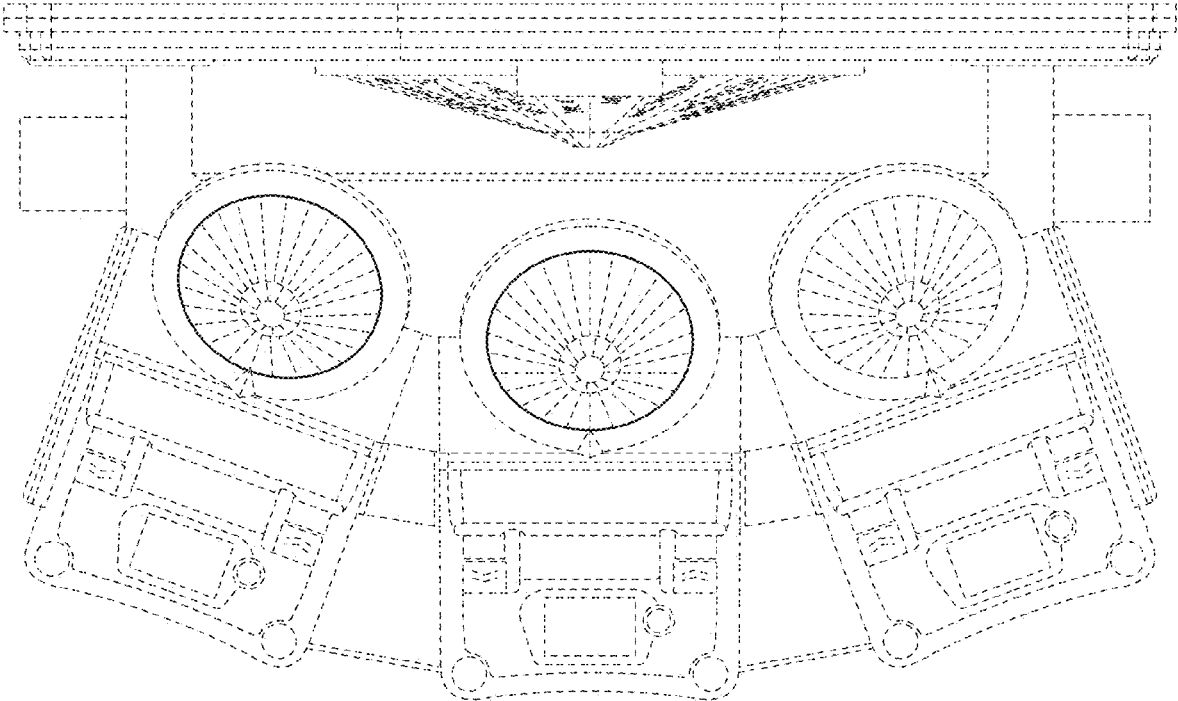


FIG. 20

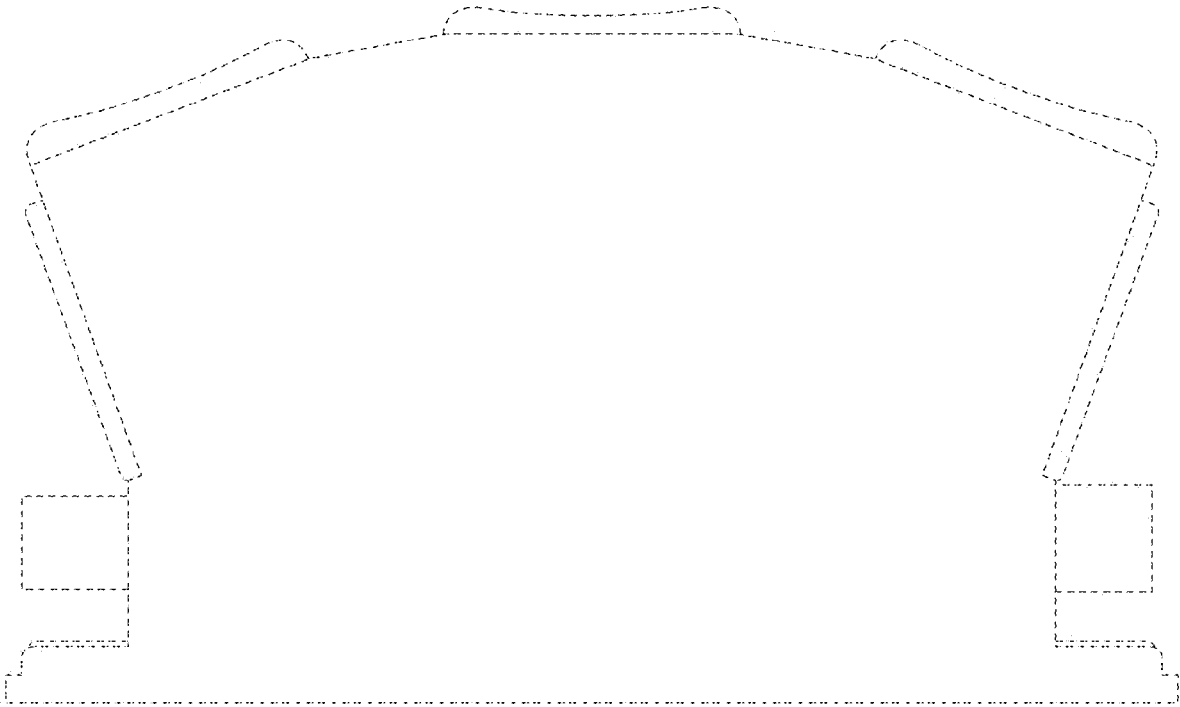


FIG. 21




FIG. 22




FIG. 23




FIG. 24

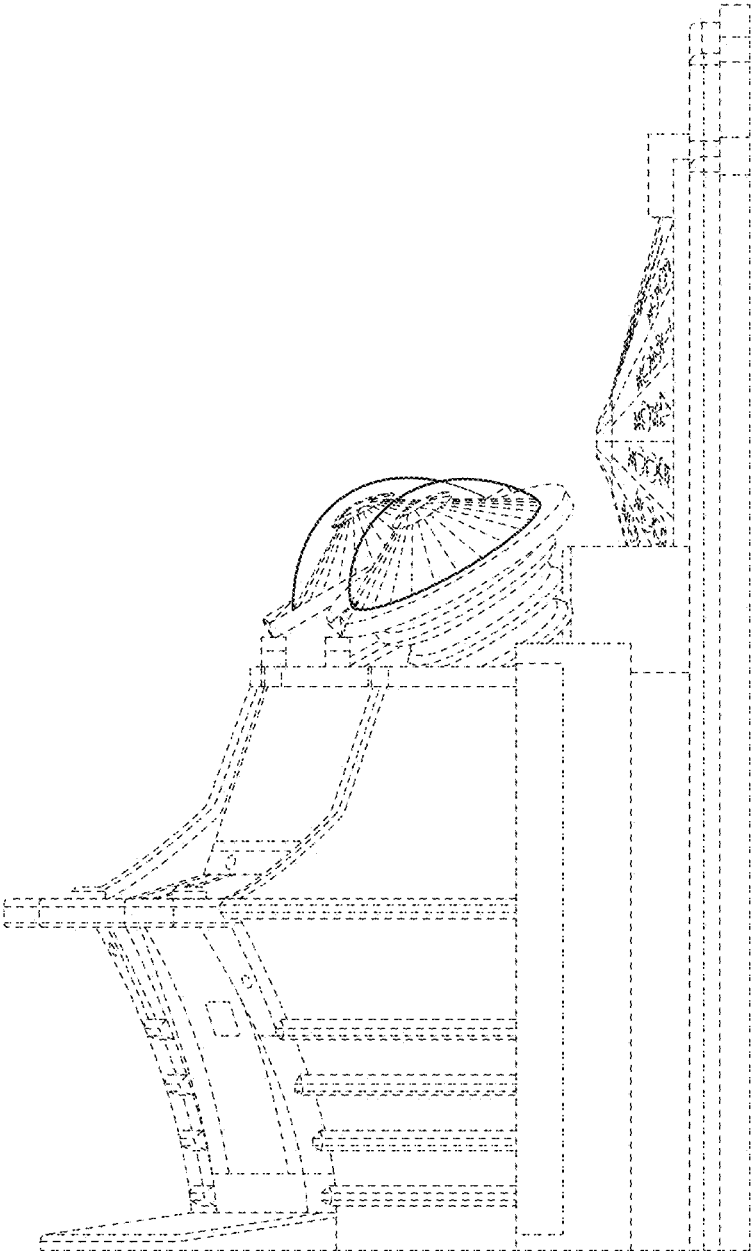


FIG. 25

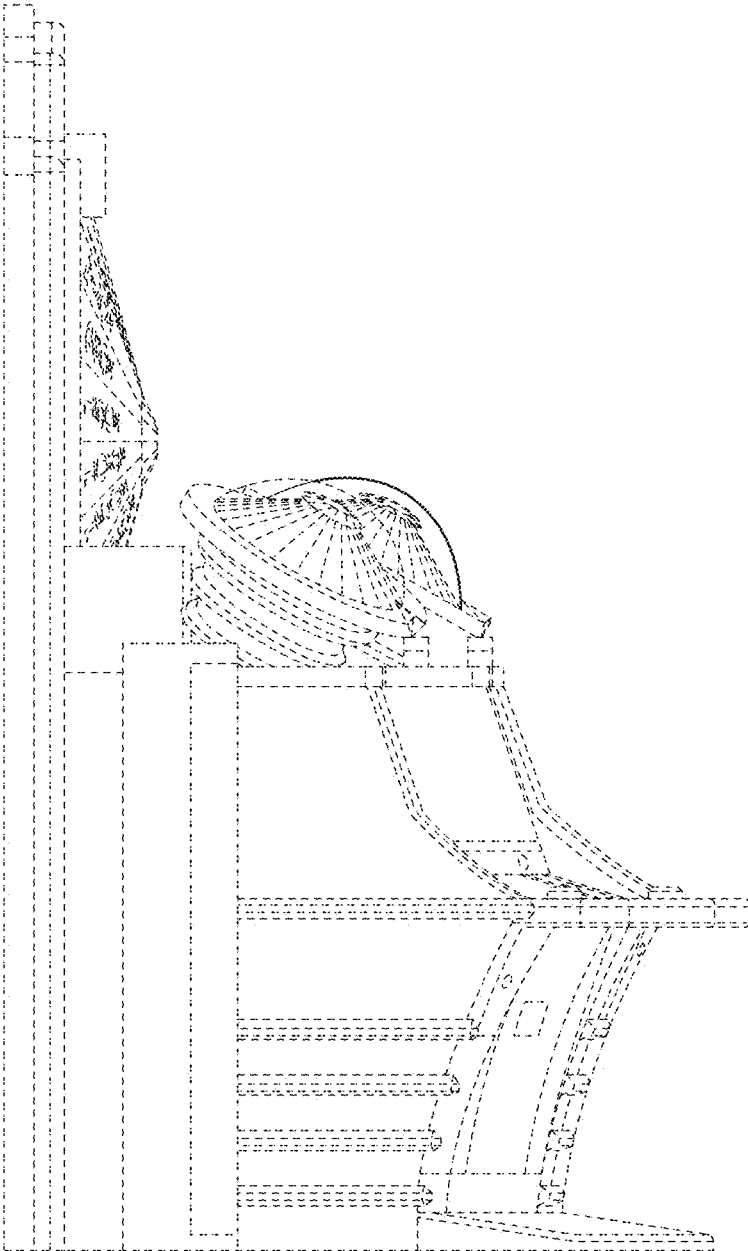


FIG. 26

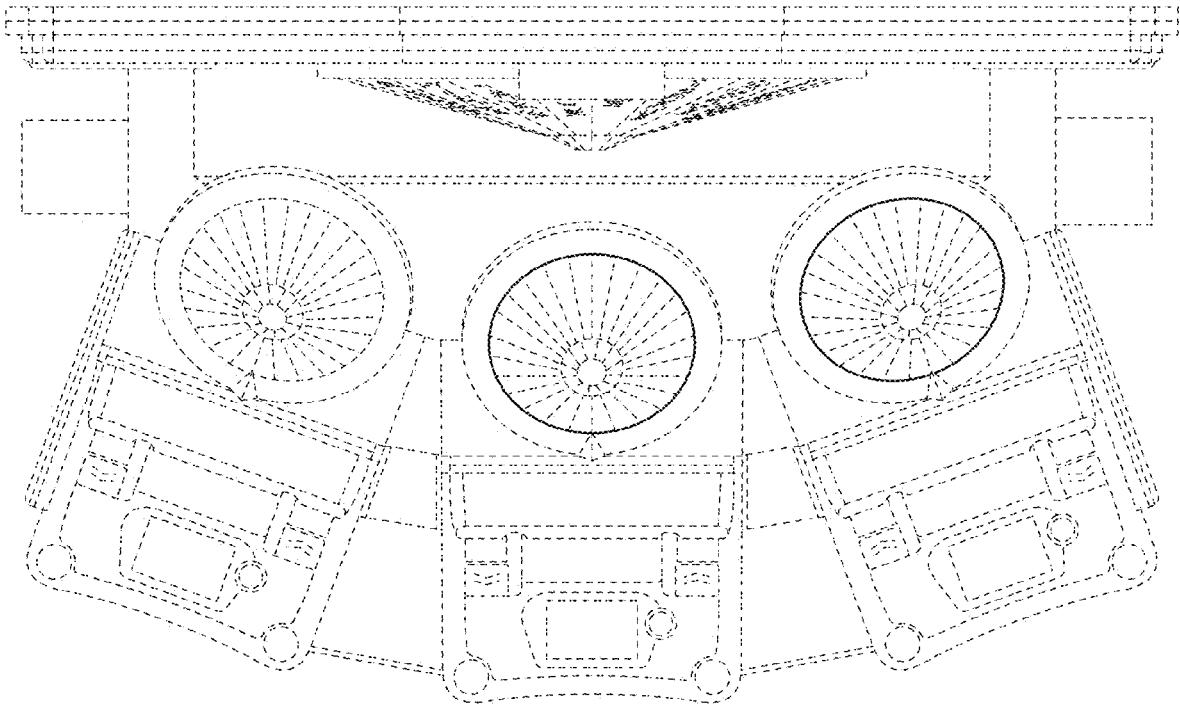


FIG. 27

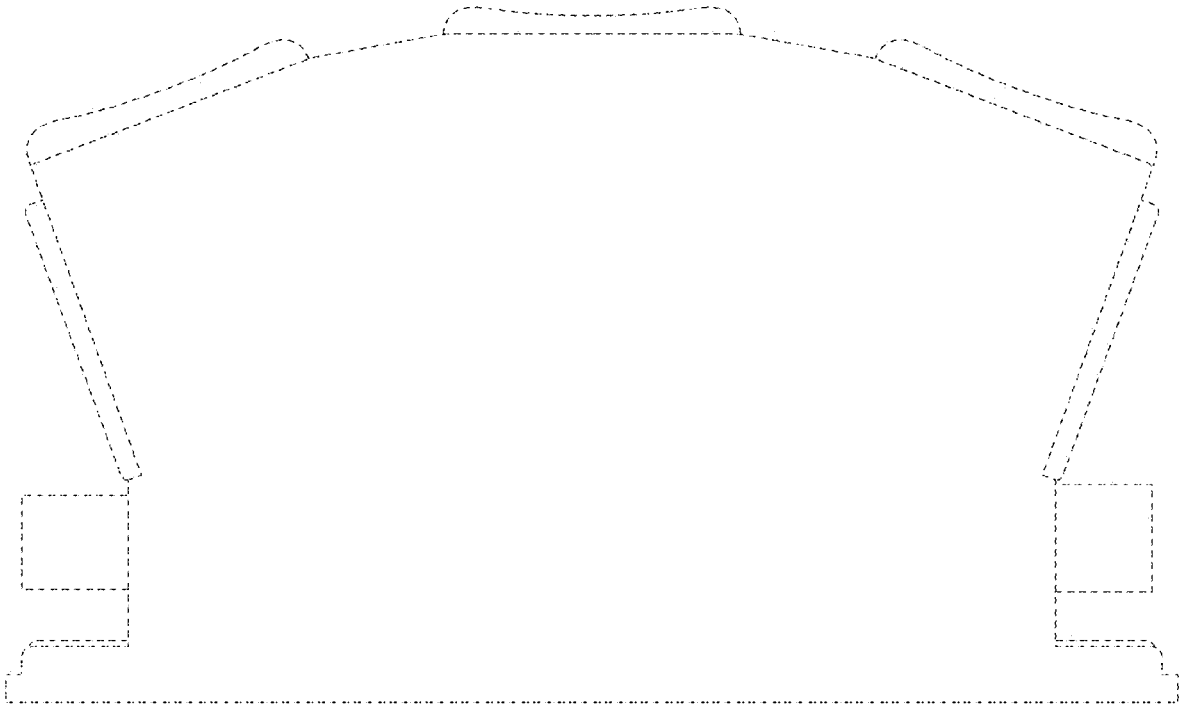


FIG. 28