



US00D498267S

(12) **United States Design Patent**
Crouch

(10) **Patent No.:** **US D498,267 S**

(45) **Date of Patent:** **** Nov. 9, 2004**

(54) **GAMING MACHINE**

(75) **Inventor:** **Philip Clive Crouch**, Newington (AU)

(73) **Assignee:** **Ainsworth Game Technology Limited**
(AU)

(**) **Term:** **14 Years**

(21) **Appl. No.:** **29/182,957**

(22) **Filed:** **Jun. 4, 2003**

(30) **Foreign Application Priority Data**

Dec. 17, 2002 (AU) 3989/2002

(51) **LOC (7) Cl.** **21-03**

(52) **U.S. Cl.** **D21/370**

(58) **Field of Search** D21/325, 329,
D21/369-371, 374, 385; 273/138.1; 463/16-17,
20, 46-47

(56) **References Cited**

U.S. PATENT DOCUMENTS

D275,117 S * 8/1984 Heywood D21/370

D278,069 S	*	3/1985	Wichinsky et al.	D21/370
D378,604 S	*	3/1997	Brettschneider	D21/370
D380,014 S	*	6/1997	Yang	D21/370
D381,700 S	*	7/1997	Brettschneider	D21/370
D419,201 S	*	1/2000	de Haas	D21/370
D448,053 S	*	9/2001	Brettschneider	D21/370
D463,504 S	*	9/2002	Stephan	D21/325
D467,284 S	*	12/2002	Yamanaka	D21/370

* cited by examiner

Primary Examiner—Sandra L. Morris

(74) *Attorney, Agent, or Firm*—Tucker Ellis & West

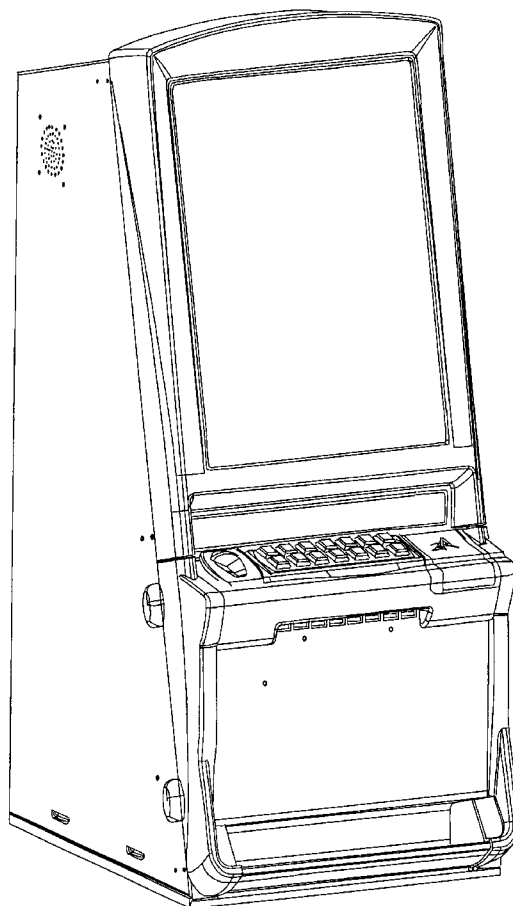
(57) **CLAIM**

The ornamental design for a gaming machine, as shown and described.

DESCRIPTION

FIG. 1 is a front perspective view of the gaming machine; FIG. 2 is a right side elevational view thereof; FIG. 3 is a left side elevational view thereof; FIG. 4 is a front view thereof; and, FIG. 5 is a top plan view thereof.

1 Claim, 5 Drawing Sheets



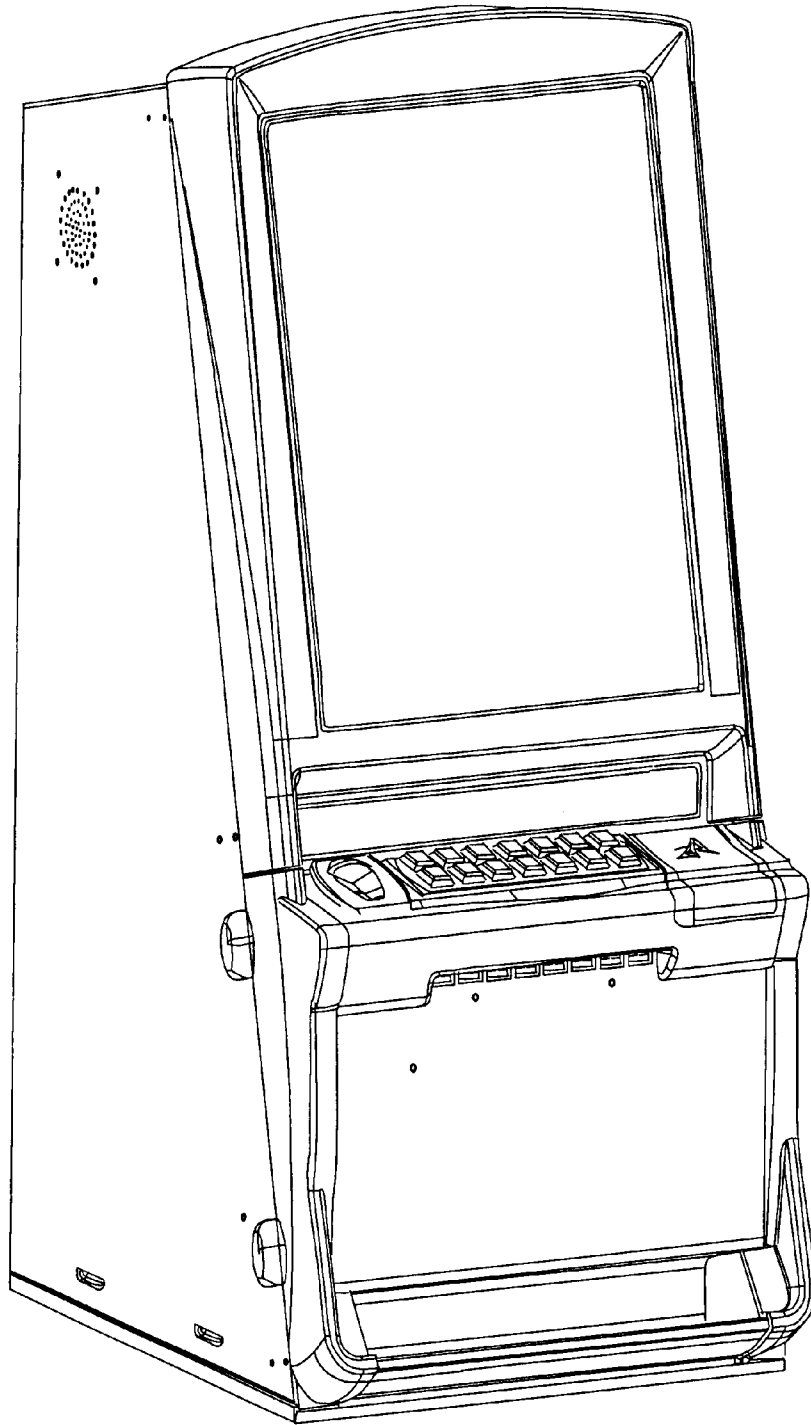


Fig. 1

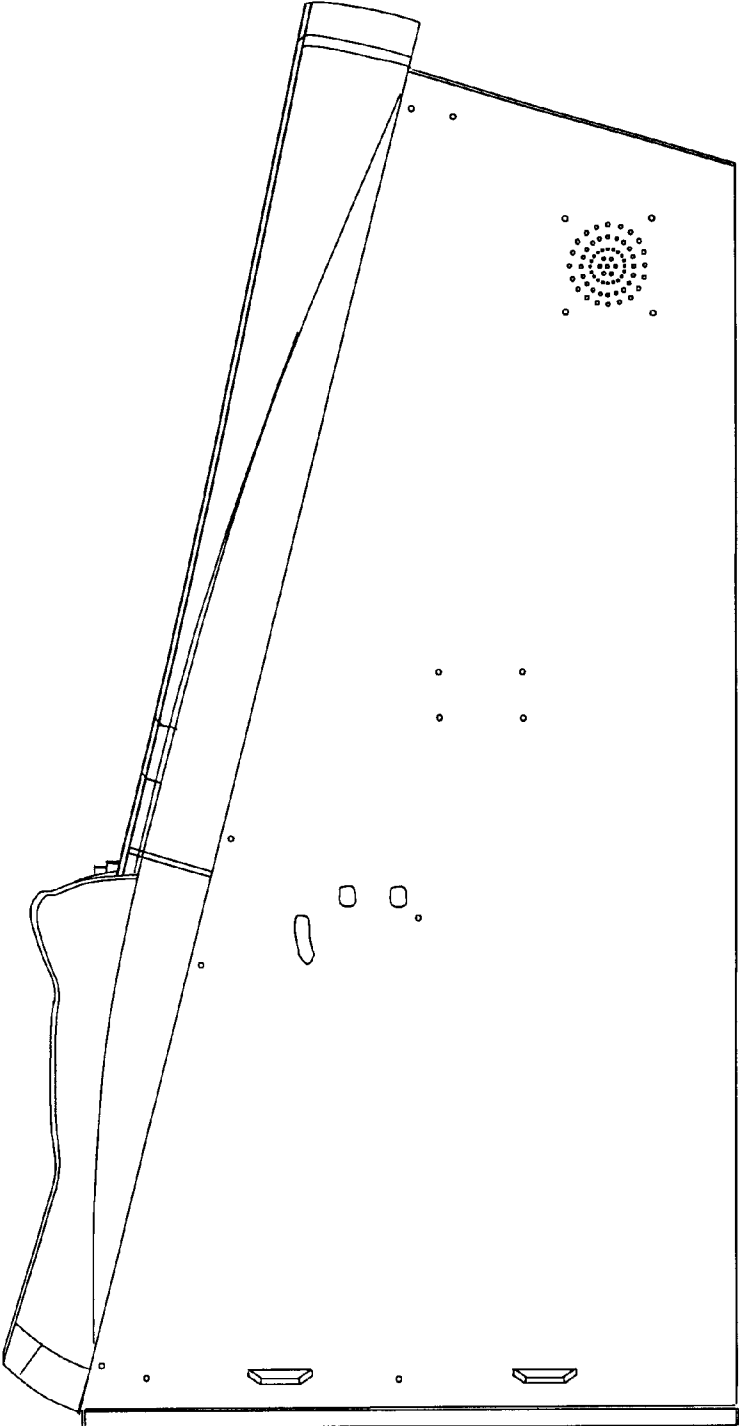


Fig. 2

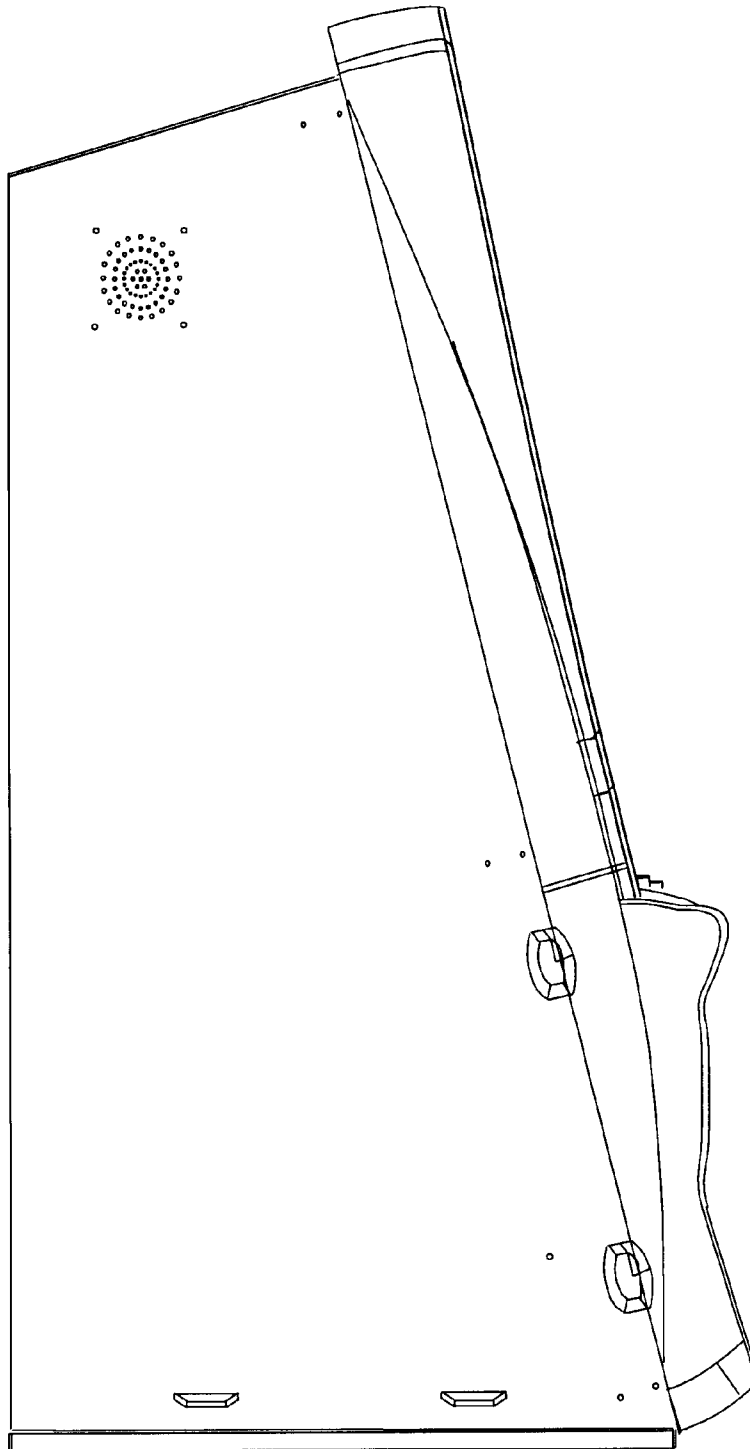


Fig. 3

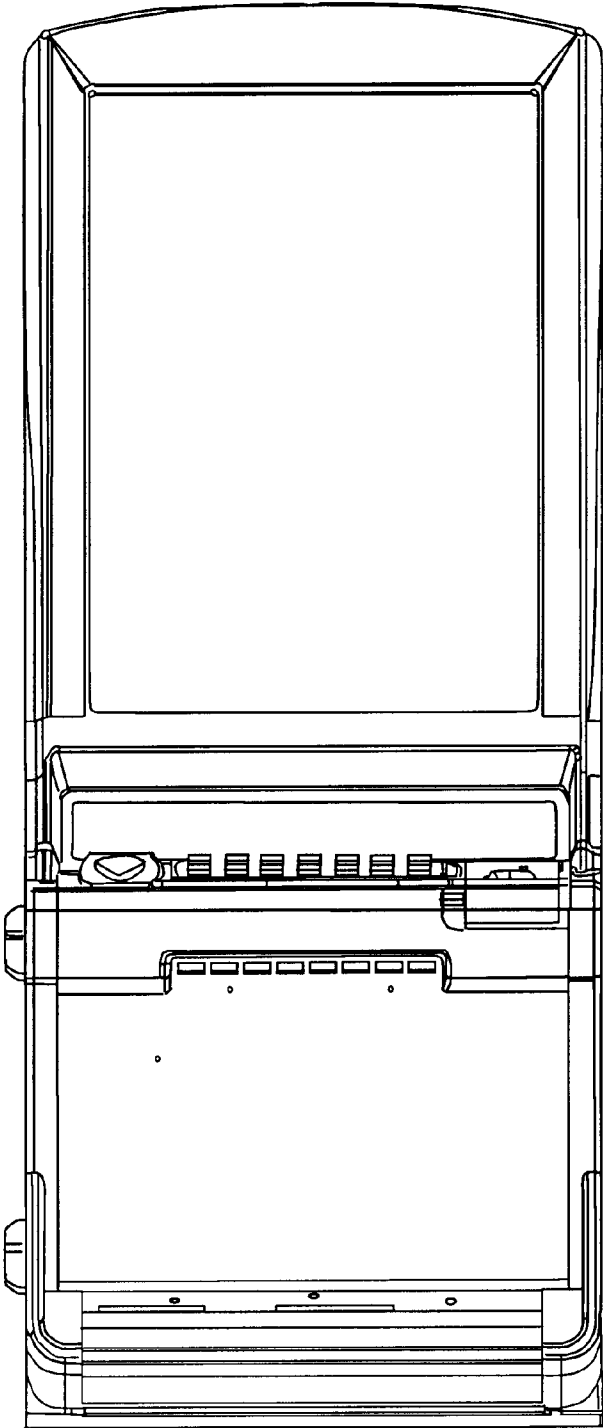


Fig. 4




Fig. 5