



US009934645B2

(12) **United States Patent**  
**MacKay et al.**

(10) **Patent No.:** **US 9,934,645 B2**  
(45) **Date of Patent:** **Apr. 3, 2018**

(54) **PARKING METER WITH CONTACTLESS PAYMENT**

(71) Applicant: **J.J. MACKAY CANADA LIMITED**,  
New Glasgow (CA)

(72) Inventors: **George Allan MacKay**, New Glasgow (CA); **Gregory Emile Chauvin**, Brookside (CA); **Adrian Ignatius O'Neil**, New Glasgow (CA)

(73) Assignee: **J.J. MACKAY CANADA LIMITED** (CA)

(\* ) Notice: Subject to any disclaimer, the term of this patent is extended or adjusted under 35 U.S.C. 154(b) by 0 days.

(21) Appl. No.: **14/864,170**

(22) Filed: **Sep. 24, 2015**

(65) **Prior Publication Data**  
US 2016/0012418 A1 Jan. 14, 2016

**Related U.S. Application Data**

(66) Continuation of application No. 13/546,918, filed on Jul. 11, 2012, now Pat. No. 9,406,056, which is a (Continued)

(30) **Foreign Application Priority Data**

Mar. 3, 2011 (CA) ..... 2733110  
Oct. 28, 2011 (CA) ..... 2756489

(51) **Int. Cl.**  
**G07F 17/24** (2006.01)  
**G06Q 20/32** (2012.01)  
(Continued)

(52) **U.S. Cl.**  
CPC ..... **G07F 17/24** (2013.01); **G06K 7/0004** (2013.01); **G06K 7/10316** (2013.01);  
(Continued)

(58) **Field of Classification Search**  
USPC ..... 235/375  
See application file for complete search history.

(56) **References Cited**  
**U.S. PATENT DOCUMENTS**  
480,108 A 8/1892 Loch ..... 232/62  
1,189,991 A 7/1916 Mugler ..... 70/120  
(Continued)

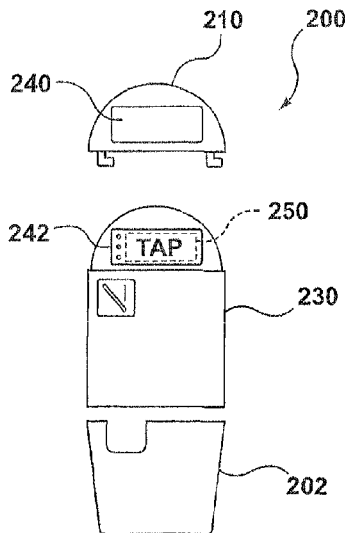
**FOREIGN PATENT DOCUMENTS**  
AU 4035701 9/2001 ..... G07F 17/24  
AU 200227724 1/2003 ..... G07C 1/30  
(Continued)

**OTHER PUBLICATIONS**  
US 8,636,133, 01/2014, MacKay et al. (withdrawn)  
(Continued)

*Primary Examiner* — Michael G Lee  
*Assistant Examiner* — David Tardif  
(74) *Attorney, Agent, or Firm* — Hayes Soloway P.C.

(57) **ABSTRACT**  
A parking meter is described that comprises components for providing parking meter functionality and a display for displaying parking information and a metal housing for protecting the parking meter components from an environment that has a display aperture through which the display is visible. The parking meter also comprises an antenna for a contactless payment reader arranged in or on the parking meter in close proximity to the display.

**39 Claims, 9 Drawing Sheets**



**Related U.S. Application Data**

continuation of application No. PCT/CA2012/000191, filed on Mar. 2, 2012, Substitute for application No. 13/410,831, filed on Mar. 2, 2012, now Pat. No. 8,770,371.

(51) **Int. Cl.**

- G06Q 20/34** (2012.01)
- G06Q 20/18** (2012.01)
- G06K 7/00** (2006.01)
- G06K 7/10** (2006.01)
- G07B 15/00** (2011.01)
- G06K 19/07** (2006.01)

(52) **U.S. Cl.**

- CPC ..... **G06K 19/0704** (2013.01); **G06Q 20/18** (2013.01); **G06Q 20/3278** (2013.01); **G06Q 20/352** (2013.01); **G07B 15/00** (2013.01); **Y04S 50/12** (2013.01); **Y10T 29/49826** (2015.01)

(56)

**References Cited**

U.S. PATENT DOCUMENTS

1,445,771 A 2/1923 Keplinger  
 1,818,568 A 8/1931 Melick ..... 194/203  
 D98,810 S 3/1936 Magee  
 D100,875 S 8/1936 Michaels  
 D101,237 S 9/1936 Miller  
 D107,577 S 12/1937 McGay ..... D10/42  
 2,118,318 A 5/1938 Magee ..... 194/84  
 D112,677 S 12/1938 Broussard et al.  
 2,161,046 A 6/1939 Hitzeman ..... 194/205  
 D116,805 S 9/1939 Reznek  
 2,229,183 A 1/1941 Mitchell ..... 194/277  
 2,261,353 A 11/1941 Gaetano ..... 70/120  
 2,289,838 A 7/1942 Herschede et al. .... 194/226  
 D152,294 S 1/1949 Siegel et al. .... D20/10  
 D152,587 S 2/1949 Brundage ..... D52/3  
 D154,716 S 8/1949 Simpson ..... D10/42  
 2,483,805 A 10/1949 Broussard et al. .... 232/1  
 2,495,784 A 1/1950 Starts  
 D161,888 S 2/1951 Wilkin ..... D52/3  
 D162,698 S 3/1951 Teague ..... D52/3  
 2,546,433 A 3/1951 Dick ..... 368/6  
 2,547,272 A 4/1951 Lawson et al. .... 116/282  
 2,550,433 A 4/1951 Tichenor ..... 224/1  
 2,570,920 A 10/1951 Clough et al. .... 232/16  
 D166,059 S 2/1952 Yoss ..... D10/42  
 2,594,388 A 4/1952 Broussard ..... 194/1  
 2,595,124 A 4/1952 Campbell ..... 250/27  
 D166,753 S 5/1952 Jones ..... D10/42  
 2,596,122 A 5/1952 Broussard ..... 194/101  
 2,596,123 A 5/1952 Broussard ..... 194/1  
 2,596,124 A 5/1952 Broussard ..... 368/90  
 2,599,881 A 6/1952 Woodruff ..... 368/92  
 2,613,792 A 10/1952 Broussard ..... 194/72  
 2,613,871 A 10/1952 Broussard et al. .... 232/16  
 2,618,371 A 11/1952 Broussard ..... 194/84  
 2,633,960 A 4/1953 Broussard ..... 194/72  
 D181,359 S 11/1957 Jones ..... D10/42  
 2,818,371 A 12/1957 Wessinger ..... 167/93  
 2,822,682 A 2/1958 Sollenberger ..... 70/158  
 2,832,506 A 4/1958 Hatcher ..... 221/103  
 D189,106 S 10/1960 Leiderman ..... D52/3  
 2,956,525 A 10/1960 Blauvelt ..... 109/59  
 2,985,978 A 5/1961 Breen et al. .... 40/333  
 2,988,191 A 6/1961 Grant  
 2,995,230 A 8/1961 Moody et al. .... 194/9  
 3,018,615 A 1/1962 Minion et al. .... 368/7  
 3,056,544 A 10/1962 Sollenberger et al. .... 232/16  
 D199,270 S 9/1964 Michaels ..... D52/3  
 D200,216 S 2/1965 Broussard ..... D52/3  
 3,183,411 A 5/1965 Palfi ..... 317/123

3,199,321 A 8/1965 Sollenberger ..... 70/1.5  
 3,204,438 A 9/1965 Sollenberger ..... 70/417  
 3,208,061 A 9/1965 Gervasi et al. .... 340/539.31  
 3,262,540 A 7/1966 Sollenberger et al. .... 194/72  
 3,272,299 A 9/1966 Sollenberger ..... 194/2  
 3,324,647 A 6/1967 Jedynek ..... 368/6  
 3,373,856 A 3/1968 Kusters et al. .... 194/100  
 3,438,031 A 4/1969 Fathauer ..... 343/8  
 3,486,324 A 12/1969 Andersson ..... 368/90  
 3,519,113 A 7/1970 Arzig et al. .... 194/2  
 3,535,870 A 10/1970 Mitchell ..... 58/142  
 3,565,283 A 2/1971 Sciacero et al. .... 221/197  
 3,637,277 A 1/1972 Krug et al. .... 312/217  
 3,666,067 A 5/1972 Kaiser ..... 194/225  
 3,721,463 A 3/1973 Attwood et al. .... 287/20.3  
 3,770,090 A 11/1973 Fayling et al. .... 194/1 B  
 D234,606 S 3/1975 Gamble ..... D23/150  
 3,941,989 A 3/1976 McLaughlin et al. .... 235/156  
 3,975,934 A 8/1976 Babai et al. .... 70/120  
 3,982,620 A 9/1976 Kortenhaus ..... 194/1 N  
 3,991,595 A 11/1976 Bahry et al. .... 70/120  
 3,999,372 A 12/1976 Welch et al. .... 58/142  
 4,031,991 A 6/1977 Malott ..... 194/1 R  
 4,043,117 A 8/1977 Maresca et al. .... 58/142  
 4,147,707 A 4/1979 Alewelt et al. .... 260/37 SB  
 4,237,710 A 12/1980 Cardozo ..... 70/108  
 4,248,336 A 2/1981 Fiedler ..... 194/97  
 4,249,648 A 2/1981 Meyer ..... 194/102  
 4,264,963 A 4/1981 Leach ..... 364/707  
 4,306,219 A 12/1981 Main et al. .... 340/825.54  
 4,317,180 A 2/1982 Lies ..... 364/707  
 4,317,181 A 2/1982 Teza et al. .... 364/707  
 4,323,847 A 4/1982 Karbowski ..... 324/327  
 4,379,334 A 4/1983 Feagins, Jr. et al. .... 364/467  
 4,409,665 A 10/1983 Tubbs ..... 364/707  
 4,432,447 A 2/1984 Tanaka ..... 194/100  
 4,460,080 A 7/1984 Howard ..... 194/100 A  
 4,474,281 A 10/1984 Roberts et al. .... 194/1 N  
 4,479,191 A 10/1984 Nojima et al. .... 364/707  
 4,483,431 A 11/1984 Pratt ..... 194/97  
 D278,689 S 5/1985 Jupe ..... D10/42  
 4,574,936 A 3/1986 Klinger ..... 194/318  
 4,639,021 A 1/1987 Hope ..... 292/7  
 D288,441 S 2/1987 Lalonde ..... D14/55  
 D289,914 S 5/1987 Willinger et al. .... D23/4  
 4,678,994 A 7/1987 Davies ..... 324/236  
 4,742,903 A 5/1988 Trummer ..... 194/317  
 4,749,074 A 6/1988 Ueki et al. .... 194/317  
 D296,795 S 7/1988 Bouve ..... D20/10  
 4,763,769 A 8/1988 Levasseur ..... 194/217  
 4,809,838 A 3/1989 Houserman ..... 194/317  
 4,812,805 A 3/1989 Lachat et al. .... 340/825.05  
 4,823,928 A 4/1989 Speas  
 4,825,425 A 4/1989 Turner ..... 368/7  
 4,827,206 A 5/1989 Speas ..... 323/299  
 4,845,484 A 7/1989 Ellsberg ..... 340/825.35  
 4,848,556 A 7/1989 Shah et al. .... 194/212  
 4,851,987 A 7/1989 Day ..... 364/200  
 4,872,149 A 10/1989 Speas ..... 368/90  
 4,875,598 A 10/1989 Dahl ..... 221/4  
 4,880,097 A 11/1989 Speas ..... 194/239  
 4,880,406 A 11/1989 Van Horn et al. .... 464/38  
 4,895,238 A 1/1990 Speas ..... 194/319  
 4,951,799 A 8/1990 Xai ..... 194/317  
 4,967,895 A 11/1990 Speas ..... 194/200  
 4,976,630 A 12/1990 Schuder et al. .... 439/260  
 4,989,714 A 2/1991 Abe ..... 194/317  
 5,027,935 A 7/1991 Berg et al. .... 194/318  
 5,029,094 A 7/1991 Wong ..... 364/467  
 D319,077 S 8/1991 Arato et al. .... D20/6  
 5,060,777 A 10/1991 Van Horn et al. .... 194/317  
 5,065,156 A 11/1991 Bernier ..... 340/932.2  
 5,076,414 A 12/1991 Kimoto ..... 194/317  
 5,088,073 A 2/1992 Speas ..... 368/90  
 5,109,972 A 5/1992 Van Horn et al. .... 194/217  
 5,119,916 A 6/1992 Carmen et al. .... 194/210  
 5,155,614 A 10/1992 Carmen et al. .... 398/202  
 5,158,166 A 10/1992 Barson ..... 194/319  
 5,184,707 A 2/1993 Van Horn et al. .... 194/204

(56)

References Cited

U.S. PATENT DOCUMENTS

5,192,855 A	3/1993	Insulander et al. ....	235/381	D413,311 S	8/1999	Blalock .....	D14/420
D336,860 S	6/1993	Clough .....	D10/42	5,940,481 A	8/1999	Zietman .....	379/114
5,222,076 A	6/1993	Ng et al. ....	375/9	5,954,182 A	9/1999	Wei .....	194/345
5,244,070 A	9/1993	Carmen et al. ....	194/319	5,936,527 A	10/1999	Isaacman et al. ....	340/572.1
D340,038 S	10/1993	Venne et al. ....	D14/420	5,966,345 A	10/1999	Dee et al. ....	368/90
5,259,491 A	11/1993	Ward, II .....	194/350	6,026,946 A	2/2000	McCarty, Jr. ....	194/317
5,266,947 A	11/1993	Fujiwara et al. ....	340/932.2	6,037,880 A	3/2000	Manion .....	340/932.2
D342,209 S	12/1993	Clough .....	D10/42	6,052,453 A	4/2000	Sagady et al. ....	379/146
5,273,151 A	12/1993	Carmen et al. ....	194/319	6,078,272 A	6/2000	Jacobs et al. ....	340/932.2
5,287,384 A	2/1994	Avery et al. ....	375/1	6,081,205 A	6/2000	Williams .....	340/932.2
5,293,979 A	3/1994	Levasseur .....	194/317	6,081,206 A	6/2000	Keilland .....	340/937
5,298,894 A	3/1994	Cerny et al. ....	340/870.02	6,082,153 A	7/2000	Schoell et al. ....	70/1.5
5,343,237 A	8/1994	Morimoto .....	348/143	6,098,361 A	8/2000	Roten et al. ....	52/298
D351,193 S	10/1994	Abe .....	D20/9	6,107,942 A	8/2000	Yoo et al. ....	340/932.2
5,351,798 A	10/1994	Hayes .....	194/318	6,109,418 A	8/2000	Yost .....	194/350
5,360,095 A	11/1994	Speas .....	194/217	6,111,522 A	8/2000	Hiltz et al. ....	340/932.2
D354,835 S	1/1995	Brendel .....	D99/43	6,116,403 A	9/2000	Kiehl .....	194/217
5,382,780 A	1/1995	Carmen .....	235/384	D431,788 S	10/2000	Tuxen et al. ....	D10/42
5,402,475 A	3/1995	Lesner, Jr. et al. ....	379/106	6,132,152 A	10/2000	Kaibach et al. ....	411/54.1
5,407,049 A	4/1995	Jacobs .....	194/200	6,147,624 A	11/2000	Clapper .....	340/932.2
D360,734 S	7/1995	Hall .....	D99/28	6,188,328 B1	2/2001	Ho .....	340/932.2
D360,737 S	7/1995	Helbig, Jr. ....	D99/28	6,193,045 B1	2/2001	Ishida et al. ....	194/203
5,439,089 A	8/1995	Parker .....	194/317	6,195,015 B1	2/2001	Jacobs et al. ....	340/693.9
5,442,348 A	8/1995	Mushell .....	340/932.2	D439,591 S	3/2001	Reidt et al. ....	D16/208
5,454,461 A	10/1995	Jacobs .....	194/200	RE37,193 E	5/2001	Ward et al. ....	194/217
D364,165 S	11/1995	Esslinger .....	D14/213	6,227,343 B1	5/2001	Neathway et al. ....	194/319
5,471,139 A	11/1995	Zadoff .....	324/244.1	6,229,455 B1	5/2001	Yost et al. ....	340/943
5,475,373 A	12/1995	Speas .....	340/815.58	6,230,868 B1	5/2001	Tuxen et al. ....	194/217
5,489,014 A	2/1996	Menoud .....	194/211	6,243,028 B1	6/2001	Krygler et al. ....	340/932.2
5,500,517 A	3/1996	Cagliostro .....	235/486	6,243,029 B1	6/2001	Tomer .....	340/932.2
5,526,662 A	6/1996	Diekhoff et al. ....	70/278	6,275,169 B1	8/2001	Krygler et al. ....	340/932.2
5,563,491 A	10/1996	Tseng .....	320/2	6,275,170 B1	8/2001	Jacobs et al. ....	340/932.2
5,568,441 A	10/1996	Sanemitsu .....	365/229	D447,714 S	9/2001	Cappiello .....	D10/104
D375,607 S	11/1996	Hall .....	D99/28	D448,910 S	10/2001	Kit et al. ....	D99/28
5,570,771 A	11/1996	Jacobs .....	194/200	D449,010 S	10/2001	Petrucelli .....	D10/109
5,573,099 A	11/1996	Church et al. ....	194/317	6,309,098 B1	10/2001	Wong .....	368/94
5,614,892 A	3/1997	Ward, II et al. ....	340/870.02	D450,253 S	11/2001	Marguet .....	D10/42
5,617,942 A	4/1997	Ward, II et al. ....	194/217	6,312,152 B2	11/2001	Dee et al. ....	368/90
5,619,932 A	4/1997	Efland et al. ....	109/24.1	6,321,201 B1	11/2001	Dahl .....	705/1
5,640,002 A	6/1997	Ruppert et al. ....	235/472	RE37,531 E	1/2002	Chaco et al. ....	379/38
5,642,119 A	6/1997	Jacobs .....	342/69	6,340,935 B1	1/2002	Hall .....	340/932.2
5,648,906 A	7/1997	Amirpanahi .....	705/418	6,344,806 B1	2/2002	Katz .....	340/932.2
D381,976 S	8/1997	Sandor et al. ....	D14/420	D454,421 S	3/2002	Jeon et al. ....	D99/28
5,659,306 A	8/1997	Bahar .....	340/932.2	D454,807 S	3/2002	Cappiello .....	D10/109
5,687,129 A	11/1997	Kim .....	365/229	6,354,425 B1	3/2002	Tuxen et al. ....	194/350
D388,231 S	12/1997	Magee et al. ....	D99/28	6,366,220 B1	4/2002	Elliott .....	340/928
5,710,743 A	1/1998	Dee et al. ....	368/90	6,373,401 B2	4/2002	Ho .....	340/932.2
D391,238 S	2/1998	Sakata .....	D14/420	6,373,422 B1	4/2002	Mostafa .....	341/155
5,732,812 A	3/1998	Grainger et al. ....	194/217	6,373,442 B1	4/2002	Thomas et al. ....	343/767
D393,212 S	4/1998	Lucas .....	D10/42	6,380,851 B1	4/2002	Gilbert et al. ....	340/517
5,737,710 A	4/1998	Anthonyson .....	701/1	D460,005 S	7/2002	Jacquet .....	D10/42
5,740,050 A	4/1998	Ward, II .....	364/464.28	D461,728 S	8/2002	Tuxen et al. ....	D10/42
5,748,103 A	5/1998	Flach et al. ....	340/870.07	6,456,491 B1	9/2002	Flannery et al. ....	361/685
D395,133 S	6/1998	Makami et al. ....	D99/43	D463,749 S	10/2002	Petrucelli .....	D10/109
5,761,061 A	6/1998	Amano .....	364/187	6,457,586 B2	10/2002	Yasuda et al. ....	209/534
5,777,302 A	7/1998	Nakagawa et al. ....	235/7 A	6,467,602 B2	10/2002	Bench et al. ....	194/217
5,777,951 A	7/1998	Mitschele et al. ....	368/90	6,477,875 B2	11/2002	Field et al. ....	70/491
5,777,957 A	7/1998	Lyman .....	369/37	D467,954 S	12/2002	Suzuki et al. ....	D16/208
5,778,067 A	7/1998	Jones et al. ....	380/24	6,493,676 B1	12/2002	Levy .....	705/13
D396,655 S	8/1998	Anderson .....	D10/42	6,505,774 B1	1/2003	Fulcher et al. ....	
5,803,228 A	9/1998	Lucas .....	194/350	D471,238 S	3/2003	Showers et al. ....	D20/8
5,805,083 A	9/1998	Sutton et al. ....	340/932.2	D472,362 S	3/2003	Zerman et al. ....	D99/28
5,806,651 A	9/1998	Carmen et al. ....	194/319	6,559,776 B2	5/2003	Katz .....	340/932.2
D400,115 S	10/1998	Yaron et al. ....	D10/104	6,575,281 B2	6/2003	Lee .....	192/49
5,833,042 A	11/1998	Baitch et al. ....	194/317	D477,030 S	7/2003	Kolls et al. ....	D20/8
5,841,369 A	11/1998	Sutton et al. ....	340/932.2	D481,516 S	10/2003	Magee et al. ....	D99/28
5,842,411 A	12/1998	Johnson .....	101/36	D485,417 S	1/2004	Magee et al. ....	D99/28
5,845,268 A	12/1998	Moore .....	705/418	6,697,730 B2	2/2004	Dickerson .....	701/200
5,852,411 A	12/1998	Jacobs et al. ....	340/932.2	D488,280 S	4/2004	Zerman et al. ....	D99/28
D404,025 S	1/1999	Van Horne et al. ....	D14/331	D492,080 S	6/2004	Magee et al. ....	D99/28
5,903,520 A	5/1999	Dee et al. ....	368/90	D492,081 S	6/2004	Magee et al. ....	D99/28
5,906,260 A	5/1999	Goodrich .....	194/203	6,747,575 B2	6/2004	Chauvin et al. ....	340/932.2
5,911,763 A	6/1999	Quesada .....	70/120	6,763,094 B2	7/2004	Conn et al. ....	379/91.01
D411,848 S	7/1999	Maruska et al. ....	D16/202	D494,730 S	8/2004	Magee et al. ....	D99/28
D412,289 S	7/1999	Winwood .....	D10/42	6,791,473 B2	9/2004	Kibria et al. ....	340/932.2
				RE38,626 E	10/2004	Kielland .....	340/937
				D497,393 S	10/2004	Herbst .....	D20/99
				6,799,387 B2	10/2004	Pippins .....	37/456
				D497,814 S	11/2004	Odinotski et al. ....	D10/42

(56)

References Cited

U.S. PATENT DOCUMENTS

D498,795 S	11/2004	Nunn	D20/8	D632,740 S	2/2011	Adeline	D20/2
6,823,317 B1	11/2004	Ouimet et al.	705/13	D634,417 S	3/2011	Abbondanzio	D23/366
6,856,922 B1	2/2005	Austin et al.	702/63	7,933,841 B2	4/2011	Schmeyer et al.	705/64
6,874,340 B1	4/2005	Berman	7/161	D645,223 S	9/2011	Bleck et al.	D99/28
D505,240 S	5/2005	Swaine et al.	D99/28	8,044,139 B2	10/2011	Youn et al.	524/606
6,889,899 B2	5/2005	Silberberg	235/384	8,035,533 B2	11/2011	Kavaler	340/933
D506,509 S	6/2005	Nunn	D20/9	D652,329 S	1/2012	MacKay et al.	D10/42
D506,769 S	6/2005	Asai	D16/203	D652,872 S	1/2012	Mougin et al.	D20/1
6,914,411 B2	7/2005	Couch et al.	320/101	D653,014 S	1/2012	Rohan et al.	D99/28
D508,064 S	8/2005	Ramirez	D16/200	D653,420 S	1/2012	Rohan et al.	D99/28
6,929,179 B2	8/2005	Futcher et al.	235/381	D653,421 S	1/2012	Rohan et al.	D99/28
D510,751 S	10/2005	Magee et al.	D20/3	D653,424 S	1/2012	Rohan et al.	D99/28
7,004,385 B1	2/2006	Douglass	235/379	D654,816 S	2/2012	MacKay et al.	D10/42
7,014,355 B2	3/2006	Potter, Sr. et al.	368/90	RE43,245 E	3/2012	Ouimet et al.	705/13
7,019,420 B2	3/2006	Kogan et al.	307/150	D655,263 S	3/2012	Tsai	D14/125
7,019,670 B2	3/2006	Bahar	340/932.2	D656,046 S	3/2012	MacKay et al.	D10/42
7,027,773 B1	4/2006	McMillin	455/41.2	8,138,950 B1	3/2012	Leung	340/932.2
7,027,808 B2	4/2006	Wesby	455/419	8,144,034 B2	3/2012	Kavaler	340/941
7,028,888 B2	4/2006	Laskowski	235/379	D659,557 S	5/2012	Jones et al.	D10/42
7,029,167 B1	4/2006	Mitschele	368/90	8,184,019 B2	5/2012	Chauvin et al.	340/932.2
7,040,534 B2	5/2006	Turocy et al.	235/379	D661,603 S	6/2012	MacKay et al.	D10/42
D524,834 S	7/2006	Dozier et al.	D16/200	8,193,540 B2	6/2012	Huang et al.	257/81
7,071,839 B2	7/2006	Patel et al.	340/933	8,232,894 B2	7/2012	Weiss et al.	340/932.2
7,104,447 B1	9/2006	Lopez et al.	235/384	8,264,401 B1	9/2012	Kavaler	342/128
7,114,651 B2	10/2006	Hjelmvik	235/384	8,279,107 B2	10/2012	Krstanovic et al.	342/27
7,181,426 B2	2/2007	Dutta	705/37	D672,525 S	12/2012	Lee et al.	D99/28
7,183,999 B2	2/2007	Matthews et al.	345/1.1	D674,985 S	1/2013	Lee	D99/28
D538,505 S	3/2007	Kang et al.	D99/28	D677,035 S	2/2013	Lee et al.	D99/28
D543,588 S	5/2007	Herbert et al.	D20/8	8,395,532 B2	3/2013	Chauvin et al.	340/932.2
7,222,031 B2	5/2007	Heatley		8,402,281 B2	3/2013	Dahl	718/189
7,222,782 B2	5/2007	Lute, Jr. et al.	235/379	D680,156 S	4/2013	Hernandez et al.	D18/4.4
7,237,176 B2	6/2007	Briggs et al.	714/67	D681,717 S	5/2013	Helgesson et al.	D18/4.6
D546,365 S	7/2007	Jost et al.	D16/221	8,450,627 B2	5/2013	Mittleman et al.	200/600
7,237,716 B2	7/2007	Silberberg	235/384	D683,779 S	6/2013	Uemachi et al.	D16/202
7,253,747 B2	8/2007	Noguchi	340/932.2	D683,794 S	6/2013	Randall	D20/8
7,284,692 B1	10/2007	Douglass	235/379	D683,795 S	6/2013	Randall	D20/8
7,319,974 B1	1/2008	Brusseaux	705/13	D684,745 S	6/2013	Reuter et al.	D99/28
7,330,131 B2	2/2008	Zanotti et al.	340/932.2	D684,870 S	6/2013	Jones et al.	D10/42
D570,920 S	6/2008	Choi	D20/2	8,479,909 B2	7/2013	King et al.	194/302
7,382,238 B2	6/2008	Kavaler	340/438	8,487,754 B2	7/2013	Mitschele	340/539.1
7,382,281 B2	6/2008	Kavaler	340/941	D687,809 S	8/2013	Bergmann et al.	D14/209.1
7,382,282 B2	6/2008	Kavaler	340/941	8,513,832 B2	8/2013	Hunter et al.	307/66
7,388,349 B2	6/2008	Elder et al.	320/104	D690,771 S	10/2013	Randall	D20/9
7,388,517 B2	6/2008	Kavaler	340/941	D691,165 S	10/2013	Attoma	D14/486
7,393,134 B2	7/2008	Mitschele	368/90	8,566,159 B2	10/2013	King et al.	705/14.53
D575,168 S	8/2008	King et al.	D10/42	D692,784 S	11/2013	Anderssen et al.	D10/70
7,419,091 B1	9/2008	Scanlon	235/379	D693,983 S	11/2013	Budde et al.	D99/28
7,427,931 B1	9/2008	Kavaler et al.	340/941	8,589,216 B2	11/2013	Yu et al.	705/13
D579,795 S	11/2008	Martinez et al.	D10/42	8,590,687 B2	11/2013	King et al.	194/350
7,445,144 B2	11/2008	Schlabach et al.	235/379	8,595,054 B2*	11/2013	King	340/870.02
D582,125 S	12/2008	Kang et al.	D99/28	D696,484 S	12/2013	Lee et al.	D99/28
D587,141 S	2/2009	King et al.	D10/42	D696,485 S	12/2013	Lee et al.	D99/28
D588,916 S	3/2009	DeMarco	D9/504	8,621,245 B2	12/2013	Shearer et al.	713/300
7,533,802 B1	5/2009	McGinley et al.	235/379	8,631,921 B2	1/2014	Jones et al.	194/350
D596,374 S	7/2009	Kang et al.	D99/28	8,662,279 B2	3/2014	Jones et al.	194/350
7,558,564 B2	7/2009	Wesby	455/419	8,666,801 B2	3/2014	Cho	705/13
7,594,235 B2	9/2009	Moreau	719/310	D702,913 S	4/2014	Budde et al.	D99/28
D602,225 S	10/2009	Lute et al.	D99/28	D702,914 S	4/2014	Budde et al.	D99/28
7,617,120 B2	11/2009	Derasmo et al.	705/13	8,684,158 B2	4/2014	Jones et al.	194/215
D605,145 S	12/2009	Kellar	D14/125	D705,090 S	5/2014	MacKay et al.	D10/42
7,624,919 B2	12/2009	Meek et al.	235/379	8,727,207 B1	5/2014	Church et al.	235/33
7,699,224 B2	4/2010	Molé	235/439	D707,140 S	6/2014	King et al.	D10/42
D615,274 S	5/2010	Kim et al.	D99/28	D707,141 S	6/2014	King et al.	D10/42
D617,799 S	6/2010	Odhe et al.	D14/420	D707,142 S	6/2014	King et al.	D10/42
7,739,000 B2	6/2010	Kavaler	701/1	8,749,403 B2*	6/2014	King	G07B 15/02
7,748,620 B2	7/2010	Gomez et al.	235/383				235/375
7,772,720 B2	8/2010	McGee et al.	307/66	8,770,371 B2	7/2014	MacKay et al.	194/350
7,780,072 B1	8/2010	Lute et al.	235/379	8,807,317 B2	8/2014	MacKay et al.	194/350
D625,305 S	10/2010	Bleck et al.	D14/307	D714,165 S	9/2014	Salama	D10/42
7,806,248 B2	10/2010	Hunter et al.	194/317	D716,156 S	10/2014	Jones et al.	D10/42
D627,814 S	11/2010	Tzeng et al.	D16/202	D716,515 S	10/2014	Cha et al.	D99/28
7,825,826 B2	11/2010	Welch	340/932.2	8,862,494 B2	10/2014	King et al.	705/13
7,854,310 B2	12/2010	King et al.	194/350	D716,671 S	11/2014	Jones et al.	D10/42
7,855,661 B2	12/2010	Ponert	340/932.2	D722,740 S	2/2015	Budde et al.	D99/28
7,874,482 B2	1/2011	Mitschele	235/384	D724,290 S	3/2015	Cha et al.	D99/28
				D724,811 S	3/2015	Reitinger	D99/28
				D724,812 S	3/2015	Cha et al.	D99/28
				D728,190 S	4/2015	Sheley	D99/28
				9,002,723 B2	4/2015	King et al.	340/932.2

(56)

References Cited

U.S. PATENT DOCUMENTS

9,047,712 B2	6/2015	King et al.	705/1.1	2004/0254900 A1	12/2004	Reinhard	705/418
D733,585 S	7/2015	Jones et al.	D10/42	2004/0262379 A1	12/2004	Gomes	235/379
D735,437 S	7/2015	Randall	D99/28	2004/0263117 A1	12/2004	Kogan et al.	320/114
D735,438 S	7/2015	Randall	D99/28	2004/0264302 A1	12/2004	Ward, II	368/90
D735,439 S	7/2015	Randall	D99/28	2005/0029340 A1	2/2005	Ferraro	235/379
D735,440 S	7/2015	Randall	D99/28	2005/0035740 A1	2/2005	Elder et al.	320/116
D735,963 S	8/2015	Randall	D99/28	2005/0040951 A1	2/2005	Zalewski et al.	340/572.1
D735,964 S	8/2015	Randall	D99/28	2005/0068201 A1	3/2005	Wulff et al.	341/20
D735,965 S	8/2015	Randall	D99/28	2005/01155839 A1	7/2005	Banks et al.	194/302
D739,637 S	9/2015	Randall	D99/28	2005/0168352 A1	8/2005	Tomer	340/932.2
D739,638 S	9/2015	Randall	D99/28	2005/0178639 A1	8/2005	Brumfield et al.	194/350
D739,639 S	9/2015	Randall	D99/28	2005/0192911 A1	9/2005	Mattern	705/401
9,127,964 B2	9/2015	Schwarz et al.	340/943	2006/0020487 A1	1/2006	Spittel et al.	705/1
D742,090 S	10/2015	Randall	D99/28	2006/0021848 A1	2/2006	Smith	194/350
9,196,097 B2	11/2015	Jones et al.	340/870.02	2006/0114159 A1	6/2006	Yoshikawa et al.	
D746,015 S	12/2015	King et al.	D99/28	2006/0116972 A1	6/2006	Wong	705/418
D748,364 S	1/2016	King et al.	D99/28	2006/0136131 A1	6/2006	Dugan et al.	701/300
D748,888 S	2/2016	King et al.	D99/28	2006/0149684 A1	7/2006	Matsuura et al.	705/605
D749,000 S	2/2016	King et al.	D10/42	2006/0152349 A1	7/2006	Ratnakar	340/426.1
D750,513 S	3/2016	King et al.	D10/70	2006/0152385 A1	7/2006	Mandy	340/932.2
D752,552 S	3/2016	D'Ascanio et al.	D14/216	2006/0173733 A1	8/2006	Fancher	705/13
D755,649 S	5/2016	King et al.	D10/42	2006/0255119 A1	11/2006	Marchasin et al.	235/375
D755,650 S	5/2016	King et al.	D10/42	2006/0259354 A1	11/2006	Yan	705/13
D756,807 S	5/2016	King et al.	D10/42	2006/0267799 A1	11/2006	Mendelson	340/932.2
D756,808 S	5/2016	King et al.	D10/42	2007/0011700 A1	1/2007	Johnson	725/34
D762,040 S	7/2016	King et al.	D99/28	2007/0016539 A1	1/2007	Groft et al.	705/418
9,391,474 B2	7/2016	Hunter et al.	H02J 9/06	2007/0017265 A1	1/2007	Andersson	70/379
9,424,691 B2	8/2016	King et al.	G07B 15/02	2007/0029825 A1	2/2007	Franklin et al.	293/128
9,443,236 B2	9/2016	MacKay et al.	G06Q 20/18	2007/0044523 A1	3/2007	Davis	70/34
9,508,198 B1	11/2016	King et al.	G07B 15/02	2007/0046651 A1	3/2007	Sinclair et al.	345/173
D779,771 S	2/2017	King et al.	D99/28	2007/0061155 A1	3/2007	Ji et al.	705/1
D779,772 S	2/2017	King et al.	D99/28	2007/0094153 A1	4/2007	Ferraro	705/67
D779,773 S	2/2017	King et al.	D99/28	2007/0114849 A1	5/2007	Falik et al.	307/64
D779,774 S	2/2017	King et al.	D99/28	2007/0119682 A1	5/2007	Banks et al.	194/239
D781,024 S	3/2017	King et al.	D99/28	2007/0129974 A1	6/2007	Chen et al.	705/5
9,661,403 B2	5/2017	King et al.	H04Q 9/00	2007/0136128 A1	6/2007	Janacek et al.	705/13
2001/0012241 A1	8/2001	Dee et al.	368/90	2007/0171069 A1	7/2007	Allen	340/572.1
2001/0047278 A1	11/2001	Brookner et al.	705/1	2007/0184852 A1	8/2007	Johnson et al.	455/456.1
2001/0051531 A1	12/2001	Singhal et al.	455/556	2007/0208499 A1	9/2007	Kwong	701/117
2002/0008639 A1	1/2002	Dee	340/932.2	2007/0210935 A1	9/2007	Yost et al.	340/932.2
2002/0030606 A1	3/2002	Chauvin et al.	340/932.2	2007/0276724 A1	11/2007	Catt	705/13
2002/0062172 A1	5/2002	Bench et al.	700/232	2007/0285281 A1	12/2007	Welch	340/932.2
2002/0074344 A1	6/2002	Long et al.	222/71	2008/0071611 A1	3/2008	Lovett	705/13
2002/0080013 A1	6/2002	Anderson, III et al.	340/425.5	2008/0093454 A1	4/2008	Yamazaki et al.	
2002/0111768 A1	8/2002	Ghorayeb et al.	702/178	2008/0147268 A1	6/2008	Fuller	701/35
2002/0134645 A1	9/2002	Alexander et al.	194/351	2008/0158010 A1	7/2008	Nath et al.	340/932.2
2003/0017904 A1	1/2003	Lee	475/232	2008/0165030 A1	7/2008	Kuo et al.	340/932.2
2003/0092387 A1	5/2003	Hjelmvik	455/41	2008/0208680 A1	8/2008	Cho	705/13
2003/0112151 A1	6/2003	Chauvin et al.	340/870.02	2008/0218383 A1	9/2008	Franklin et al.	340/937
2003/0112597 A1	6/2003	Smith	361/685	2008/0238715 A1	10/2008	Cheng et al.	340/870.03
2003/0117904 A1	6/2003	Lank et al.		2008/0245638 A1	10/2008	King et al.	194/350
2003/0121754 A1	7/2003	King	194/302	2008/0257965 A1	10/2008	Klein et al.	235/483
2003/0128010 A1	7/2003	Hsu	320/101	2008/0265019 A1	10/2008	Artino et al.	235/379
2003/0128136 A1	7/2003	Spier et al.	340/932.2	2008/0266138 A1	10/2008	Ponert	340/932.2
2003/0132840 A1	7/2003	Bahar	340/541	2008/0270227 A1	10/2008	Al Amri	705/13
2003/0135407 A1	7/2003	Reinhardt et al.	705/13	2008/0277468 A1	11/2008	Mitschele	235/384
2003/0140531 A1	7/2003	Pippins	37/456	2008/0289030 A1	11/2008	Poplett	726/15
2003/0144905 A1	7/2003	Smith	705/14	2008/0291054 A1	11/2008	Groft	340/932.2
2003/0144972 A1	7/2003	Cordery et al.	705/401	2008/0296365 A1	12/2008	Schliebe	235/379
2003/0169183 A1	9/2003	Korepanov et al.	340/932.2	2008/0319837 A1	12/2008	Mitschele	705/13
2003/0179107 A1	9/2003	Kibria et al.	340/932.2	2009/0026842 A1	1/2009	Hunter et al.	307/66
2003/0220835 A1	11/2003	Barnes, Jr.	705/14	2009/0032368 A1	2/2009	Hunter et al.	194/318
2003/0222792 A1	12/2003	Berman et al.	340/932.2	2009/0049875 A1	2/2009	Buhl et al.	70/52
2003/0234888 A1	12/2003	Hong et al.	348/375	2009/0057398 A1	3/2009	Douglass et al.	235/379
2004/0011099 A1	1/2004	Andersson	70/371	2009/0083149 A1	3/2009	Maekawa et al.	705/14
2004/0016796 A1	1/2004	Hanna et al.	235/375	2009/0095593 A1	4/2009	King et al.	194/302
2004/0039632 A1	2/2004	Han et al.	705/13	2009/0099761 A1	4/2009	Davis et al.	701/120
2004/0040028 A1	2/2004	Moreau	719/310	2009/0102726 A1	4/2009	Imano et al.	
2004/0068434 A1	4/2004	Kanekon		2009/0109062 A1	4/2009	An	340/932.2
2004/0084278 A1	5/2004	Harris et al.	194/302	2009/0137204 A1	5/2009	Chang	455/41.1
2004/0094619 A1	5/2004	Silberberg	235/382	2009/0159674 A1	6/2009	King et al.	235/382
2004/0160905 A1	8/2004	Bernier et al.	370/310	2009/0183966 A1	7/2009	King et al.	194/217
2004/0181496 A1	9/2004	Odinotski et al.	705/418	2009/0192950 A1	7/2009	King et al.	705/418
2004/0232878 A1	11/2004	Couch et al.	320/101	2009/0199966 A1	8/2009	Coleman et al.	
2004/0243526 A1	12/2004	Krygler et al.	705/418	2009/0254438 A1	10/2009	Johnson, Jr. et al.	705/17
				2009/0267732 A1	10/2009	Chauvin et al.	340/5.53
				2009/0284907 A1	11/2009	Regimbal et al.	361/679.02
				2009/0287578 A1	11/2009	Paluszek et al.	705/17
				2009/0315720 A1	12/2009	Clement et al.	340/573.5

(56)

References Cited

FOREIGN PATENT DOCUMENTS

U.S. PATENT DOCUMENTS			U.S. PATENT DOCUMENTS	AU	2006203554	9/2006	.....	G07C 1/30
2010/0019936	A1	1/2010	Kaveler	340/933	AU	314132	5/2007	
2010/0025459	A1	2/2010	Yamada	235/375	AU	315845	8/2007	
2010/0026522	A1	2/2010	Ward, II	340/932.2	AU	315846	8/2007	
2010/0030629	A1	2/2010	Ward, II	705/13	AU	315847	8/2007	
2010/0106517	A1	4/2010	Kociubinski et al.	705/2	CA	2233931	4/1997	..... G08G 1/14
2010/0153193	A1	6/2010	Ashby et al.	705/13	CA	2260925	1/1998	..... G07B 15/00
2010/0161489	A1	6/2010	Goodall et al.	705/45	CA	2227833	7/1998	..... G07F 17/24
2010/0187300	A1	7/2010	Ramachandran et al.	235/379	CA	2346908	4/2000	..... G07C 1/30
2010/0188932	A1	7/2010	Hanks et al.	367/140	CA	2352968	1/2001	..... G07F 17/24
2010/0241564	A1	9/2010	Miller et al.	705/43	CA	2373400	8/2001	..... G07D 5/04
2010/0243729	A1	9/2010	Russell et al.	235/379	CA	2401429	9/2001	..... G07C 1/30
2010/0328104	A1	12/2010	Groft	340/932.2	CA	2377010	12/2001	..... G06F 19/00
2010/0332394	A1	12/2010	Ioli	705/44	CA	2357179	3/2002	..... G08C 17/00
2011/0022427	A1	1/2011	Dayan	705/5	CA	2437722	8/2002	..... G08G 1/14
2011/0037562	A1	2/2011	Braukmann et al.		CA	2453369	1/2003	..... G07C 1/30
2011/0057815	A1	3/2011	King et al.	340/932.2	CA	2363915	5/2003	..... G07F 17/24
2011/0060653	A1	3/2011	King et al.	705/14.58	CA	2413198	5/2003	..... G07F 17/24
2011/0062230	A1	3/2011	Ward, II et al.	235/377	CA	2414132	6/2003	..... G07F 17/24
2011/0063133	A1	3/2011	Keller et al.	340/932.2	CA	2302922	1/2004	..... G07D 5/08
2011/0066297	A1	3/2011	Saberi et al.	700/287	CA	2443677	10/2004	..... G08G 1/00
2011/0093314	A1	4/2011	Redmann et al.		CA	2248347	10/2005	..... G07C 1/30
2011/0122036	A1	5/2011	Leung et al.		CA	2595309	7/2006	..... G08G 1/14
2011/0133613	A1	6/2011	Descamps et al.	312/223.1	CA	2511461	2/2007	..... G07C 1/30
2011/0158331	A1	6/2011	Kavalier et al.	375/259	CA	2631699	6/2007	..... G06Q 10/00
2011/0203901	A1	8/2011	King et al.	194/211	CA	2622164	8/2008	..... G07F 17/24
2011/0205087	A1	8/2011	Kell et al.	340/932.2	CA	122930	9/2008	
2011/0221624	A1	9/2011	Kavalier	342/22	CA	126745	9/2008	
2011/0261548	A1	10/2011	Gandhi		CA	2693911	1/2009	..... G06Q 50/00
2011/0276519	A1	11/2011	MacKay et al.	705/418	CA	2650192	7/2009	..... G08C 17/02
2011/0313822	A1	12/2011	Burdick	705/13	CA	2650195	7/2009	..... G01D 4/02
2011/0320243	A1	12/2011	Khan	705/13	CA	2933066	7/2009	..... G07F 17/24
2012/0026015	A1	2/2012	Kavalier	340/933	CA	2387540	4/2010	..... G07F 17/24
2012/0158466	A1	6/2012	John	705/13	CA	134041	9/2010	
2012/0173171	A1	7/2012	Bajwa et al.	702/56	CA	134042	9/2010	
2012/0208521	A1	8/2012	Hager et al.	455/422.1	CA	2773132	3/2011	..... G06Q 30/00
2012/0222935	A1	9/2012	MacKay et al.	194/210	CA	2773135	3/2011	..... G06Q 20/00
2012/0273322	A1	11/2012	MacKay et al.	194/210	CA	2770093	5/2012	..... G07C 1/30
2012/0285790	A1	11/2012	Jones et al.	194/217	CA	2870544	5/2012	..... G07C 1/30
2012/0285791	A1	11/2012	Jones et al.	194/217	CA	2870592	5/2012	..... G07F 17/24
2012/0285792	A1	11/2012	Jones et al.	194/217	CA	2874155	5/2012	..... G07F 17/24
2012/0285793	A1	11/2012	Jones et al.	194/217	CA	2773250	9/2012	..... G07C 1/30
2012/0286036	A1	11/2012	Jones et al.	235/380	CA	155382	5/2015	
2012/0286968	A1	11/2012	Jones et al.	340/870.02	CA	155383	5/2015	
2012/0292385	A1	11/2012	MacKay et al.	235/375	CA	155391	5/2015	
2013/0005445	A1	1/2013	Walker et al.	463/25	CA	156990	5/2015	
2013/0027218	A1	1/2013	Schwarz et al.	340/870.02	CA	156991	5/2015	
2013/0085928	A1	4/2013	McKinney	705/39	CA	156992	5/2015	
2013/0099943	A1	4/2013	Subramanya	340/933	CA	156993	5/2015	
2013/0124270	A1	5/2013	Tziperman et al.	705/13	CA	156994	5/2015	
2013/0238406	A1	9/2013	King et al.	705/13	CA	156995	5/2015	
2013/0285455	A1	10/2013	Hunter et al.	307/66	CA	157067	5/2015	
2014/0040028	A1	2/2014	King et al.	705/14.53	CA	157068	5/2015	
2014/0058805	A1	2/2014	Paesler et al.	705/13	CA	157069	5/2015	
2014/0108107	A1	4/2014	Jones et al.	705/13	CA	161049	10/2015	
2014/0129158	A1	5/2014	Shea	702/57	CA	160598	2/2016	
2014/0172518	A1	6/2014	King et al.	705/13	CA	163369	2/2016	
2014/0174881	A1	6/2014	King et al.	194/350	CA	163370	2/2016	
2014/0210646	A1	7/2014	Subramanya	340/928	CA	168171	3/2017	
2014/0213176	A1	7/2014	Mendelson	455/39	CA	168172	3/2017	
2014/0214499	A1	7/2014	Hudson et al.	705/13	CA	168173	3/2017	
2014/0231505	A1	8/2014	King et al.	235/375	CA	168198	3/2017	
2014/0279565	A1	9/2014	Trump et al.	705/72	CA	168199	3/2017	
2014/0289025	A1	9/2014	King et al.	705/13	CA	168200	3/2017	
2014/0319211	A1	10/2014	MacKay et al.	235/380	CN	2395344	9/2000	..... G07F 17/24
2015/0084786	A1	3/2015	King et al.	340/870.02	CN	2470887	1/2002	..... G07B 15/02
2015/0106172	A1	4/2015	Salama	G07F 17/246	CN	2544352	4/2003	..... G06F 19/00
2015/0235503	A1	8/2015	King et al.	G07F 17/248	CN	1549990	11/2004	..... G07B 15/02
2015/0332587	A1	11/2015	Schwarz et al.	G08G 1/017	DE	28 04 085 A1	2/1977	
2016/0012418	A1	1/2016	MacKay et al.	G06Q 20/352	DE	27 50 193 C2	11/1977	
2016/0268838	A1	9/2016	Hunter et al.	H02J 9/061	DE	102005041290	3/2007	..... G07B 15/02
2016/0321714	A1	11/2016	King et al.	G06Q 30/0284	EP	0329129	8/1989	..... G07F 17/24
2016/0371915	A1	12/2016	MacKay et al.	G07F 1/042	EP	980055	2/2000	..... G07F 17/24
2017/0034600	A1	2/2017	King et al.	H04Q 9/00	EP	1327962	7/2003	..... G07B 15/02
					EP	1376491	1/2004	..... G07F 7/00
					EP	1748393	1/2007	..... G07C 1/30
					EP	1128350	10/2007	..... G07B 15/02

(56)

References Cited

FOREIGN PATENT DOCUMENTS

EP 1898360 3/2008 ..... G07B 15/02  
 EP 2215605 8/2012 ..... G07B 15/02  
 EP 002416206-0001 3/2014  
 EP 002416206-0002 3/2014  
 EP 002416206-0003 3/2014  
 EP 003076702-0001 4/2014  
 EP 003076702-0002 4/2014  
 EP 003076702-0004 4/2014  
 EP 003076702-0005 4/2014  
 EP 003076702-0006 4/2014  
 EP 002479352-0001 6/2014  
 EP 002479352-0002 6/2014  
 EP 002479352-0003 6/2014  
 EP 002479360-0001 6/2014  
 EP 002479360-0002 6/2014  
 EP 002479360-0003 6/2014  
 EP 002479428-0001 6/2014  
 EP 002479428-0002 6/2014  
 EP 002479428-0003 6/2014  
 EP 003462183-0001 11/2014  
 EP 003462183-0002 11/2014  
 EP 003462183-0003 11/2014  
 EP 003462183-0004 11/2014  
 EP 003462183-0005 11/2014  
 EP 003462183-0006 11/2014  
 FR 2600448 6/1986 ..... G07C 1/30  
 FR 2837583 9/2003 ..... G06K 19/077  
 GB 1 237 579 12/1968  
 GB 1 283 555 10/1969  
 GB 1431862 4/1976 ..... G08B 25/00  
 GB 2077475 12/1981 ..... G07F 17/24  
 GB 2155228 9/1985 ..... G09F 23/00  
 GB 2298510 9/1996 ..... G07F 7/10  
 IL 149880 6/2007 ..... G07B 15/00  
 JP S58121494 7/1983 ..... G07C 1/30  
 JP S6437661 2/1989 ..... E04H 6/00  
 JP 01165494 6/1989 ..... B42D 15/10  
 JP 01303026 12/1989 ..... G11C 5/00  
 JP H028692 1/1990 ..... F28F 1/32  
 JP 0261711 3/1990 ..... G06F 1/26  
 JP H02180623 7/1990 ..... B01D 63/02  
 JP 0487533 3/1992 ..... H02J 9/00  
 JP H08305998 11/1996 ..... E04H 6/00  
 JP S5259000 5/1997 ..... G07C 1/30  
 JP 2002074430 3/2002 ..... G06Q 50/00  
 JP 2002099640 4/2002 ..... G06Q 10/00  
 JP 2002528799 9/2002 ..... G06Q 50/00  
 JP 2003527701 9/2003 ..... G06Q 40/00  
 JP 2005242888 9/2005 ..... G06Q 10/00  
 JP 2005267430 9/2005 ..... G06Q 10/00  
 JP 2007052773 3/2007 ..... G07F 17/24  
 JP 2011060206 3/2011 ..... G07B 15/00  
 KR 20000016671 3/2000 ..... G07H 17/24  
 KR 20010028481 4/2001 ..... G07B 1/00  
 KR 20050038077 4/2005 ..... G07B 5/12  
 KR 1020080026282 3/2008 ..... G06F 19/00  
 KR 20080041730 5/2008 ..... G06T 7/20  
 MX 2008007047 8/2008 ..... G06Q 10/00  
 NZ 530606 11/2006 ..... G07C 1/30  
 WO 81/00778 3/1981  
 WO W09520204 7/1995 ..... G07F 17/24  
 WO W09611453 4/1996 ..... G07C 1/30  
 WO W09712345 4/1997 ..... G07F 17/24  
 WO W09737328 10/1997 ..... G07B 15/02  
 WO W098/04080 1/1998 ..... H04M 15/00  
 WO W00059201 10/2000 ..... H04M 15/00  
 WO W001/69541 9/2001 ..... G07F 17/24  
 WO W00180157 10/2001 ..... G06F 19/00  
 WO W002063570 8/2002  
 WO W003005324 1/2003 ..... G08G 1/14  
 WO W003009238 1/2003 ..... G07C 1/30  
 WO W02004012352 2/2004 ..... H04B 1/38  
 WO W02005031494 4/2005  
 WO W02006076773 7/2006 ..... G08G 1/14  
 WO W02006095352 9/2006 ..... H02J 9/06

WO W02007063530 6/2007 ..... G06Q 10/00  
 WO W02009009854 1/2009 ..... G06Q 50/00  
 WO W02009154787 12/2009 ..... G08G 1/14  
 WO W02010008610 1/2010 ..... G08G 1/065  
 WO W02010071974 7/2010 ..... G07C 1/30  
 WO W02011029061 3/2011 ..... G06Q 30/00  
 WO W02011029062 3/2011 ..... G06Q 20/00  
 WO W02012015453 2/2012 ..... G08G 1/042  
 WO W02012092609 7/2012 ..... G08G 1/01  
 WO W02012154902 11/2012 ..... G07F 17/14  
 WO W02012154913 11/2012 ..... G07Q 50/30  
 WO W02013016453 1/2013 ..... G07B 15/02  
 WO W02013049418 4/2013  
 WO W02014014494 1/2014 ..... G07B 15/02

OTHER PUBLICATIONS

US 9,640,016, 05/2017, King et al. (withdrawn)  
 Barefoot, D., "There'll be lies, there'll be tears, a jury of your peers," DarrenBarefoot.com: Dec. 2005, pp. 8-9 (39 pages).  
 Canadian Office Action issued in application 2,870,544, dated Jan. 19, 2015 (5 pgs).  
 Cardinal Tracking Inc.—MobileCite brochure, undated (2 pgs).  
 Digital Payment Technologies—LUKE brochure, undated (4 pgs).  
 Digital Payment Technologies—LUKE website, <https://web.archive.org/web/20061025094839/http://www.digitalpaytech.com/luke.html>, Oct. 25, 2006 (5 pgs).  
*Duncan Parking Technologies, Inc. v. IPS Group Inc.*, Petition for Inter Partes Review of U.S. Pat. No. 7,854,310, IPR2016-00067, Oct. 22, 2015 (66 pgs).  
*Duncan Parking Technologies, Inc. v. IPS Group Inc.*, Petition for Inter Partes Review of U.S. Pat. No. 7,854,310, IPR2016-00068, Oct. 22, 2015 (64 pgs).  
*Duncan Parking Technologies, Inc. v. IPS Group Inc.*, Petition for Inter Partes Review of U.S. Pat. No. 8,595,054, IPR2016-00069, Oct. 22, 2015 (67 pgs).  
*Duncan Parking Technologies, Inc. v. IPS Group Inc.*, Petition for Inter Partes Review of U.S. Pat. No. 8,595,054, IPR2016-00070, Oct. 22, 2015 (61 pgs).  
 Duncan Solutions—AutoCITE brochure, 2013 (2 pgs).  
 Duncan Solutions—Eagle 2100 brochure, 2013 (2 pgs).  
 Duncan Solutions—Eagle CK brochure, 2013 (2 pgs).  
 Duncan Solutions—Intermec CN50 webpage, Mar. 8, 2011 (2 pgs).  
 Duncan Solutions—Motorola MC75 webpage, Mar. 8, 2011 (2 pgs).  
 Duncan Solutions—VM Pay-by-Space Multi-Space Meter brochure, 2013 (2 pgs).  
 Exhibit 1003—Declaration of Todd Magness in Support of Petition for Inter Partes Review of U.S. Pat. No. 7,854,310, dated Oct. 21, 2015 (70 pgs).  
 Exhibit 1004—Declaration of Anderson Moore in Support of Petition for Inter Partes Review of U.S. Pat. No. 8,595,054, dated Oct. 21, 2015 (19 pgs).  
 Exhibit 1005—U.S. Appl. No. 60/741,920, filed Dec. 2, 2005 (20 pgs).  
 Exhibit 1009—Tung, Y., "Design of an Advanced On-street Parking Meter," Thesis, Rochester Institute of Technology, 2001 (75 pgs).  
 Exhibit 1010—Christian, S.E., "Parking Meter Winding Up for Computer Age," Chicago Tribune, May 19, 1995 (6 pgs).  
 Exhibit 1011—Associated Press, "New parking meters based on computer," The San Diego Union, Feb. 1, 1987 (1 pg).  
 Exhibit 1012—Lunden, J., Good Morning America transcript, Nov. 6, 1986 (3 pgs).  
 Exhibit 1013—LUKE Parking Station ad (p. 28), Parking Today, vol. 10, No. 4, Apr. 2005 (64 pgs).  
 Exhibit 1014—Blass, E., "Changing times," Lansing State Journal, Feb. 19, 1987 (1 pg).  
 Exhibit 1015—Gabriele, M.C., "Electronic Parking Meters Rival Mechanical Units," American Metal Market/Metalworking News, Sep. 29, 1986 (1 pg).  
 Exhibit 1016—Sandler, L., "Lovely VISA, meter maid: Use credit card to park," Milwaukee Journal Sentinel, Jun. 13, 2005 (1 pg).

(56)

**References Cited**

## OTHER PUBLICATIONS

- Exhibit 1017—Item for Finance Committee, “Capital Works Reserve Fund, Head 708—Capital Subventions and Major Systems and Equipment,” FCR(Mar. 2002)18, May 24, 2002 (15 pgs).
- Exhibit 1018—Anonymous, “Happy %#@! Anniversary, First Parking Meter Installed Jul. 16, 1935,” The Expired Meter News, Views, Information on Driving in Chicago, Jul. 16, 2009 (10 pgs).
- Exhibit 1019—Anonymous, Parking Meter Patented 72 Years Ago Today, The Expired Meter News, Views, Information on Driving in Chicago, May 24, 2010 (6 pgs).
- Exhibit 1020—U.S. Pat. No. 2,118,318 to Magee, May 24, 1938 (11 pgs).
- Exhibit 1032—U.S. Pat. No. 5,570,771 to Jacobs, Nov. 5, 1996 (29 pgs).
- Exhibit 1034—Anonymous, “Smart Cards and Parking,” TC-06001, Smart Card Alliance Transportation Council White Paper, Jan. 2006 (52 pgs).
- Exhibit 1037—Catalog Entry for Exhibit 1009, Tung, Y., “Design of an advanced on-street parking meter,” Oct. 18, 2015 (2 pgs).
- Exhibit 1038—POM Parking Meters website, Oct. 20, 2015 (4 pgs).
- International Search Report issued in application No. PCT/US2012/037229, dated Jan. 28, 2013 (6 pgs).
- International Search Report issued in application No. PCT/US2012/037205, dated Oct. 4, 2012 (3 pgs).
- Notice of Allowance issued in U.S. Appl. No. 13/546,918, dated Nov. 20, 2015 (12 pgs).
- Notice of Allowance issued in U.S. Appl. No. 14/325,134, dated Feb. 3, 2016 (14 pgs).
- Notice of Allowance issued in U.S. Appl. No. 29/477,339, dated Apr. 1, 2015 (3 pgs).
- Notice of Allowance issued in U.S. Appl. No. 29/477,402, dated Aug. 3, 2015 (3 pgs).
- Notice of Allowance issued in U.S. Appl. No. 29/477,405, dated Apr. 1, 2015 (10 pgs).
- Office Action issued in U.S. Appl. No. 14/325,134, dated Nov. 24, 2015 (22 pgs).
- Office Action issued in U.S. Appl. No. 14/698,806, dated Dec. 14, 2015 (9 pgs).
- Office Action issued in U.S. Appl. No. 29/477,200, dated Apr. 9, 2015 (9 pgs).
- Office Action issued in U.S. Appl. No. 29/477,201, dated Apr. 9, 2015 (9 pgs).
- Office Action issued in U.S. Appl. No. 29/477,204, dated Apr. 9, 2015 (9 pgs).
- Office Action issued in U.S. Appl. No. 29/477,321, dated May 15, 2015 (9 pgs).
- Office Action issued in U.S. Appl. No. 29/477,324, dated Apr. 23, 2015 (9 pgs).
- Office Action issued in U.S. Appl. No. 29/477,329, dated May 22, 2015 (11 pgs).
- Office Action issued in U.S. Appl. No. 29/477,402, dated Apr. 9, 2015 (15 pgs).
- Photo Violation Technologies—Revolutionizing the Industry by Perfecting How People Park, <https://web.archive.org/web/20070628195927/http://www.photoviolation.com/>, Jun. 28, 2007 (50 pgs).
- Photo Violation Technologies Corp.—Products, Oct. 2, 2015 (3 pgs).
- Spyker, R.L., “Predicting capacitor run time for a battery/capacitor hybrid source,” Power Electronic Drives and Energy Systems for Industrial Growth, 1998, abstract only (2 pgs).
- Transcript & Screenshots of <https://web.archive.org/web/20080222104246/http://www.photoviolation.com/videos/PCM.wmv>, Photo Violation Technologies Corp.—“ParkCardMeter™ System,” undated (6 pgs).
- Transcript & Screenshots of <https://web.archive.org/web/20080222104246/http://www.photoviolation.com/videos/HHU.wmv>, Photo Violation Technologies Corp.—“PhotoViolationHandHeldUnit™,” undated (7 pgs).
- Transcript & Screenshots of <https://web.archive.org/web/20080222104246/http://www.photoviolation.com/videos/PBS.wmv>, Photo Violation Technologies Corp.—“The PBS Solution,” undated (10 pgs).
- Transcript & Screenshots of <https://web.archive.org/web/20080222104246/http://www.photoviolation.com/videos/PVM.wmv>, Photo Violation Technologies Corp.—“The PVM Solution,” undated (17 pgs).
- Video link, “ParkCardMeter™ System,” <https://web.archive.org/web/20080222104246/http://www.photoviolation.com/videos/PCM.wmv>, Photo Violation Technologies Corp., undated.
- Video link, “PhotoViolationHandHeldUnit™,” <https://web.archive.org/web/20080222104246/http://www.photoviolation.com/videos/HHU.wmv>, Photo Violation Technologies Corp., undated.
- Video link, “The PBS Solution,” <https://web.archive.org/web/20080222104246/http://www.photoviolation.com/videos/PBS.wmv>, Photo Violation Technologies Corp., undated.
- Video link, “The PVM Solution,” <http://web.archive.org/web/20080222104246/http://www.photoviolation.com/videos/PVM.wmv>, Photo Violation Technologies Corp., undated.
- Written Opinion issued in application No. PCT/US2012/037205, dated Oct. 4, 2012 (5 pgs).
- Written Opinion issued in application No. PCT/US2012/037229, dated Jan. 28, 2013 (6 pgs).
- Bridge IR Group, Inc., Changing the Way the World Pays for On-Street Parking, Research Report, United States-Technology Processing Systems/Products, Dec. 6, 2006 (23 pgs).
- Canadian Office Action issued in application No. 2,870,544, dated Oct. 15, 2015 (6 pgs).
- IPS Multi Bay Parking Meter product description, <http://www.design-industry.com.au/work/multi-bay-parking-meter/>, Oct. 6, 2015 (6 pgs).
- IPS Single Bay Parking Meter product description, <http://www.design-industry.com.au/work/ips-single-parking-meter/>, Oct. 6, 2015 (6 pgs).
- Office Action issued in U.S. Appl. No. 14/325,134, dated Jul. 21, 2015 (28 pgs).
- Photo Violation Technologies—Revolutionizing the Industry by Perfecting How People Park, <https://web.archive.org/web/20060813094459/http://photoviolation.com/>, Aug. 13, 2006 (65 pgs).
- Photo Violation Technologies—Revolutionizing the Industry by Perfecting How People Park, <https://web.archive.org/web/20060823100739/http://photoviolation.com/>, Aug. 23, 2006 (65 pgs).
- Photo Violation Technologies—Revolutionizing the Industry by Perfecting How People Park, <https://web.archive.org/web/20080222104246/http://photoviolation.com/>, Feb. 22, 2008 (47 pgs).
- Photo Violation Technologies—Revolutionizing the Industry by Perfecting How People Park, <https://web.archive.org/web/20060110041849/http://photoviolation.com/>, Jan. 10, 2006 (57 pgs).
- Photo Violation Technologies—Revolutionizing the Industry by Perfecting How People Park, <https://web.archive.org/web/20060715195511/http://photoviolation.com/>, Jul. 15, 2006 (49 pgs).
- Photo Violation Technologies Corp. Press Releases, Jul. 18, 2005-Jan. 17, 2006 (9 pgs).
- Photo Violation Technologies Corp., <https://web.archive.org/web/20131118213440/http://photoviolationmeter.com/>, Nov. 18, 2013 (8 pgs).
- Photo Violation Technologies Corp., <https://web.archive.org/web/20040401225217/http://photoviolationmeter.com/>, Apr. 1, 2004 (50 pgs).
- PhotoViolationMeter pamphlet (undated) 2 pgs).
- The Patented PhotoViolationMeter Solution book view (undated) (12 pgs).
- The PhotoViolationMeter Case Study, Photo Violation Technologies Corp., Dec. 15, 2015 (4 pgs).
- YouTube video, “The PhotoViolationMeter TM” [https://www.youtube.com/watch?v=YEFuebwnw\\_Y](https://www.youtube.com/watch?v=YEFuebwnw_Y), Dec. 15, 2006 (2 pgs).
- Digital Payment Technologies, Credit Card Processing with LUKE and SHELBY, Dec. 2007 (15 pgs).



(56)

**References Cited**

## OTHER PUBLICATIONS

- Digital Payment Technologies, Digital Payment Technologies and PXT Payments Forge Partnership to Bring Cities Smart Parking Meters and Merchant Loyalty Debit Cards, www.digitalpaytech.com, Apr. 27, 2010 (2 pgs).
- Digital Payment Technologies, Request for Proposal #B09030—Parking Pay Stations, City of Dover, New Hampshire, Oct. 22, 2008 (part 1—110 pgs).
- Digital Payment Technologies, Request for Proposal #B09030—Parking Pay Stations, City of Dover, New Hampshire, Oct. 22, 2008 (part 2—160 pgs).
- Digital Payment Technologies, Request for Proposal for Multi-Space Parking Meters, City of Fort Lauderdale, Jan. 13, 2010 (89 pgs).
- Digital Payment Technologies, Sierra Wireless Case Study, Dec. 7, 2009(2 pgs).
- Digital Payment Technologies, Technologies Launches LUKE II Multi-Space Parking Pay Station, May 16, 2011 (3 pgs).
- Duncan Parking Technologies, Inc. v. IPS Group Inc.*, Case IPR2016-00068, Decision, Mar. 30, 2016 (13 pgs).
- Duncan Parking Technologies, Inc. v. IPS Group Inc.*, Case IPR2016-00070, Decision, Apr. 1, 2016 (17 pgs).
- Duncan Parking Technologies, Inc. v. IPS Group Inc.*, Case IPR2016-00069, Decision, Apr. 1, 2016 (13 pgs).
- Duncan Parking Technologies, Inc. v. IPS Group Inc.*, Case IPR2016-00067, Decision, Mar. 30, 2016 (19 pgs).
- Duncan Parking Technologies, Inc. v. IPS Group Inc.*, Case IPR2016-00067, Preliminary Response, Jan. 29, 2016 (38 pgs).
- Duncan Parking Technologies, Inc. v. IPS Group Inc.*, Case IPR2016-00068, Patent Owner's Preliminary Response, Feb. 1, 2016 (48 pgs).
- Duncan Parking Technologies, Inc. v. IPS Group Inc.*, Case IPR2016-00069, Patent Owner's Preliminary Response, Feb. 1, 2016 (48 pgs).
- Duncan Parking Technologies, Inc. v. IPS Group Inc.*, Case IPR2016-00070, Preliminary Response, Feb. 1, 2016 (49 pgs).
- Duncan Parking Technologies, Inc. v. IPS Group Inc.*, Case IPR2016-00067, Patent Owner's Mandatory Notices, Nov. 6, 2015 (4 pgs).
- Duncan Parking Technologies, Inc. v. IPS Group Inc.*, Case IPR2016-00067, Scheduling Order, Mar. 30, 2016 (9 pgs).
- Duncan Solutions, AutoCITE™ X3 Handheld Computer, 2013 (2 pgs).
- Duncan Solutions, Duncan VS, 2006 (2 pgs).
- Duncan Solutions, Pay-by-Space Parking Meters, Customer Support Manual, Jul. 2006 (part 1—113 pgs).
- Duncan Solutions, Pay-by-Space Parking Meters, Customer Support Manual, Jul. 2006 (part 2—103 pgs).
- Duncan Solutions/Reino, RSV3 Digital Parking Meter, Jul. 5, 2011 (2 pgs).
- Duncan, Duncan VM—Solar Power meter photograph, pre-Mar. 2011 (1 pg).
- International Search Report issued in application No. PCT/US2013/021201, dated Apr. 30, 2013 (3 pgs).
- Intrinsync Software International, Inc., Intrinsync and Digital Pioneer Partner on Development of New Leading Edge Parking Terminal Solution, Aug. 14, 2003 (2 pgs).
- IPS Group Inc., Exhibit 2001, Design of an advanced on-street parking meter, Jan. 12, 2016 (2 pgs).
- IPS Group Inc., Exhibit 2002, About RIT Digital Media Library, Jan. 12, 2016 (1 pg).
- IPS Group Inc., Exhibit 2003, The U.S. Conference of Mayors Presents 'Best-Practice' Awards, Jan. 20, 2012 (2 pgs).
- IPS Group Inc., Exhibit 2004, City of Los Angeles, Card & Coin Parking Meter Lease, Nov. 29, 2010 (4 pgs).
- IPS Group Inc., Exhibit 2005, City of Culver City, California, Approval of a Contract with IPS Group Inc., for the Sole-Source Purchase of 1,000 Parking Meters, Dec. 12, 2011 (3 pgs).
- IPS Group Inc., Exhibit 2006, City of San Luis Obispo City Manager Report, Award of Credit Card Meters and Service Contract, RFP Specification No. 91137, Jan. 20, 2012 (5 pgs).
- IPS Group Inc., Exhibit 2007, Walnut Creek, Alternate Downtown Parking Pay Technology, Oct. 20, 2011 (4 pgs).
- IPS Group Inc., Exhibit 2008, How M2M Maximizes Denver's Revenue, Oct. 2011 (4 pgs).
- IPS Group Inc., Exhibit 2009, Somerville, MA, T&P. Introduces User-Friendly Parking Meters & Service Upgrades with Electronic Meter Pilot, Apr. 19, 2011 (2 pgs).
- Kienzle, meter photograph, pre-Mar. 2011 (1 pg).
- Notice of Allowance issued in U.S. Appl. No. 13/546,918, dated Mar. 28, 2016 (29 pgs).
- Notice of Allowance issued in U.S. Appl. No. 14/325,134, dated Apr. 28, 2016 (19 pgs).
- Notice of Allowance issued in U.S. Appl. No. 14/743,691, dated May 13, 2016 (62 pgs).
- Office Action issued in U.S. Appl. No. 29/477,176, dated May 4, 2015 (16 pgs).
- Office Action issued in U.S. Appl. No. 29/477,200, dated Apr. 9, 2015 (13 pgs).
- Office Action issued in U.S. Appl. No. 29/477,201, dated Apr. 9, 2015 (11 pgs).
- Office Action issued in U.S. Appl. No. 29/477,204, dated Apr. 9, 2015 (13 pgs).
- Office Action issued in U.S. Appl. No. 29/477,402, dated Apr. 9, 2015 (19 pgs).
- Reino International, Recommended Cashbox Handling Guidelines, Version 2.0, Nov. 26, 2003 (7 pgs).
- Reino Meter Advertisement, The power of a paystation, Parking Today, Aug. 2003 (1 pg).
- Reino Parking Systems: On-Street Service Procedures, Jun. 29, 2004 (19 pgs).
- Reino, Operator User Manual, 2003 (106 pgs).
- Reino, Parking Systems RSV2 Service Manual, Version 3.1, Dec. 2003 (78 pgs).
- Reino, RSV3 brochure, Nov. 10, 2007 (4 pgs).
- U.S. Appl. No. 14/325,134, filed Jul. 7, 2014, MacKay et al.
- Office Action issued in U.S. Appl. No. 13/468,881, dated Sep. 4, 2013 (13 pgs).
- Office Action issued in U.S. Appl. No. 29/455,221, dated Jan. 13, 2014 (10 pgs).
- U.S. Appl. No. 13/325,134, filed Jul. 7, 2014, MacKay et al. (Cell Net Data Systems) "First Wireless Monitoring of Parking Meters Results in Theft Arrests Using CellNet Data Systems Technology;" PRNewswire, May 11, 1999 (2 pgs).
- Anonymous, "The Originators of Metered Parking, Series II, APM-E Mechanism, Service Manual," POM Incorporated, May 23, 2006 revision (22 pgs).
- Basu et al., "Networked Parking Spaces: Architecture and Applications," MCL Technical Report No. Jul. 12, 2002, Proc. IEEE Vehicular Transportation Conference, Vancouver, Canada, Sep. 2002 (10 pgs).
- Bayless et al., "Smart Parking and the Connected Consumer," ITS America Research, Dec. 2012 (39 pgs).
- Bernspång, F., "Smart Parking using Magnetometers and Mobile Applications," Master's Thesis, Master of Science in Engineering Technology, Computer Science and Engineering, Luleå University of Technology, Nov. 2010-May 2011 (35 pgs).
- Burden et al., "Near Field Communications (NFC) in Public Transport." Digital Identity Forum, 2006 (18 pgs).
- Byrd, Dennis, "City officials plug solar-powered parking meters, Electronic eye ends free parking," Lawrence Journal World, Apr. 30, 1989, p. 11C (1pg).
- Byrd, Dennis, Parking Meter Manufacturer Sees Bright Future for New Sun-Powered Devices, Los Angeles Times, May 14, 1989 (2 pgs).
- Canadian Office Action issued for related application No. 2,745,365, dated Jul. 4, 2012 (2 pgs).
- Canadian Office Action issued for related application No. 2,745,365, dated Jun. 5, 2012 (2 pgs).
- Canadian Office Action issued for related application No. 2,745,365, dated Aug. 26, 2011 (4 pgs).

(56)

**References Cited**

## OTHER PUBLICATIONS

- Canadian Office Action issued for related application No. 2,745,365, dated Mar. 1, 2012 (6 pgs).
- Canadian Office Action issued for related application No. 2,770,093, dated Jul. 5, 2012 (5 pgs).
- Canadian Office Action issued in application No. 2,745,368, dated Aug. 4, 2011 (2 pgs).
- Canadian Office Action issued in application No. 2,745,368, dated Nov. 1, 2011 (3 pgs).
- Canadian Office Action issued in application No. 2,770,093, dated Apr. 10, 2013 (2 pgs).
- Canadian Office Action issued in application No. 2,770,093, dated Jun. 11, 2014 (2 pgs).
- Canadian Office Action issued in application No. 2,770,093, dated Oct. 15, 2014 (3 pgs).
- Canadian Office Action issued in application No. 2,770,093, dated Oct. 29, 2012 (2 pgs).
- Canadian Office Action issued in application No. 2,773,250, dated Mar. 26, 2015 (10 pgs).
- Canadian Office Action issued in application No. 2,773,250, dated Jun. 20, 2013 (3 pgs).
- Canadian Office Action issued in application No. 2,773,250, dated Jun. 30, 2014 (3 pgs).
- Canadian Office Action issued in application No. 2,773,250, dated Mar. 12, 2014 (5 pgs).
- Canadian Office Action issued in application No. 2,773,250, dated Nov. 12, 2014 (10 pgs).
- Canadian Office Action issued in application No. 2,773,250, dated Oct. 7, 2013 (4 pgs).
- Canadian Office Action issued in application No. 2,870,544, dated Jan. 19, 2015 (5 pgs).
- Cosgrove, D., "SmartPark," Senior Project Report, Jun. 12, 2013 (20 pgs).
- DAT Self-Service System Limited, Product Brochure, Version 1.0, Date: May 2005, pp. 1-39 (39 pgs), plus English translation (42 pgs).
- Duncan Solutions "Single-Space Meters" brochure (2 pgs); Rev. 04/06, 2006 Duncan Solutions, Inc.
- Fidelman, C., "Time's running out for parking meters at present locations: \$270,000 cited as replacement cost. City employees who ticket motorists find electronic meters unsuitable," *The Gazette*, Final Edition, Montreal, Quebec, Canada, Nov. 12, 2002, p. A7 (2 pgs).
- Flatley, J., "In San Francisco, hackers park for free," posted Jul. 31, 2009, [www.engadget.com](http://www.engadget.com) (1 pg).
- Howland, S., "How M2M Maximizes Denver's Revenue," *FieldTechnologiesOnline.com*, Oct. 2011, pp. 9-12 (4 pgs).
- Information Disclosure Statement by Applicant filed for U.S. Appl. No. 12/355,734 on May 23, 2012 (22 pgs).
- Information Disclosure Statement by Applicant filed for U.S. Appl. No. 12/355,740 on May 23, 2012 (25 pgs).
- Information Disclosure Statement by Applicant filed for U.S. Appl. No. 12/875,959 on May 24, 2012 (22 pgs).
- Information Disclosure Statement by Applicant filed for U.S. Appl. No. 12/875,975 on May 24, 2012 (22 pgs).
- Information Disclosure Statement by Applicant filed Oct. 23, 2012 for U.S. Appl. No. 12/355,734 (4 pgs).
- International Preliminary Report on Patentability issued in related application No. PCT/CA2012/000191, dated Sep. 12, 2013 (7 pgs).
- International Preliminary Report on Patentability, issued for application No. PCT/US2010/047907, dated Mar. 15, 2012 (6 pgs).
- International Preliminary Report on Patentability, issued for application No. PCT/US2010/047906, dated Mar. 6, 2012 (5 pgs).
- International Preliminary Report on Patentability, issued for application No. PCT/IB2006/054574, dated Mar. 10, 2009 (5 pgs).
- International Search Report & Written Opinion, PCT/CA12/000191, dated Jun. 20, 2012 (8 pgs).
- International Search Report issued for PCT/US2012/048190, dated Jan. 22, 2013 (4 pgs).
- International Search Report issued in related application No. PCT/CA2007/001266, dated Apr. 21, 2008 (3 pgs).
- International Search Report, PCT/CA2009/001058, dated Nov. 12, 2009 (4 pgs).
- International Search Report, PCT/CA2009/001657, dated Feb. 17, 2010 (2 pgs).
- International Search Report, PCT/IB06/054574, dated Oct. 27, 2008 (2 pgs).
- International Search Report, PCT/US2010/047906, dated Mar. 30, 2011 (3 pgs).
- International Search Report, PCT/US2010/047907, dated Apr. 26, 2011 (3 pgs).
- McCullagh, D., "Hackers: We can bypass San Francisco e-parking meters," Jul. 30, 2009, <http://news.cnet.com> (2 pgs).
- Meter Solutions, Single-Space Meters brochure, downloaded from [www.duncansolutions.com](http://www.duncansolutions.com) website, revised Apr. 2006 (2 pgs).
- Micrel, Application Note 51 Frequency Hopping Techniques, Jun. 2006, Rev. 1.0 (8 pgs).
- Notice of Allowance issued in U.S. Appl. No. 13/546,918, dated Feb. 26, 2015 (24 pgs).
- Notice of Allowance issued in U.S. Appl. No. 13/546,918, dated Jun. 19, 2015 (13 pgs).
- Notice of Allowance issued in U.S. Appl. No. 13/545,871, dated May 28, 2013 (10 pgs).
- Notice of Allowance issued in U.S. Appl. No. 13/410,831, dated Oct. 11, 2013 (33 pgs).
- Notice of Allowance issued in U.S. Appl. No. 13/545,871, dated Dec. 16, 2013 (22 pgs).
- Notice of Allowance issued in U.S. Appl. No. 29/433,549, dated Feb. 27, 2014 (60 pgs).
- Notice of Allowance issued in U.S. Appl. No. 29/489,572 dated Jun. 11, 2014 (10 pgs).
- Office Action issued for U.S. Appl. No. 13/410,831, dated Nov. 6, 2012 (46 pgs).
- Office Action issued for U.S. Appl. No. 13/546,918, dated Sep. 26, 2012 (26 pgs).
- Office Action issued for U.S. Appl. No. 12/355,734, dated Apr. 6, 2012 (36 pgs).
- Office Action issued for U.S. Appl. No. 12/973,109, dated Apr. 30, 2012 (24 pgs).
- Office Action issued in U.S. Appl. No. 14/094,382, dated Mar. 24, 2015 (16 pgs).
- Office Action issued in U.S. Appl. No. 14/325,134, dated Apr. 1, 2015 (46 pgs).
- Office Action issued in U.S. Appl. No. 08/418,018, dated Jul. 25, 1997 (6 pgs).
- Office Action issued in U.S. Appl. No. 08/418,018, dated Jan. 17, 1997 (11 pgs).
- Office Action issued in U.S. Appl. No. 08/959,109, dated May 25, 2012 (4 pgs).
- Office Action issued in U.S. Appl. No. 08/959,109, dated Aug. 5, 2011 (7 pgs).
- Office Action issued in U.S. Appl. No. 08/959,109, dated Apr. 1, 2011 (8 pgs).
- Office Action issued in U.S. Appl. No. 08/959,109, dated Jan. 26, 1998 (9 pgs).
- Office Action issued in U.S. Appl. No. 13/141,977, dated Aug. 1, 2013 (37 pgs).
- Office Action issued in U.S. Appl. No. 13/141,977, dated Oct. 11, 2012 (35 pgs).
- Office Action issued in U.S. Appl. No. 13/141,983, dated Oct. 22, 2013 (47 pgs).
- Office Action issued in U.S. Appl. No. 13/410,831, dated Jul. 12, 2013 (7 pgs).
- Office Action issued in U.S. Appl. No. 13/529,914, dated Sep. 27, 2013 (18 pgs).
- Office Action issued in U.S. Appl. No. 13/545,871, dated Aug. 6, 2013 (39 pgs).
- Office Action issued in U.S. Appl. No. 13/546,918, dated May 8, 2014 (22 pgs).
- Office Action issued in U.S. Appl. No. 13/546,918, dated Dec. 5, 2013 (23 pgs).

(56)

**References Cited**

## OTHER PUBLICATIONS

- Office Action issued in U.S. Appl. No. 14/094,382, dated Aug. 5, 2014 (47 pgs).
- Office Action issued in U.S. Appl. No. 14/094,382, dated Dec. 26, 2014 (25 pgs).
- Office Action issued in U.S. Appl. No. 08/959,109, dated Nov. 21, 2012 (24 pgs).
- Office Action issued in U.S. Appl. No. 08/959,109, dated Apr. 23, 2013 (10 pgs).
- Office Action issued in U.S. Appl. No. 12/973,109, dated Jan. 28, 2013 (19 pgs).
- Office Action issued in U.S. Appl. No. 13/141,977, dated May 8, 2013 (34 pgs).
- Office Action issued in U.S. Appl. No. 13/141,977, dated May 28, 2015 (88 pgs).
- Office Action issued in U.S. Appl. No. 13/141,983, dated Jun. 14, 2013 (68 pgs).
- Office Action issued in U.S. Appl. No. 13/410,831 dated Feb. 12, 2013 (20 pgs).
- Office Action issued in U.S. Appl. No. 13/410,831, dated May 28, 2013 (15 pgs).
- Office Action issued in U.S. Appl. No. 13/529,914, dated Jun. 21, 2013 (33 pgs).
- Office Action issued in U.S. Appl. No. 13/545,871, dated Nov. 28, 2012 (30 pgs).
- Office Action issued in U.S. Appl. No. 13/545,871, dated Dec. 28, 2012 (7 pgs).
- Office Action issued in U.S. Appl. No. 13/545,871, dated Apr. 12, 2013 (16 pgs).
- Office Action issued in U.S. Appl. No. 13/546,918, dated Apr. 15, 2013 (21 pgs).
- Office Action, dated Apr. 11, 2011 in U.S. Appl. No. 12/095,914 (3 pgs).
- Office Action, dated Jun. 29, 2011 in U.S. Appl. No. 12/059,909 (21 pgs).
- Office Action, dated Jul. 27, 2011 in U.S. Appl. No. 12/059,909 (34 pgs).
- Office Action, dated Sep. 14, 2011 in U.S. Appl. No. 12/430,733 (7 pgs).
- Office Action, dated Sep. 15, 2011 in U.S. Appl. No. 12/355,740 (6 pgs).
- Office Action, dated Dec. 7, 2011 in U.S. Appl. No. 12/355,734 (31 pgs).
- Office Action, dated Dec. 13, 2011 in U.S. Appl. No. 12/973,109 (27 pgs).
- Office Action, dated Dec. 20, 2011 in U.S. Appl. No. 12/355,740 (12 pgs).
- POM APM photographs (33 pgs).
- POM APM Solar Powered Meter advertisements, undated (5 pgs).
- Remedios et al., "NFC Technologies in Mobile Phones and Emerging Applications," 2006, IFIP International Federation for Information Processing, vol. 220, Information Technology for Balanced Manufacturing Systems, ed. Shen, W., (Boston: Springer, pp. 425-434 (10 pgs).
- Request for Continued Examination (RCE) and Information Disclosure Statement by Applicant filed for U.S. Appl. No. 12/973,109 on May 31, 2012 (43 pgs).
- Request for Continued Examination, dated Mar. 30, 2012 in U.S. Appl. No. 12/059,909 (18 pgs).
- Request for Continued Examination, dated Sep. 27, 2011 in U.S. Appl. No. 12/059,909 (18 pgs)
- Shaheen, S., "Smart Parking Management Field Test: A Bay Area Rapid Transit (BART) District Parking Demonstration," Institute of Transportation Studies, UC Davis, Jan. 1, 2005 (139 pgs).
- StreetSmart Technology, LLC, "Technical Specifications and System Features for the StreetSmart Solution" Brochure (8 pgs).
- Supplementary European Search Report issued in related application No. EP07784953, dated Jul. 1, 2010 (1 pg).
- The United States Conference of Mayors Press Release, "The U.S. Conference of Mayors Presents 'Best-Practice' Awards," Jan. 20, 2012, (3 pgs).
- Duncan Parking Technologies, Inc. vs. IPS Group Inc.*, Patent Owner's Preliminary Response, Case IPR2016-01144, dated Sep. 8, 2016 (58 pgs).
- Duncan Parking Technologies, Inc. vs. IPS Group Inc.*, Patent Owner's Preliminary Response, Case IPR2016-01145, dated Sep. 8, 2016 (52 pgs).
- Duncan Parking Technologies, Inc. vs. IPS Group Inc.*, Patent Owner Response, Case IPR2016-00067, dated Jul. 12, 2016 (32 pgs).
- Duncan Parking Technologies, Inc. vs. IPS Group Inc.*, Petition for Inter Partes Review, U.S. Pat. No. 8,595,054, dated Jun. 3, 2016 (79 pgs).
- Duncan Parking Technologies, Inc. vs. IPS Group Inc.*, Petition for Inter Partes Review, U.S. Pat. No. 7,854,310, dated Jun. 3, 2016 (70 pgs).
- Notice of Allowance issued in U.S. Appl. No. 13/141,977, dated Jul. 29, 2016 (62 pgs).
- Office Action issued in U.S. Appl. No. 14/743,691, dated Sep. 2, 2016 (26 pgs).
- Design U.S. Appl. No. 29/466,268, filed Sep. 5, 2013 (19 pgs).
- Design U.S. Appl. No. 29/466,267, filed Sep. 5, 2013 (19 pgs).
- Design U.S. Appl. No. 29/466,269, filed Sep. 5, 2013 (19 pgs).
- Design U.S. Appl. No. 29/477,176, filed Dec. 19, 2013 (24 pgs).
- Design U.S. Appl. No. 29/477,195, filed Dec. 19, 2013 (21 pgs).
- Design U.S. Appl. No. 29/477,196, filed Dec. 19, 2013 (21 pgs).
- Design U.S. Appl. No. 29/477,339, filed Dec. 20, 2013 (21 pgs).
- Design U.S. Appl. No. 29/477,402, filed Dec. 20, 2013 (24 pgs).
- Design U.S. Appl. No. 29/477,405, filed Dec. 20, 2013 (24 pgs).
- Office Action issued in U.S. Appl. No. 15/220,228, dated Jun. 16, 2017 (56 pgs).
- U.S. Appl. No. 08/959,109, filed Oct. 23, 1997.
- U.S. Appl. No. 10/317,414, filed Dec. 12, 2002.
- U.S. Appl. No. 12/430,733, filed Apr. 27, 2009.
- U.S. Appl. No. 12/788,100, filed May 26, 2010.
- U.S. Appl. No. 13,141/977, filed Jun. 23, 2011.
- U.S. Appl. No. 13/141,983, filed Jun. 23, 2011.
- U.S. Appl. No. 13/410,831, filed Mar. 2, 2012.
- U.S. Appl. No. 13/454,976, filed Apr. 24, 2012.
- U.S. Appl. No. 13/529,914, filed Jun. 21, 2012.
- U.S. Appl. No. 13/545,871, filed Jul. 10, 2012.
- U.S. Appl. No. 13/546,918, filed Jul. 11, 2012.
- U.S. Appl. No. 29/367,429, filed Aug. 6, 2010.
- U.S. Appl. No. 29/367,431, filed Aug. 6, 2010.
- U.S. Appl. No. 29/391,605, filed May 11, 2011.
- U.S. Appl. No. 29/410,857, filed Jan. 12, 2012.
- U.S. Appl. No. 29/433,549, filed Oct. 1, 2012.
- U.S. Appl. No. 61/048,133, filed Apr. 25, 2008.
- U.S. Appl. No. 61/140,543, filed Dec. 23, 2008.
- U.S. Appl. No. 13/782,818, filed Mar. 1, 2013.
- U.S. Appl. No. 14/094,382, filed Dec. 2, 2013.
- U.S. Appl. No. 29/489,572, filed Apr. 30, 2014.
- U.S. Appl. No. 14/325,134, filed Jul. 7, 2014.
- U.S. Appl. No. 14/743,691, filed Jun. 18, 2015.
- U.S. Appl. No. 15/220,228, filed Jul. 26, 2016.
- U.S. Appl. No. 13/141,977, filed Jun. 23, 2011, MacKay et al.
- U.S. Appl. No. 13/546,918, filed Jul. 11, 2012, MacKay et al.
- U.S. Appl. No. 14/743,691, filed Jun. 18, 2015, MacKay et al.
- U.S. Appl. No. 15/220,228, filed Jul. 26, 2016, MacKay et al.
- Ambravan, B., "Improved-Clarity Polycarbonate (PC) Resins used in linI LED PU," <http://organiclighting.com/tag/polycarbonate-pc-resins/>, Sep. 26, 2016 (1 pg).
- GE Plastics, "Weatherable PC applications expand," <http://www.plasticstoday.com/weatherable-pc-applications-expand/> 144554616432605, Sep. 26, 2015 (2 pgs).
- International Search Report and Written Opinion issued in application No. PCT/CA2016/050928, dated Oct. 12, 2016 (12 pgs).
- International Search Report and Written Opinion issued in application No. PCT/CA2016/050927, dated Nov. 25, 2016 (14 pgs).
- MacKay Custodian™ Multi-Space Machine Configuration Guide, 2003-2005 (184 pgs).

(56)

**References Cited**

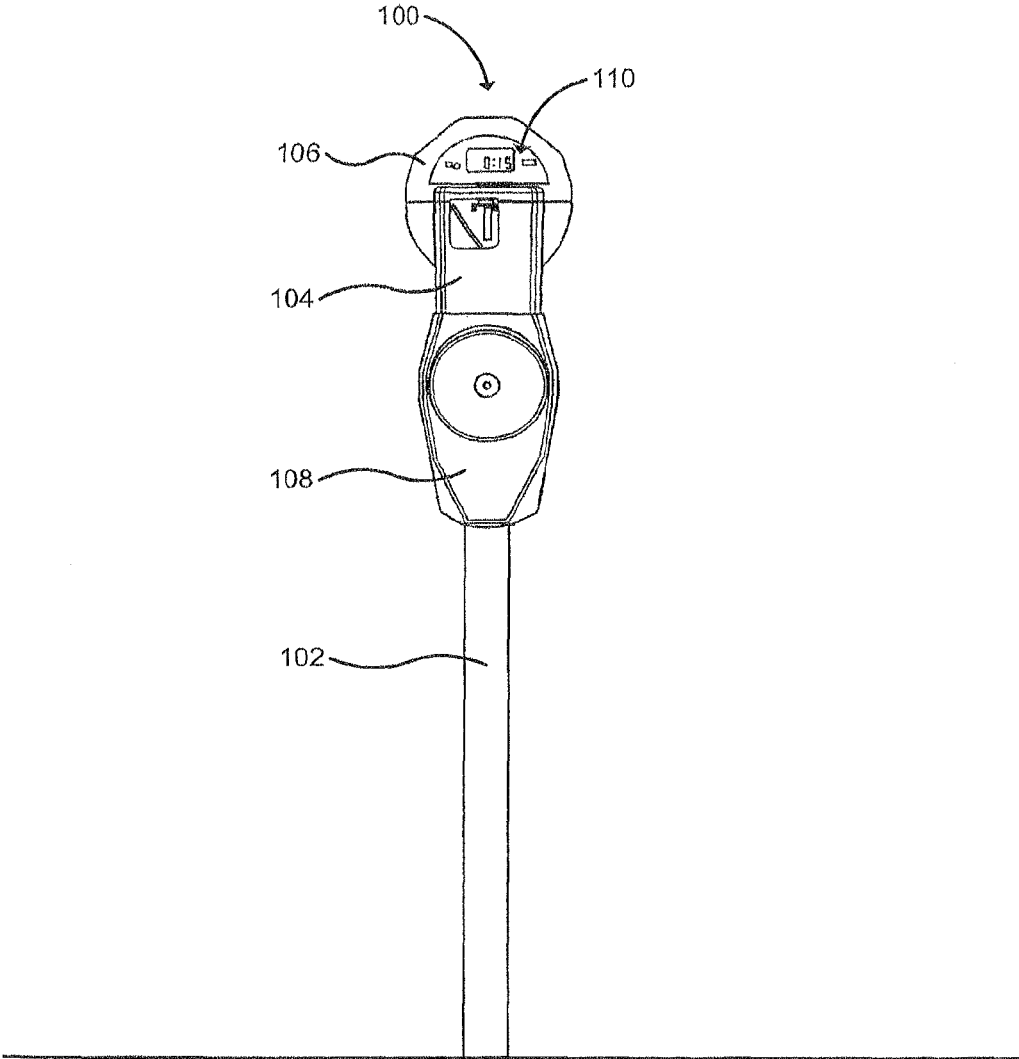
OTHER PUBLICATIONS

Office Action issued in U.S. Appl. No. 14/811,641, dated Oct. 5, 2016 (49 ps).

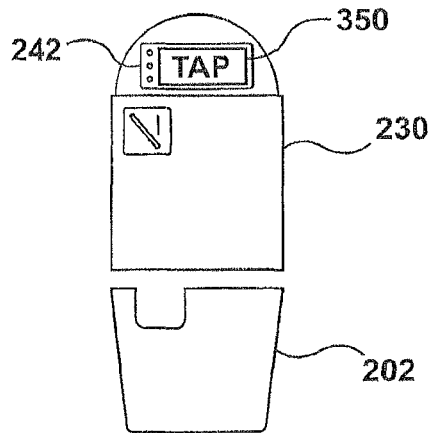
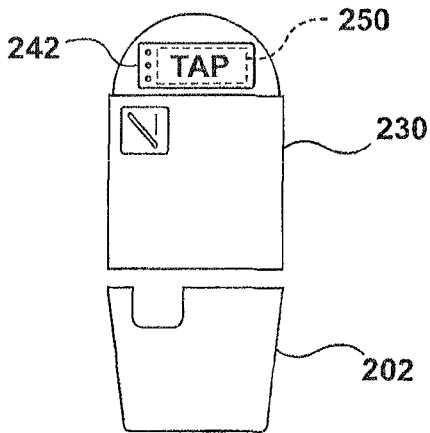
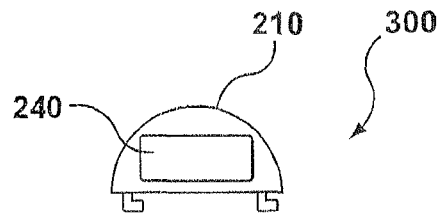
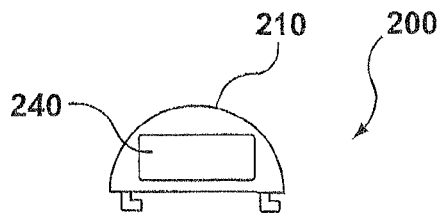
Office Action issued in U.S. Appl. No. 14/979,104, dated May 5, 2016 (15 pgs).

Office Action issued in U.S. Appl. No. 14/743,691, dated May 13, 2016 (62 pgs).

\* cited by examiner

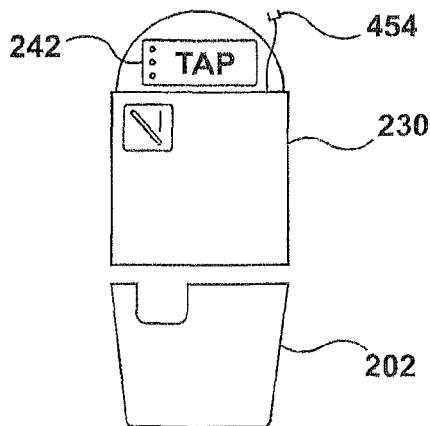
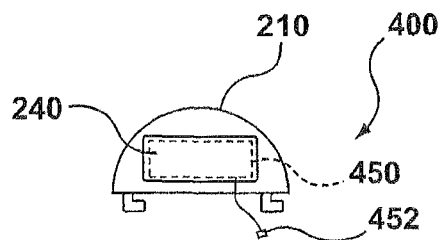


**FIG. 1** - Prior Art

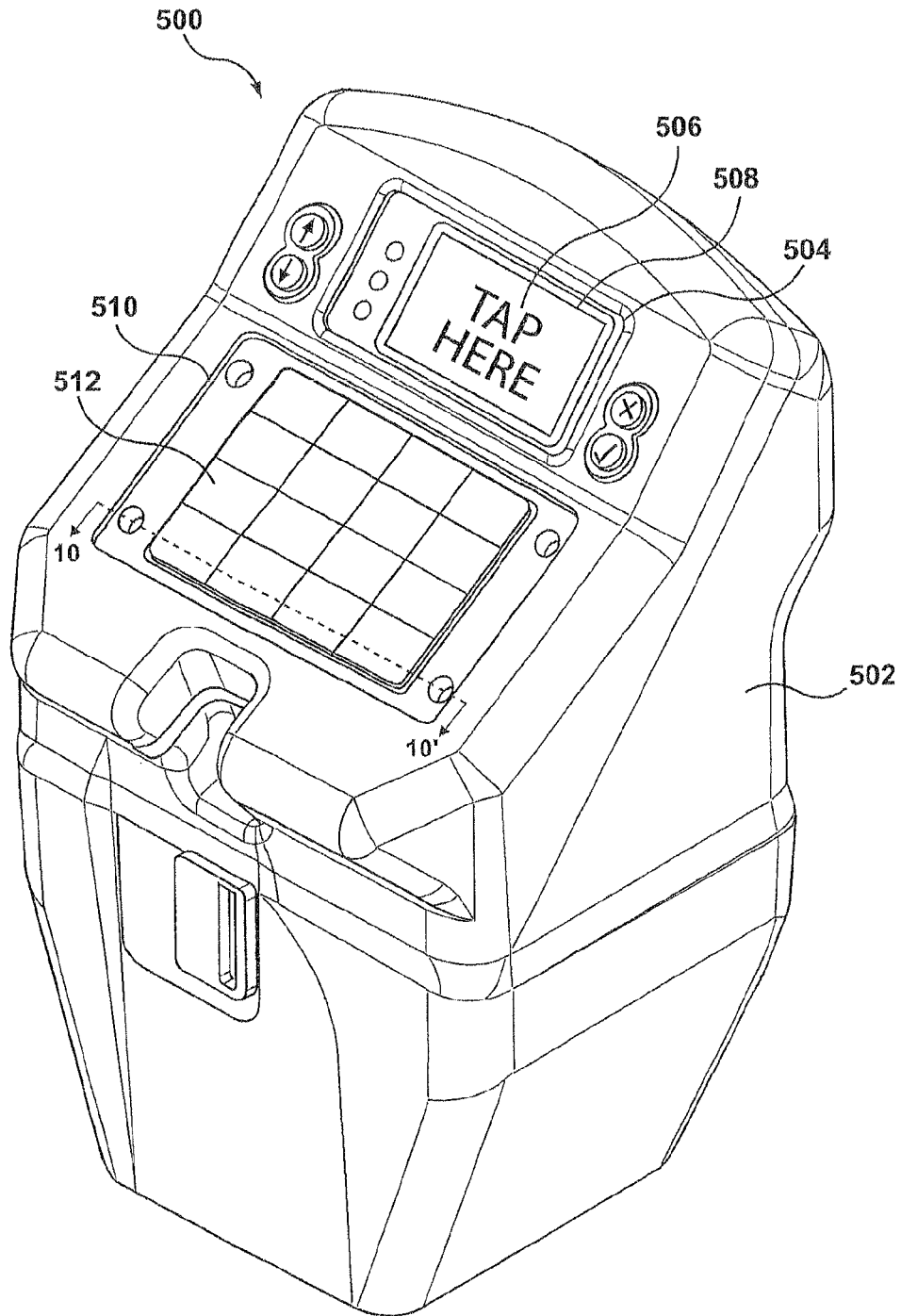


**FIG. 2**

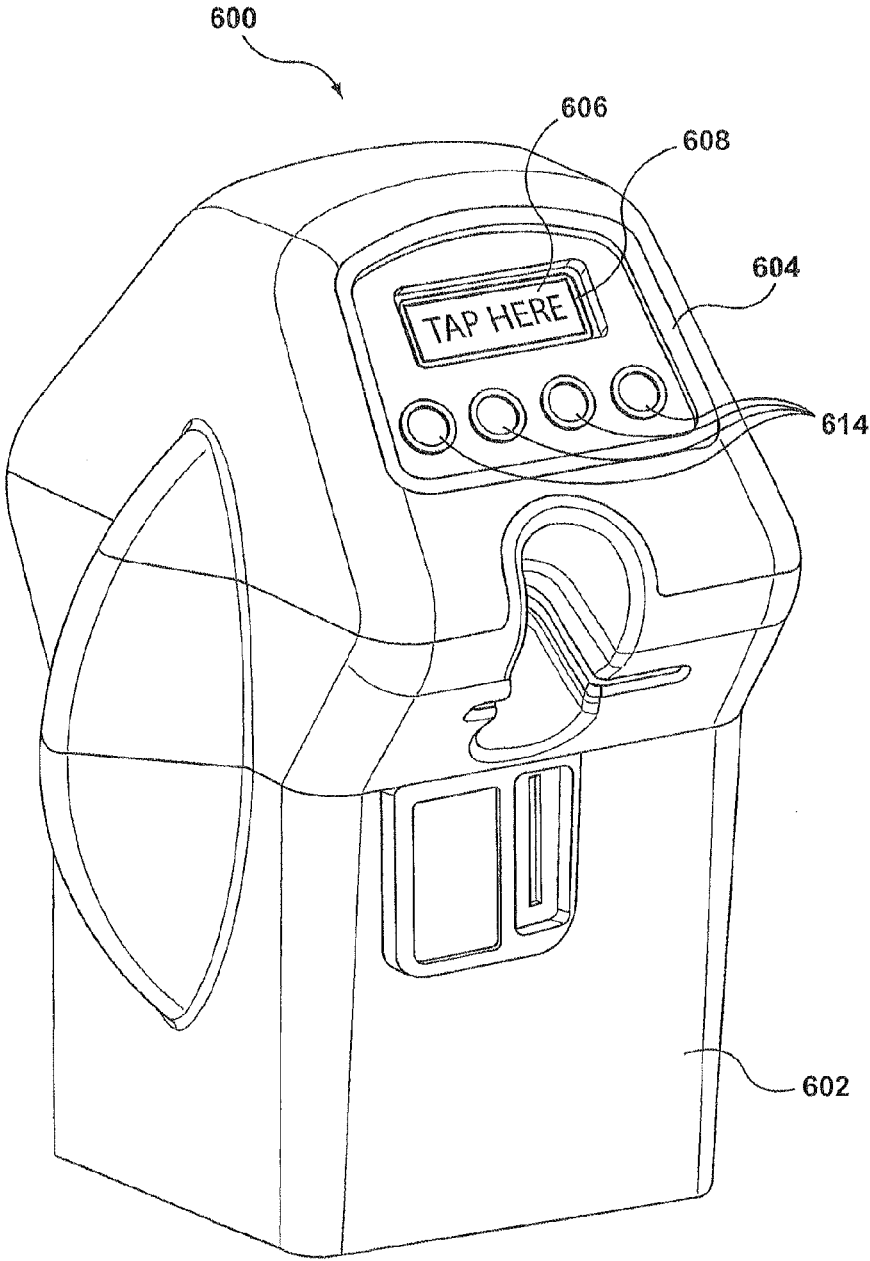
**FIG. 3**



**FIG. 4**

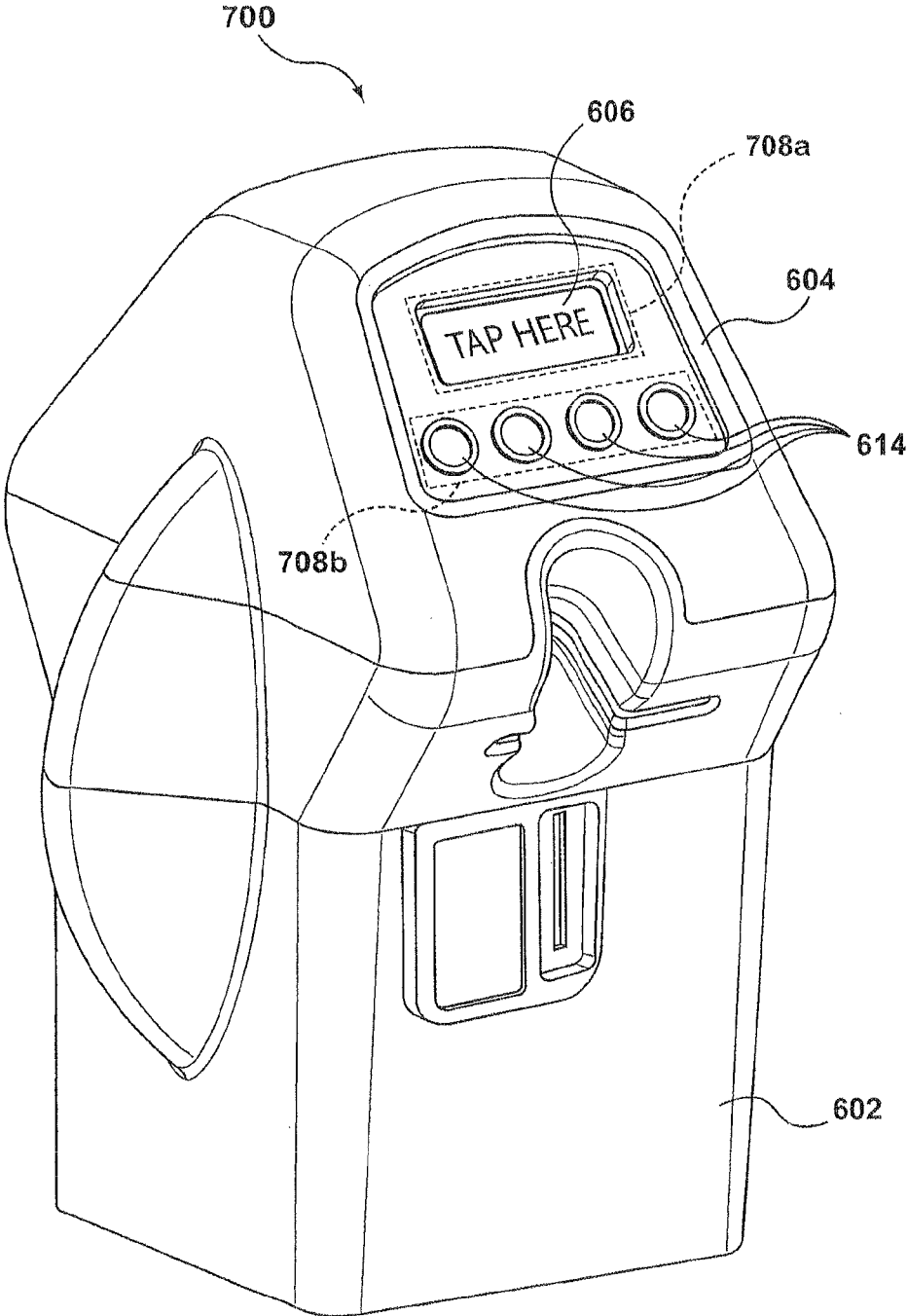


**FIG. 5**



**FIG. 6**





**FIG. 7**

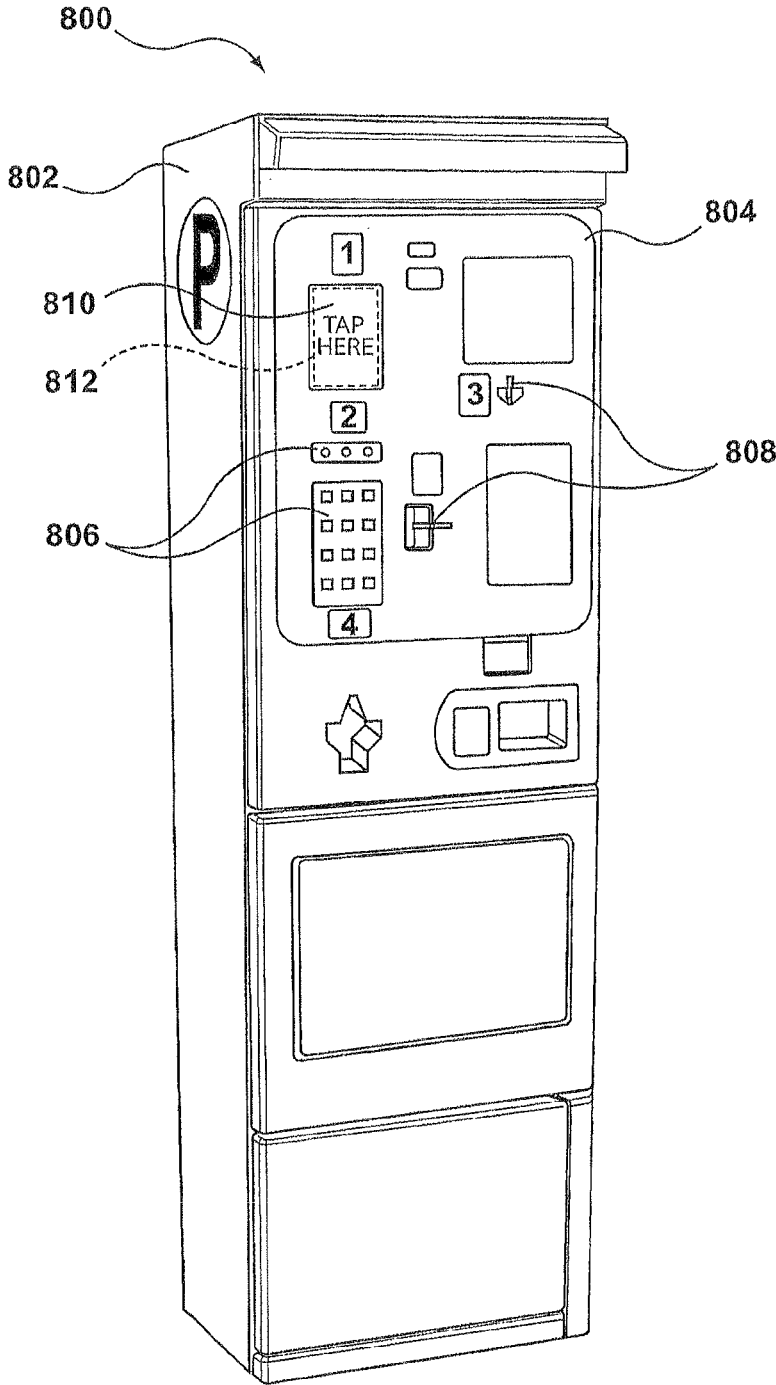
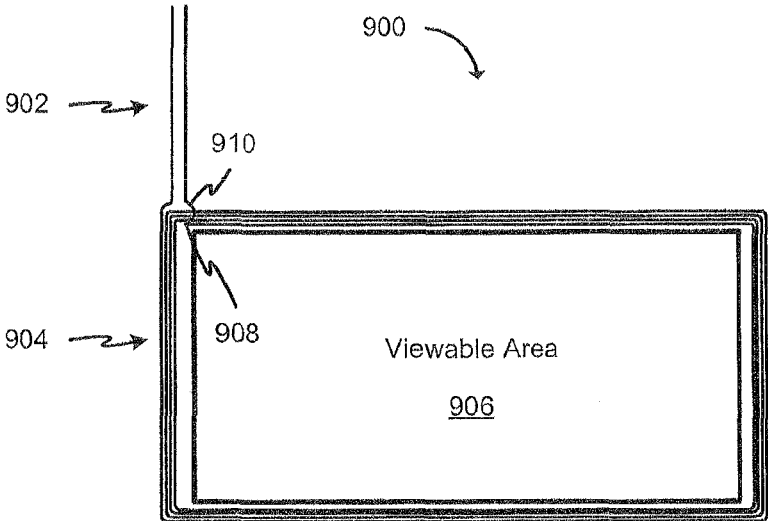
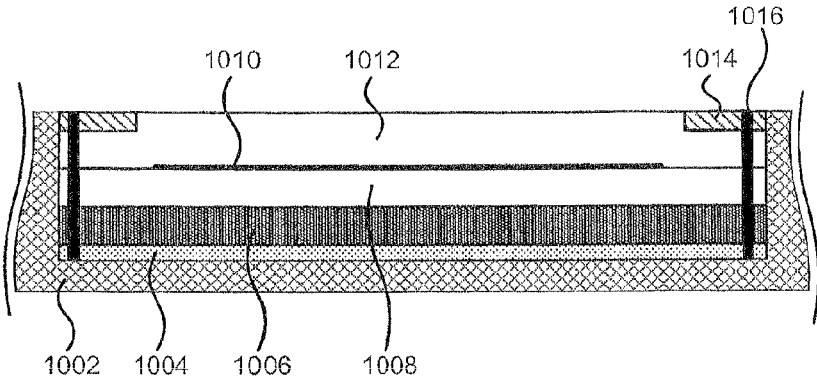


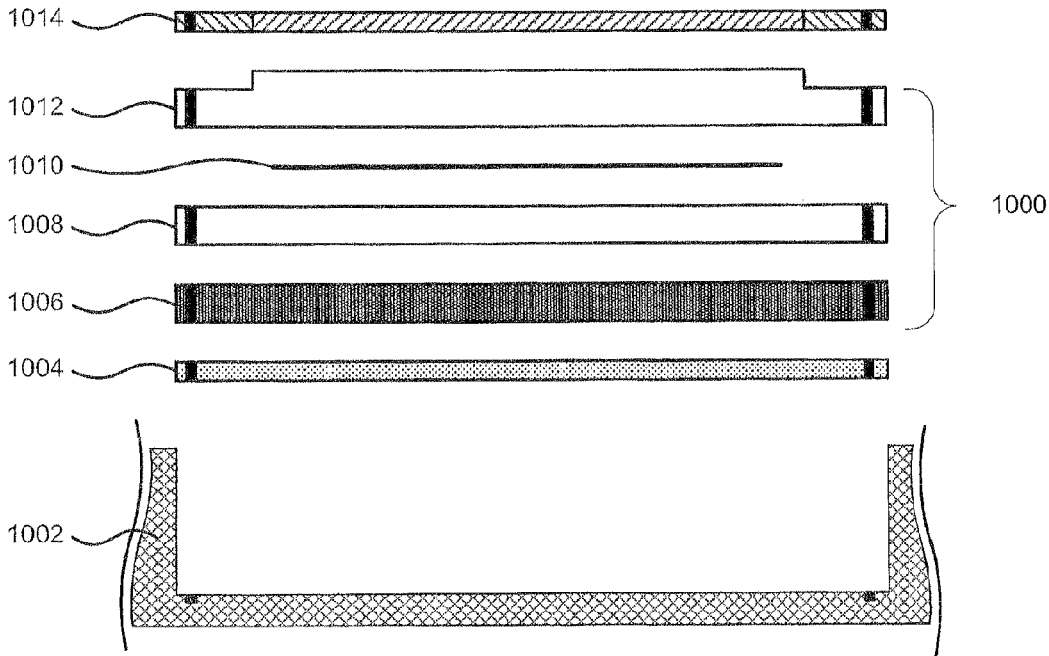
FIG. 8



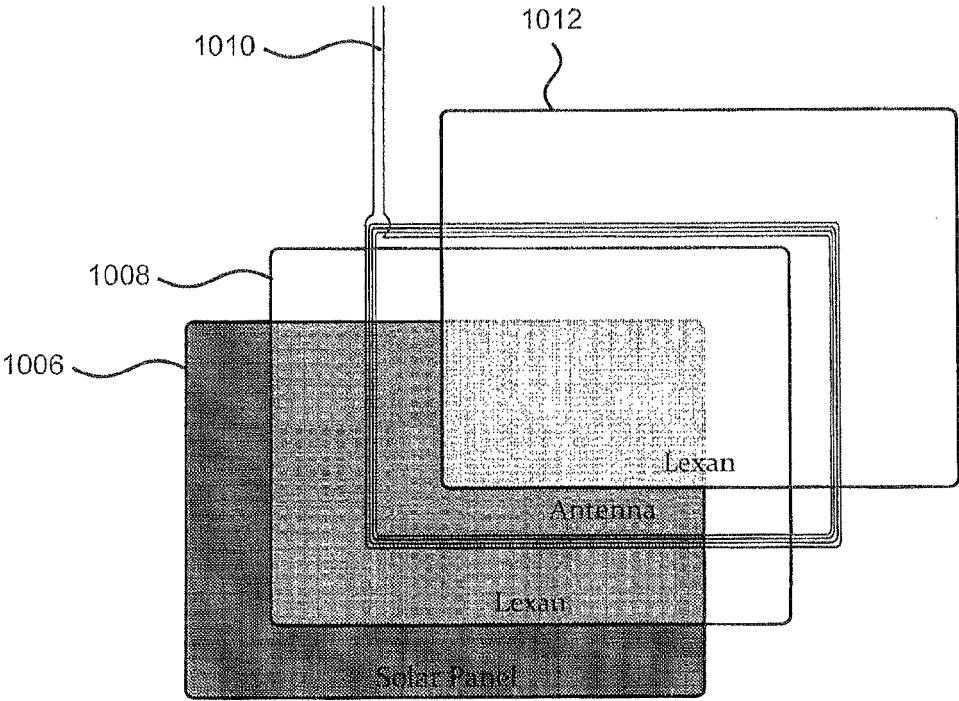
**FIG. 9**



**FIG. 10**



**FIG. 11**



**FIG. 12**

## PARKING METER WITH CONTACTLESS PAYMENT

### CROSS REFERENCE TO RELATED APPLICATIONS

This application is a continuation of U.S. patent application Ser. No. 13/546,918, filed Jul. 11, 2012, now U.S. Pat. No. 9,406,056, which claims benefit by way of PCT patent application no. PCT/CA12/000191, filed Mar. 2, 2012; U.S. patent application Ser. No. 13/410,831, filed Mar. 2, 2012, now U.S. Pat. No. 8,770,371; Canadian patent application no. 2,733,110, filed Mar. 3, 2011; and Canadian patent application no. 2,756,489, filed Oct. 28, 2011.

### TECHNICAL FIELD

The present disclosure relates to parking meters and in particular to parking meters having contactless payment options.

### BACKGROUND

Parking meters come in many shapes and sizes but are generally divided into two main types or classes: multi-space parking meters which are typically larger devices capable of managing the parking payment and control for typically six or more, or possibly even hundreds of parking spaces; and, single-space parking meters which are typically small devices capable of managing the parking payment and control of a single parking space, but also sometimes additional spaces, such as two, four, or six spaces which are located in close proximity to the parking meter.

For example, FIG. 1 depicts a conventional single space parking meter **100** installed on a pole **102**. Single space parking meter mechanisms are typically installed in a protective housing on a pole **102** near a parking space. The protective housing components, which are directly exposed to the elements and the public, are traditionally separate from the actual parking meter mechanism (not shown). The protective housing components of previous single space parking meters **100** typically comprise a lower housing **104** that receives a removable parking meter mechanism. A cover cap **106** is placed over the parking meter mechanism and secured to the lower housing **104**. The cover cap **106** may comprise a semi-circular opening **110**, covered by a transparent material through which a display of the parking meter mechanism is visible. In some previous single space parking meters the display is set back from the exterior surface of the cover cap **106**, or the transparent material covering the opening. The lower housing **104** is typically secured to a coin vault **108** for storing coins received during operation of the parking meter **100**. The coin vault **108** may be secured to the pole **102**. The parking meter **100** is operated by inserting payment, either in the form of coins or payment cards such as credit cards, chip cards or electronic purse cards, into the parking meter **100** which then displays and counts down the purchased amount of parking time.

Parking meters are often located in unattended areas, and as such vandalism, tampering and theft are of concern. The protective housing, which typically comprises the lower housing **104** and the cover cap **106**, provides protection for the components of the parking meter mechanism from vandalism, tampering and theft, as well as protection from the environment.

Numerous credit card companies have now issued contactless payment cards which allow the card holder to make

payment at devices with the appropriate contactless card readers. Previous parking meters have employed contactless card readers that allowed receiving payment from a card without the need of the card reader coming into contact with the payment card. However, previous parking meters have incorporated the contactless card reader as a separate component or with other payment means, such as the coin chute. Alternatively, the card reader could replace other payment means entirely. Although the incorporation of contactless card readers in parking meters may provide flexibility in the payment options available to a user of the parking meter, the position of the contactless card reader within the parking meter provided unsatisfactory user interactions. For example, when a contactless card reader is positioned away from a display of a parking meter, it has been difficult to provide clear instructions using the display indicating where to make payment with the contactless card reader. In addition, a parking meter having a contactless card reader positioned away from a display may require a separate or additional opening in the housing of the parking meter, which may lead to more costly, complex and time consuming manufacturing of the housing, and may make the parking meter more susceptible to vandalism, tampering or theft.

There is therefore a need for a parking meter having an improved implementation for contactless payments.

### SUMMARY

There is disclosed a parking meter comprising components for providing parking meter functionality; a display for displaying parking meter information; a metal housing for protecting the parking meter components from an environment, the housing comprising a display aperture through which the display is visible; and an antenna for a contactless payment reader arranged in or on the parking meter in close proximity to the display.

There is further disclosed a removable parking meter mechanism comprising components for providing parking meter functionality; a display for displaying parking information; and an antenna for a contactless payment reader arranged in close proximity to the display.

### BRIEF DESCRIPTION OF THE DRAWINGS

Further features and advantages will become apparent from the following detailed description, taken in combination with the appended drawings, in which:

FIG. 1 is a schematic showing an installed previous single space parking meter;

FIG. 2 depicts illustrative components of a single space parking meter including contactless payment means;

FIG. 3 depicts illustrative components of a further single space parking meter including contactless payment means;

FIG. 4 depicts illustrative components of a further single space parking meter including contactless payment means;

FIG. 5 depicts illustrative components of a further single space parking meter including contactless payment means;

FIG. 6 depicts illustrative components of a further single space parking meter including contactless payment means;

FIG. 7 depicts illustrative components of a further single space parking meter including contactless payment means;

FIG. 8 depicts illustrative components of a multi-space parking meter including contactless payment means;

FIG. 9 depicts an illustrative contactless reader antenna;

FIG. 10 depicts a cross section of the solar panel aperture of FIG. 5 taken along line 10-10'.

FIG. 11 depicts the component layers within the solar panel aperture of FIG. 10; and

FIG. 12 depicts a layered construction of a solar panel assembly.

#### DETAILED DESCRIPTION

FIG. 2 depicts illustrative components of a single space parking meter. The single space parking meter 200 comprises a lower housing 202, a cover housing 210 and a removable parking meter mechanism 230. The parking meter mechanism 230 may be partially received within the lower housing 202, which is typically secured to a coin vault (not shown) that is mounted on a pole (not shown) when in use.

When the parking meter 200 is assembled, that is, the parking meter mechanism 230 is at least partially placed in the lower housing 202 and the cover housing 210 is secured and/or locked to the lower housing 202, the parking meter mechanism 230 is enclosed in a protective housing and protected from the environment, vandalism, tampering, theft or other unauthorized access. When assembled, the parking meter 200 includes a display opening 240 through which a display 242 of the parking meter mechanism 230 is visible. The parking meter mechanism 230 may include a contactless payment reader for providing payment using a contactless payment card issued by the parking operator or by a bank or financial institution under one of the credit card brands, or a card conforming to the ISO 14443 standard, although other types of near field communication (NFC) are possible such as an NFC enabled mobile phone, smartphone, wrist watch, or other appropriate tag, or token.

The contactless payment reader comprises a reader module (not visible) comprising electronics for controlling the operation of the contactless payment reader. The reader module is coupled to a contactless reader antenna 250. The contactless reader antenna 250 may be provided as a thin flexible ring of copper wiring around the perimeter of a viewing area of the display. The contactless reader antenna 250 is depicted by a dashed line in FIG. 2 as it is located behind the display 242. The contactless reader may be provided on a single board or component that includes both the contactless reader module and the contactless reader antenna 250. Alternatively, the contactless reader module may be separate from the contactless reader antenna 250 and connected to it by a wire or wires. The contactless reader module is in communication with electronics of the parking meter mechanism responsible for the overall operation of the parking meter. Alternatively, the contactless reader module may be incorporated into the electronics of the parking meter mechanism responsible for the overall operation of the parking meter.

When a contactless payment card, or other contactless payment device, is placed in close proximity to the contactless reader antenna 250, the contactless reader module can read information from the contactless payment card, which can be provided to the electronics of the parking meter mechanism in order to receive payment. In order to process the payment from the contactless payment card, the electronics of the parking meter mechanism may communicate with a remote server using wired or wireless communication technologies in order to receive authorization of the transaction.

Previous parking meters have included a contactless type payment method using a contactless payment reader. However, there were disadvantages associated with the placement of contactless payment readers, or more particularly

the contactless reader antenna, within previous parking meters. For example, the difficulties included difficulty in providing adequate space to place a contactless payment reader as well as difficulty in providing instructions to a user, while still offering other payment means. Having the contactless reader antenna located away from the display, as in previous parking meters, makes it more difficult to provide instructions to a user for where to place the contactless payment card for payment.

The parking meter mechanism 230 includes a contactless payment reader that has a contactless reader antenna 250 located directly behind the display 242, which allows for payment by way of a contactless payment card or device (not shown). The display 242 is located in close enough proximity to the exterior of the parking meter 200 such that the contactless payment reader is able to adequately read contactless payment cards or devices placed over, or in close proximity to, the display 242, and so the contactless reader antenna 250. The maximum read distance between the contactless payment card or device and the contactless reader antenna is typically a function of the size of the contactless reader antenna 250, the presence of any material, and its nature if present, between, or in the vicinity of, the contactless reader antenna and the contactless payment card or device, and other operating conditions of the parking meter 200. The distance between the contactless reader antenna and the contactless payment card or device, as well as properties of any intervening material, may affect the probability of successfully reading the contactless payment card or device. Different applications may have different acceptable reading success rates and as such, may have varying acceptable distances between the contactless reader antenna and the contactless payment card or device. An adequate success rate for reading of contactless payment cards or devices by the contactless payment reader through the display 242 may be accomplished even with a double layer of a clear protective cover placed over the display 242. Since the contactless reader antenna 250 is placed behind the display 242, which is significantly more transparent to the wireless signals used by the contactless payment reader than housing components of the parking meter 200, which are typically made of metal, no additional openings or apertures need to be included in the housing components to provide adequate operation of the contactless payment reader. Thus, by placing the contactless payment reader behind the display 242, in addition to providing a convenient location for placing the contactless payment device to initiate payment, it is possible to provide housing components that provide greater security and environmental protection.

When making payment using the contactless payment reader, the display 242 may be used to display a logo, graphic and/or directions such as "Tap Here" or simply "Tap" as depicted, providing clear and convenient payment instructions to the user. The contactless reader antenna 250 is located sufficiently close to the display so that a user placing the contactless payment card or device in the vicinity of the display 242 as instructed by the display will have an acceptable success rate for reading the contactless payment card or device.

By placing the contactless reader antenna 250 behind the display 242, the amount of space required to offer this method of payment may be reduced, as the need of an additional opening or aperture in the housing components is eliminated. In addition, the display 242 and possible protective covering of the display 242 provide protection and ruggedness so as to allow the contactless payment reader to be deployed in unattended single space parking meters

5

without the need for additional protection. Additionally, by placing the contactless reader antenna behind the display 242, the physical packaging of the parking meter mechanism 230 may be reduced to provide more freedom in the design of the parking meter 200, possibly allowing a smaller more appealing single space parking meter, which may be desirable given the large number of single space parking meters that may be present on a single street or block.

Placing the contactless reader antenna 250 behind the display 242 as described above may work acceptably well if the display 242 does not have a sufficient amount of metal to significantly impeded the RF signals. However, some displays, for example colour displays, may have a metal backing, impeding the transmission of RF signals.

FIG. 3 depicts illustrative components of a single space parking meter. The parking meter 300 is similar to the parking meter 200 described above; however, the contactless reader antenna 350 is placed on the front of the display 242. The contactless reader antenna 350 may be placed around the perimeter of an active section of the display that displays information in order to prevent obscuring the view of the display. The contactless reader antenna 350 on the front of the display 242 may be in sufficiently close proximity to the display 242 so that a contactless payment card or device placed in the vicinity of the display 242 as instructed will have an acceptable reading success rate.

The opening 240 in the parking meter housing, through which the display 242 is visible when the parking meter 300 is assembled, also allows the transmission and reception of the required RF signals at the contactless reader antenna 350 for the operation of the contactless payment. The opening 240 is sized so that the RF signals can pass through a non-metallic material used to seal the opening 240. As a result, the RF signals do not need to pass through the metallic housing, providing improved operation of the contactless payment reader.

FIG. 4 depicts illustrative components of a single space parking meter. The parking meter 400 is similar to the parking meters 200 and 300 described above; however, the contactless reader antenna 450 is placed on the interior of a material used to seal or cover the opening 240 in the parking meter housing through which the display 242 is visible. Typically, the external housing of the parking meter 400 is made of metal, which attenuates RF signals. The opening 240 is typically sealed using a transparent or semi-transparent material such as Lexan. The material used to enclose the opening 240 is typically transparent or semi-transparent to RF signals.

As depicted in FIG. 4, the contactless reader antenna 450, represented by a dashed line, is placed on the interior side of the material sealing the opening 240. The cover 210 may need to be separated from a lower portion 202 of the parking meter 400 in order to remove the parking meter mechanism 230. The contactless reader antenna 450 may be attached to the contactless reader module of the removable parking meter mechanism 230 by a detachable connection 452, 454. As such, when removing the cover 210, the contactless reader antenna 450 can be detached from the removable parking meter mechanism 230 and then reattached when assembling the parking meter 400.

FIG. 5 depicts illustrative components of a single space parking meter. The parking meter 500 comprises a meter housing 502 that encloses a parking meter mechanism and protects it from the environment and vandalism. The meter housing 502 is typically made out of a metal or metal alloy and comprises one or more apertures providing windows to internal components, including a solar panel opening 510

6

through which a solar panel 512 may be visible. As depicted, the meter housing 502 includes a display opening 504 through which a display 506 is visible when the parking meter 500 is assembled. The display opening 504 in the metal housing 502 is typically sealed with a transparent or semi-transparent protective material such as Lexan. The parking meter 500 may include a solar panel opening 510 in the housing 502 in which a solar panel 512 can sit, or through which a solar panel is visible.

The display 506 is located behind the display opening 504 so that it is viewable when the parking meter 500 is assembled. The display 506 includes a contactless reader antenna 508 surrounding a perimeter of the display 506. The reader antenna 508 is located within the display opening 504, providing a transmission path between the antenna 508 and the contactless payment device that is not impeded by the metal of the meter housing 502. Although described as being located around a perimeter of the display 506, it is contemplated that the contactless reader antenna 508 could be located in different locations in or on the parking meter and arranged in sufficiently close proximity to the display 506 so that a contactless payment device placed in the vicinity of the display 506 has an acceptable success rate for reading the contactless payment device.

FIG. 6 depicts illustrative components of a single space parking meter. The parking meter 600 comprises a meter housing 602 that encloses a parking meter mechanism and protects it from the environment and vandalism. The meter housing 602 is typically made out of a metal or metal alloy and comprises one or more apertures providing windows to internal components. As depicted, the meter housing 602 includes an opening 604 through which a display 606 is visible when the parking meter 600 is assembled. The opening 604 in the metal housing 602 is sized such that the display 606 is visible, and a section which incorporates a plurality of buttons 614 for controlling the parking meter 600 is exposed.

The display 606 is located behind the opening 604 so that it is viewable when the parking meter 600 is assembled. The display 606 includes a contactless reader antenna 608 surrounding a perimeter of the display 606. The reader antenna 608 is located within the opening 604 which is covered by a material providing a low attenuation of RF signals, providing a transmission path between the antenna 608 and the contactless payment device that is not impeded by the metal of the meter housing 602.

Although described as being located around a perimeter of the display 606, it is contemplated that the antenna 608 could be located in different locations in or on the parking meter 600 and arranged in sufficiently close proximity to the display 606 so that a contactless payment device placed in the vicinity of the display 606 has an acceptable success rate for reading a contactless payment device.

FIG. 7 depicts illustrative components of a single space parking meter. The parking meter 700 is substantially similar to parking meter 600; however, the contactless reader antenna 708a is depicted as being located on an interior side of the material used to seal or cover the opening 604 and in close proximity to the display 606. Additionally or alternatively, a second contactless reader antenna 708b may be included on the interior side of the material used to seal or cover the opening 604 and surrounding the input components (i.e., buttons) 614 in close proximity to the display 606. With the contactless reader antenna 708a or 708b located on the interior side of the material used to seal or



cover the opening **604**, it may be connected to the electronics of the parking meter mechanism using a detachable connection.

Although described as being located around a perimeter of the display **606**, it is contemplated that the antenna **708a** could be located in different locations in or on the parking meter **700** and arranged in sufficiently close proximity to the display **606** so that a contactless payment device placed in the vicinity of the display **606** has an acceptable success rate for reading a contactless payment device. Likewise, although described as being located around the input components **614**, it is contemplated that the antenna **708b** could be located in different locations in or on the parking meter **700** and arranged in sufficiently close proximity to the display **606** so that a contactless payment device placed in the vicinity of the display **606** has an acceptable success rate for reading a contactless payment device.

Various possible positions of the antenna within the opening of the parking meter have been described above with reference to FIG. 7. Although the possible positions were described with regards to a single opening in the parking meter, a contactless reader antenna may also be positioned within or about a second opening separate from the opening for the display and still be in sufficiently close proximity to the display to facilitate clear payment instructions. For example, and with regards to FIG. 5, the contactless reader antenna could be placed in proximity to the solar panel opening **510**, on the solar panel **512**, on a cover of the solar panel opening **510**, over the top surface of the solar panel **512**, or a combination of one or more of the foregoing.

Alternatively, the contactless reader antenna could be placed on an exterior side of the parking meter, for example, over a protective cover of the display opening **504** or the solar panel opening **510**. If the contactless reader antenna is placed on the exterior of the parking meter, it may be located at the same height, or slightly elevated relative to the metal housing surrounding the opening. The contactless reader antenna may be protected by a plastic bezel that encapsulates the contactless reader antenna and securely attaches to the parking meter.

Although the solar panel opening is described above as an opening, it may be provided by an indentation such that a solar panel and covering may rest flush with the rest of the housing. If the solar panel opening is provided by an indentation in the metal housing, the properties of the contactless reader antenna and/or the contactless reader module may be adjusted in order to account for the location of the metal.

FIG. 8 depicts illustrative components in a multi-space parking meter. The multi-space parking meter **800** provides metering functionality to a plurality of parking spaces. The multi-space parking meter **800** may be a pay and display type meter in which payment is made by a user and a printed ticket is displayed on the user's vehicle. Alternatively, the multi-space meter **800** may be a pay by space or pay by plate type of meter, in which payment is made and associated with a specific parking space or license plate. Regardless of the type of multi-space meter, the meter **800** typically comprises a metal cabinet or enclosure **802** that encloses the components of the parking meter. Components of the multi-space meter may be located or mounted within the enclosure **802** at convenient locations. In contrast to a single space meter, where a parking meter mechanism is typically removable as a unit, the mechanism of the multi-space meter may comprise the various components that provide parking meter functionality. The cabinet **802** includes a payment section **804** comprising input means **806** such as buttons and/or

keypads, for controlling operation of the parking meter, one or more payment means **808** such as credit card, debit card and/or smart card readers and coin chutes, and a display **810** for displaying parking information. The multi-space parking meter **800** further includes a contactless payment reader that includes a contactless reader antenna **812** located in sufficiently close proximity to the display **810** so that a contactless payment device placed in the vicinity of the display **810** has an acceptable success rate for reading a contactless payment device.

The contactless reader antenna **812** is depicted as being located about a perimeter of the display **810**. It is contemplated that the contactless reader antenna **812** could be located in different locations in or on the parking meter **800** and arranged in sufficiently close proximity to the display **810** so that a contactless payment device placed in the vicinity of the display **810** has an acceptable success rate for reading a contactless payment device.

The specific design of the contactless reader antenna may vary depending on numerous factors, including the size of the opening within which the antenna is located, the proximity of the contactless reader antenna to the metal of the parking meter housing, whether or not the opening has a metal backing, etc. Further, the wires or wire traces forming the contactless reader antenna may also vary, for example, if the contactless reader antenna is placed over the viewable portion of the display or solar panels, the wires or wire traces may be sufficiently small so as to not obstruct the view of the display, or functioning of the solar panel.

FIG. 9 depicts an illustrative contactless reader antenna. The contactless reader antenna **900** comprises a plurality of connected traces forming a single electrical wire. As depicted, the contactless reader antenna **900** comprises a tail portion **902** that is used to connect the contactless reader antenna to the contactless reader module and a loop portion **904** that surrounds a viewable area **906** of the display of the parking meter. It is noted that the loop portion **904** terminates at an inner location **908**, however this inner location **908** is electrically connected to one of the traces of the tail portion **902**. This electrical connection, depicted as wire **910**, between the inner location **908** of the loop portion **904** and the tail portion **902** is electrically insulated from the other wires or wires traces of the loop portion **904**.

The above has described placement of a contactless reader antenna within a parking meter. Advantageously, the antenna placement has been described as being located in close proximity to a display, facilitating easy instructions for the use of the contactless reader. As will be appreciated, single space parking meters commonly found in North America, and other parts of the world, have a common outer housing made of a high strength metal, such as ductile iron, nickel or zinc. The commonly shaped housing allows different parking meter mechanisms to be received within the housing. While convenient for replacing the parking meter mechanism, the use of a common housing reduces the locations that the contactless reader antenna may be placed, as the lower metal housing is common and generally already installed on the street. As such, it is desirable to locate the contactless reader antenna in a location on the replaceable parking meter mechanism that is not covered by the common lower housing when the parking meter is assembled. As described above, the contactless parking meter antenna may be located within an aperture of an upper housing or cover of the parking meter mechanism. The aperture has been described above as being provided for the parking meter display and/or input controls of the parking meter. Depending upon the size of the display aperture, the efficiency of the

contactless reader antenna may be less than ideal. For example, if the display aperture is relatively small, a contactless reader antenna that surrounds the display may still be located in close proximity to the metal housing of the cover. The close proximity of the metal to the contactless

antenna may adversely affect the operation of the contactless reader antenna and the antenna may not be able to achieve a desired performance level. It is possible to locate the contactless reader antenna in a location other than surrounding, or immediately adjacent to, the display. For example, the parking meter **500** includes an opening or aperture **510** for receiving a solar panel **512**. As depicted in FIG. 5, the solar panel aperture **510** is relatively large compared to the display opening **504**, while still being located in close proximity to the display. It is contemplated that the contactless reader antenna may be located within the solar panel aperture **510**.

FIG. 10 depicts a cross section of the solar panel aperture **510** of FIG. 5 taken along line 10-10'. FIG. 11 depicts the component layers within the solar panel aperture of FIG. 10. As depicted in FIGS. 10 and 11, a solar panel assembly **1000** located within a solar panel aperture is depicted. As depicted, the solar panel aperture is provided within a metal housing **1002** of the parking meter. The bottom of the solar panel aperture is lined with a radio frequency (RF) shielding material **1004** that absorbs RF signals, such as those radiated by the contactless antenna. The solar panel assembly is received on top of the RF shielding **1004** and includes a solar panel **1006** that is sized to be received within the solar panel aperture. A lower transparent covering **1008**, such as a 1/16" Lexan covering, is located on top of the solar panel **1006**. The contactless reader antenna **1010**, which may be a coiled loop of very fine gauge copper wires shaped in a 2"x3" loop, is located on top of the lower transparent covering **1008**. A second transparent covering **1012**, such as a 1/16" Lexan covering, may be placed on top of the contactless reader antenna **1010**. The solar panel assembly, comprising the solar panel **1006**, the first transparent covering **1008**, the contactless reader antenna **1010** and the second transparent covering **1012** may be secured in place within the solar panel aperture by a metal covering plate or bezel **1014**. The covering plate has an aperture through which light can pass through to the solar panel **1006**. The covering plate may be secured in place using one or more screws or bolts **1016** that pass through the solar panel assembly and the RF shielding layer **1004** into the bottom of the solar panel aperture. Although depicted as passing through the different layers, it is contemplated that the individual layers may be sized such that the screws or bolts do not pass through them.

Advantageously, the size of the solar panel aperture allows the contactless reader antenna to be located a sufficient distance away from the surrounding metal housing to provide improved reading characteristics. Further, the placement of the contactless reader antenna **1010** on top of the first transparent covering **1008** and the solar panel **1006** provides a gap between the contactless reader antenna **1010** and the metal **1002** of the bottom of the solar panel aperture. Further, the RF shielding **1004** located in bottom of the solar panel aperture further improves the operation of the contactless reader antenna **1010**. While the contactless reader antenna **1010** is located above the solar panel **1006**, and so will block some light that would otherwise be incident upon the solar panel, the amount of light blocked may be negligible due to the fine gauge of the copper traces of the contactless reader antenna.

As described above with reference to FIGS. 10 and 11, a contactless reader antenna may be located within a solar

panel aperture. As depicted in FIG. 5, the solar panel aperture **510** may be located in close proximity to the display **506** of the parking meter, possibly simplifying the instructions for the use of the contactless reader antenna. For example, the display **506** may be used during a payment to display easy-to-use instructions to a user for effecting contactless payment via the contactless reader antenna located within the proximal solar panel aperture **510**. Locating the contactless reader antenna within the solar panel aperture **510** may also provide improved operating characteristics when compared to locating the contactless reader antenna within a possibly smaller display opening.

In addition to providing adequate operating characteristics, it is further desirable to provide a single space parking meter that is simple to manufacture and easy to maintain. It is possible to incorporate the contactless reader antenna and the solar panel in a single component that can be easily installed and/or replaced within a single space parking meter.

FIG. 12 depicts a layered construction of a solar panel assembly as described with reference to FIGS. 10 and 11. The solar panel assembly may be manufactured into a single component, allowing easy replacement of the solar panel component in the parking meter. As depicted in FIG. 12, the solar panel assembly may comprise a stacked arrangement of the solar panel **1006**, the first transparent covering **1008**, the contactless reader antenna **1010**, and the second transparent covering **1012**.

The solar panel assembly may be installed in a parking meter by first placing a layer of RF shielding material in the bottom the solar panel aperture; placing the solar panel assembly within the solar panel aperture, and attaching the contactless reader antenna to electronics of the parking meter as appropriate; and securing the solar panel assembly within the solar panel aperture with a cover plate or bezel.

As described above, a parking meter may be provided with a contactless payment means having a contactless reader antenna arranged within an opening in the metal housing of the parking meter. As described, the antenna may be arranged on either side of a display of the parking meter. Furthermore, the antenna may be arranged on an interior surface of a material sealing an opening in the parking meter housing. A decal may be placed on the covering of the opening to hide the antenna wires while not impeding the transmission of RF signals. Furthermore the individual conductive wires of the antenna of the contactless card reader may be sufficiently small in diameter or fine that even when placed in front of the display they do not significantly interfere with the display visibility, allowing the antenna to be placed over the display. Advantageously, the opening in the metal housing for the display is typically covered with a protective material through which the display is visible, such as Lexan. This material typically provides a low attenuation of RF signals and as such locating the antenna within the opening covered by the low attenuation material provides an improved transmission path, which can increase the likelihood of successfully communicating with a contactless payment device. Furthermore, since the opening is used for viewing the display, and since the display may be used to display a logo, graphic and/or directions such as "tap here", providing clear and convenient payment instructions to the user, it is not necessary to provide an additional opening in the metal housing of the parking meter, which may improve the strength of the parking meter housing and/or possibly simplifying its construction.

Although various embodiments have been described with different placements of the contactless reader antenna, it is

## 11

contemplated that the antenna could be located in or on the parking meter in different positions or configurations. The antenna should be placed in sufficiently close proximity to the display, when the parking meter is assembled, to provide an acceptable success rate of reading when a contactless payment device is placed in the vicinity of the display. Arranging the antenna in or on the parking meter in close proximity to the display allows clear instructions to be presented to the user on the display, indicating to the user where to place the contactless payment device. For example, the antenna could be located on an exterior side of the parking meter in close proximity to the display.

Various embodiments of parking meters with contactless payment means have been described. The above-described embodiments of the invention are intended to be examples of the present invention and alterations and modifications may be effected thereto, by those of ordinary skill in the art, without departing from the scope of the invention which is defined solely by the claims appended hereto.

What is claimed is:

1. A removable single space parking meter mechanism comprising:

an internal structure to be at least partially and removably received within a lower housing of a single space parking meter;

a display; and

an antenna for a contactless payment reader arranged at the display for reading payment information from a contactless payment card or device used for payments, the antenna for the contactless payment reader arranged such that a user placing the contactless payment card or device in the vicinity of the display will reliably read the payment information from the contactless payment card or device.

2. The removable single space parking meter mechanism of claim 1 wherein the antenna for the contactless payment reader is arranged behind the display.

3. The removable single space parking meter mechanism of claim 1 wherein the antenna for the contactless payment reader is arranged adjacent to the display.

4. The removable single space parking meter mechanism of claim 1 further comprising a front housing, to be exposed to an external environment, coupled to the internal structure.

5. The removable single space parking meter mechanism of claim 4, wherein the front housing comprises a display opening through which the display is visible.

6. The removable single space parking meter mechanism of claim 5, wherein the antenna for the contactless payment reader is arranged behind the display.

7. The removable single space parking meter mechanism of claim 5, wherein the antenna for the contactless payment reader is arranged within the display opening.

8. The removable single space parking meter mechanism of claim 5, further comprising a transparent covering within the display opening, wherein the antenna for the contactless payment reader is arranged on the transparent covering.

9. The removable single space parking meter mechanism of claim 4, further comprising additional payment components comprising one or more of:

a card slot in the front housing for receiving a payment card; and

a coin slot for receiving coins.

10. The removable single space parking meter mechanism of claim 9, wherein the additional payment components comprise the card slot and the coin slot, and wherein the antenna for the contactless payment reader is adjacent to one or more of the card slot and the coin slot.

## 12

11. The removable single space parking meter mechanism of claim 4, further comprising input controls located on the front housing.

12. The removable single space parking meter mechanism of claim 11, wherein the antenna for the contactless payment reader is adjacent to the input controls.

13. The removable single space parking meter mechanism of claim 1, further comprising a solar panel coupled to the internal structure.

14. The removable single space parking meter mechanism of claim 13, wherein the antenna for the contactless payment reader is adjacent to the solar panel.

15. The removable single space parking meter mechanism of claim 1, wherein the antenna for a contactless payment reader is coupled to a contactless payment reader comprising at least one of:

a Near-Field Communications (NFC) reader;

a Radio Frequency Identification (RFID) reader; and

an International Organization for Standardization (ISO) 14443 reader.

16. The removable single space parking meter mechanism of claim 1 wherein the display presents payment information when parking time is being purchased.

17. The removable single space parking meter mechanism of claim 16, wherein the payment information comprises payment instructions for payment using the contactless payment reader antenna.

18. The removable single space parking meter mechanism of claim 3, wherein the antenna is arranged around one or more of:

a one or more input controls; and

a solar panel.

19. A single space parking meter comprising:

a lower housing;

a removable single space parking meter mechanism comprising:

an internal structure to be at least partially and removably received within the lower housing; and

a display;

an antenna for a contactless payment reader arranged at the display for reading payment information from a contactless payment card or device used for payments, the antenna for the contactless payment reader arranged such that a user placing the contactless payment card or device in the vicinity of the display will reliably read the payment information from the contactless payment card or device; and

a meter housing secured to the lower housing and securing the removable single space parking meter mechanism at least partially within the lower housing.

20. The single space parking meter of claim 19 wherein the antenna for the contactless payment reader is arranged behind the display.

21. The single space parking meter of claim 19 wherein the antenna for the contactless payment reader is arranged adjacent to the display.

22. The single space parking meter of claim 19 wherein the display presents payment information when parking time is purchased.

23. The single space parking meter of claim 22 wherein the payment information comprises payment instructions for payment using the contactless payment reader antenna.

24. The single space parking meter of claim 19, wherein the meter housing comprises a display opening through which the display is visible.

13

25. The single space parking meter of claim 24, wherein the antenna for the contactless payment reader is arranged within the display opening.

26. The single space parking meter of claim 24, further comprising a transparent covering within the display opening, wherein the antenna for the contactless payment reader is arranged on the transparent covering.

27. The single space parking meter of claim 19, further comprising additional payment components comprising one or more of:

- a card slot in the meter housing for receiving a payment card; and
- a coin slot for receiving coins.

28. The single space parking meter of claim 27, wherein the additional payment components comprise the card slot and the coin slot, and wherein the antenna for the contactless payment reader is adjacent to one or more of the card slot and the coin slot.

29. The single space parking meter of claim 19, further comprising a solar panel coupled to the removable single space parking meter mechanism.

30. The single space parking meter of claim 29, wherein the antenna for the contactless payment reader is adjacent to the solar panel.

31. The single space parking meter of claim 19, further comprising input controls located at the meter housing.

32. The single space parking meter of claim 31, wherein the antenna for the contactless payment reader is adjacent to the input controls.

33. The single space parking meter of claim 19, wherein the antenna for a contactless payment reader is coupled to a contactless payment reader comprising at least one of:

- a Near-Field Communications (NFC) reader;
- a Radio Frequency Identification (RFID) reader; and
- an International Organization for Standardization (ISO) 14443 reader.

14

34. The single space parking meter of claim 19, wherein the removable single space parking meter mechanism further comprises a front housing, to be exposed to an external environment, rigidly attached to the internal structure of the removable parking meter mechanism, and wherein the meter housing is pivotally attached to the lower housing.

35. The single space parking meter of claim 21, wherein the antenna is arranged around one or more of:  
 a one or more input controls; and  
 a solar panel.

36. A method for accepting payment at a single space parking meter comprising:

- presenting parking information on a display of the single space parking meter;
- reading payment information from a user's contactless payment card or device placed in close proximity to a contactless payment reader antenna located at the display used for displaying the parking information, the antenna for the contactless payment reader arranged such that the user placing the contactless payment card or device in the vicinity of the display will reliably read the payment information from the contactless payment card or device; and
- processing the payment information to effect payment.

37. The method of claim 36, wherein the parking information presented on the display comprises instructions for using the contactless payment reader antenna located at the display.

38. The method of claim 36, further comprising displaying a result of the payment.

39. The method of claim 36, further comprising receiving through one or more input controls of the single space parking meter information from a user, said information comprising one or both of amount of parking time purchased and authorization of a transaction.

\* \* \* \* \*