



US00D495838S1

(12) **United States Design Patent** (10) **Patent No.:** **US D495,838 S**
Arai (45) **Date of Patent:** **** Sep. 7, 2004**

(54) **HELMET**
(75) Inventor: **Michio Arai, Hoevelaken (NL)**
(73) Assignee: **Arai Helmet (Europe) B.V., Hoevelaken (NL)**
(**) Term: **14 Years**

(21) Appl. No.: **29/186,153**
(22) Filed: **Jul. 10, 2003**

(51) **LOC (7) Cl.** **09-03**
(52) **U.S. Cl.** **D29/107**
(58) **Field of Search** 2/6.1-6.7, 5, 412-414, 2/421, 423-425, 427, 171.3, 431, 9, 173; D29/102-110, 112, 122; 128/201.23, 201.24; D24/110.3

(56) **References Cited**
U.S. PATENT DOCUMENTS
D200,757 S * 4/1965 Hiatt D29/107
D253,197 S * 10/1979 Jarvinen D29/107
D323,225 S * 1/1992 Gallet D29/107
D324,115 S * 2/1992 Brooks D29/107

5,088,129 A * 2/1992 Kamata 2/411
D330,951 S * 11/1992 Kamata D29/107
D351,256 S * 10/1994 Gallet D29/105
6,282,726 B1 * 9/2001 Noyerie et al. 2/424
2002/0138897 A1 * 10/2002 Arai 2/424
2003/0182717 A1 * 10/2003 Choi et al. 2/424

* cited by examiner
Primary Examiner—Ruth McInroy
(74) *Attorney, Agent, or Firm*—Frishauf, Holtz, Goodman & Chick, P.C.

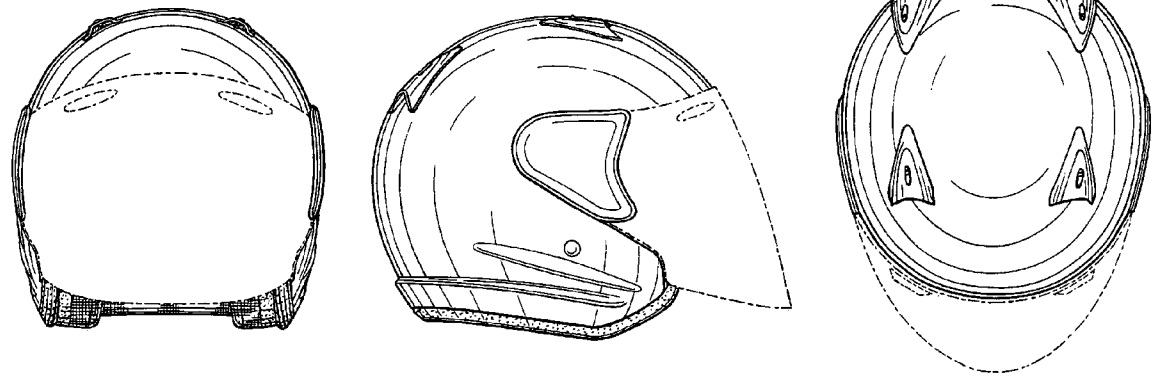
(57) **CLAIM**

The ornamental design for a helmet, as shown.

DESCRIPTION

FIG. 1 is a front elevational view of a first embodiment; FIG. 2 is a left side elevational view thereof, the right side being identical to that of the left side; FIG. 3 is a rear elevational view thereof; FIG. 4 is a top plan view thereof; and, FIG. 5 is a bottom plan view thereof.
The face shield shown in broken lines is for illustrative purposes only and forms no part of the claimed design.

1 Claim, 2 Drawing Sheets



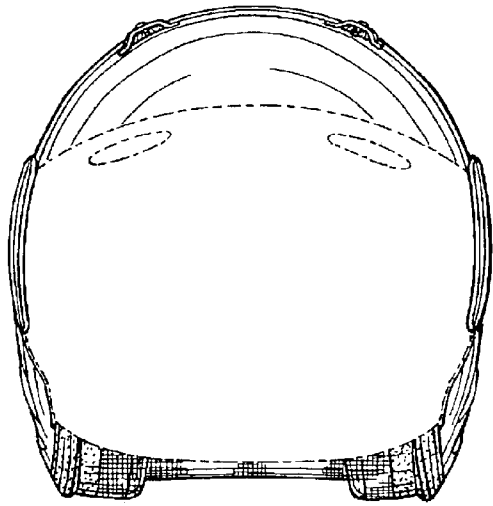


Fig. 1

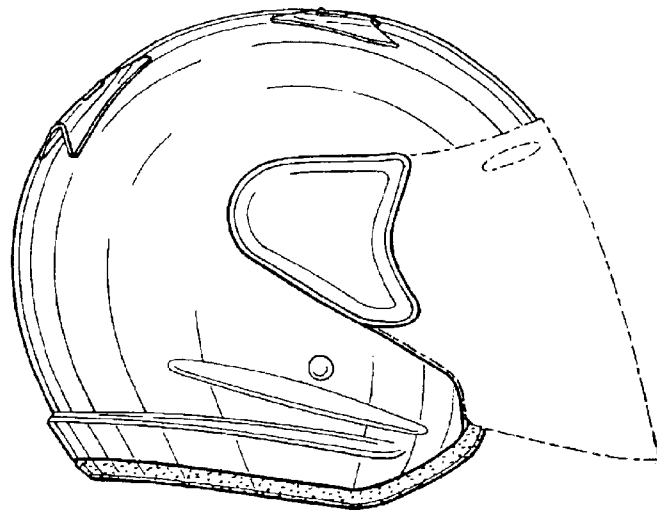


Fig. 2

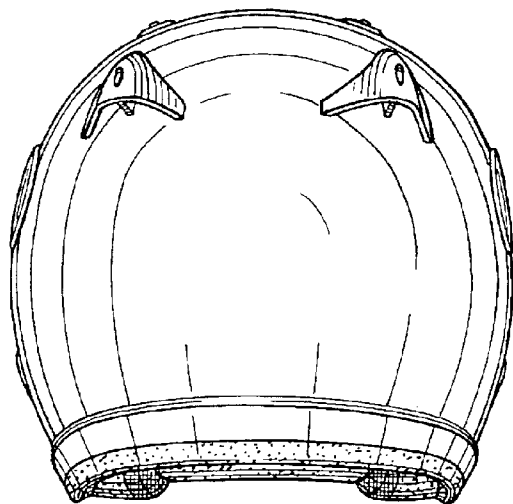


Fig. 3

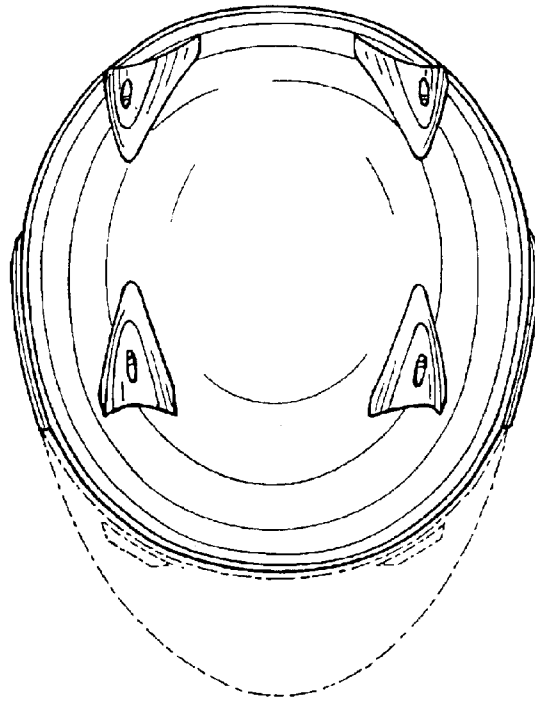


Fig. 4

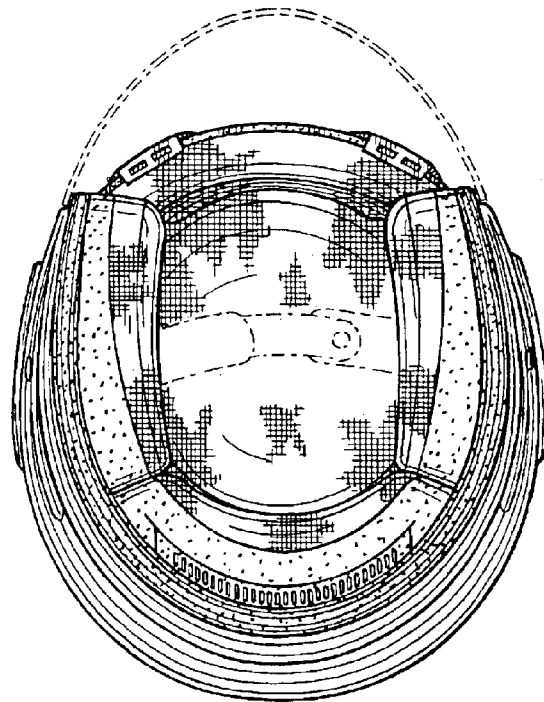


Fig. 5