



US00D361974S

# United States Patent [19]

[11] Patent Number: **Des. 361,974**

**Hornik**

[45] Date of Patent: **\*\* Sep. 5, 1995**

[54] **COMBINED BOARD AND STEP FOR DOUBLE CAB PICKUP TRUCKS**

*Assistant Examiner*—M. Brown  
*Attorney, Agent, or Firm*—Zarley, McKee, Thomte, Voorhees & Sease

[75] Inventor: **Jaroslav Hornik**, Compton, Calif.

[57] **CLAIM**

[73] Assignee: **DFM Corporation**, Urbandale, Iowa

The ornamental design for a combined board and step for double cab pickup truck, as shown and described.

[\*\*] Term: **14 Years**

[21] Appl. No.: **17,128**

[22] Filed: **Jan. 6, 1994**

[52] U.S. Cl. .... **D12/203**

[58] Field of Search ..... D12/203; 280/163, 164.1, 280/153.5

**DESCRIPTION**

FIG. 1 is a perspective view of a combined board and step for double cab pickup trucks showing my new design;

FIG. 2 is a top plan view of a combined board and step for double cab pickup trucks;

FIG. 3 is a front elevational view of a combined board and step for double cab pickup trucks;

FIG. 4 is a bottom plan view of a combined board and step for double cab pickup trucks;

FIG. 5 is a right side elevational view of a combined board and step for double cab pickup trucks; and,

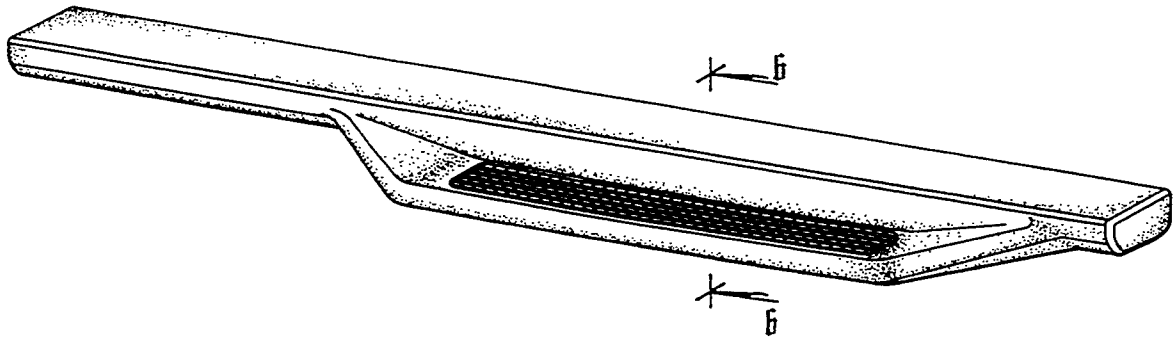
FIG. 6 is a cross sectional view taken along line 6—6 in FIG. 1.

[56] **References Cited**

**U.S. PATENT DOCUMENTS**

D. 292,904	11/1987	Bieby	.....	D12/203
D. 297,230	8/1988	Huff	.....	D12/203
5,137,293	8/1992	Graves et al.	.....	280/163

*Primary Examiner*—A. Hugo Word



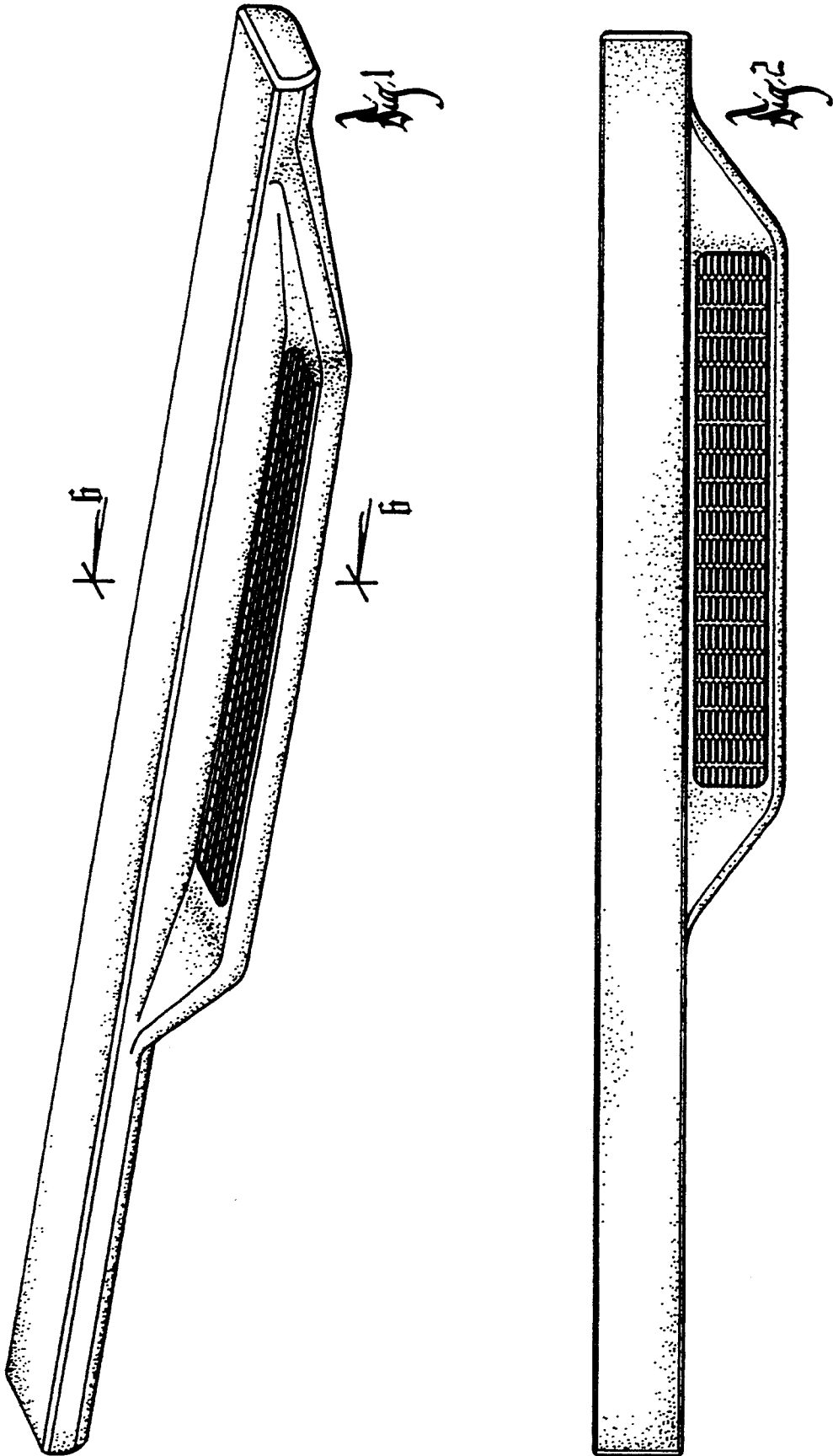




Fig. 3

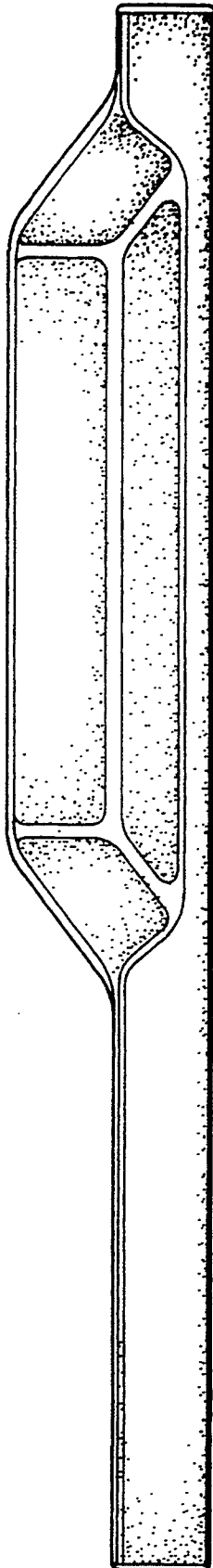


Fig. 4



Fig. 5



Fig. 6