

United States Patent [19]

Stuetzer et al.

[11] **Des. 262,662**

[45] **** Jan. 12, 1982**

[54] **LIGHTER**

[75] **Inventors:** Franz A. Stuetzer, Muehlheim; Bernd Figur, Rodgau, both of Fed. Rep. of Germany

[73] **Assignee:** Rowenta-Werke, GmbH, Offenbach am Main, Fed. Rep. of Germany

[**] **Term:** 14 Years

[21] **Appl. No.:** 32,201

[22] **Filed:** Apr. 23, 1979

[30] **Foreign Application Priority Data**

Nov. 2, 1978 [DE] Fed. Rep. of Germany 510144

[51] **Int. Cl.** D27—05

[52] **U.S. Cl.** D27/42

[58] **Field of Search** D27/36, 39, 42;
431/124-143, 254, 255, 256, 277

[56]

References Cited

U.S. PATENT DOCUMENTS

D. 235,457 6/1975 Takashima D27/42
D. 239,776 5/1976 Goto D27/36

FOREIGN PATENT DOCUMENTS

2536881 3/1976 Fed. Rep. of Germany 431/255
2754639 1/1979 Fed. Rep. of Germany 431/255

Primary Examiner—Susan J. Lucas

Attorney, Agent, or Firm—George R. Clark; Neil M. Rose; Russell L. McIlwain

[57]

CLAIM

The ornamental design for a lighter, as shown and described.

DESCRIPTION

FIG. 1 is a perspective view including the front, top, and one side of a lighter showing our new design; FIG. 2 is a front elevational view thereof; FIG. 3 is a rear elevational view thereof; FIG. 4 is an elevational view of the side opposite that shown in FIG. 1; FIG. 5 is a top plan view thereof; and FIG. 6 is a bottom plan view thereof.




FIG. 1

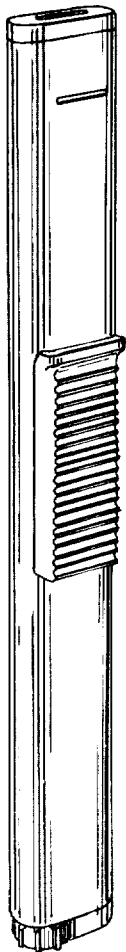


FIG. 2

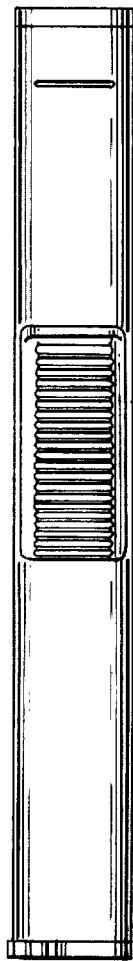


FIG. 3




FIG. 4



FIG. 5




FIG. 6