

May 1, 1956

S. KAMIN

2,744,186

BED POST LIGHT

Filed June 26, 1953

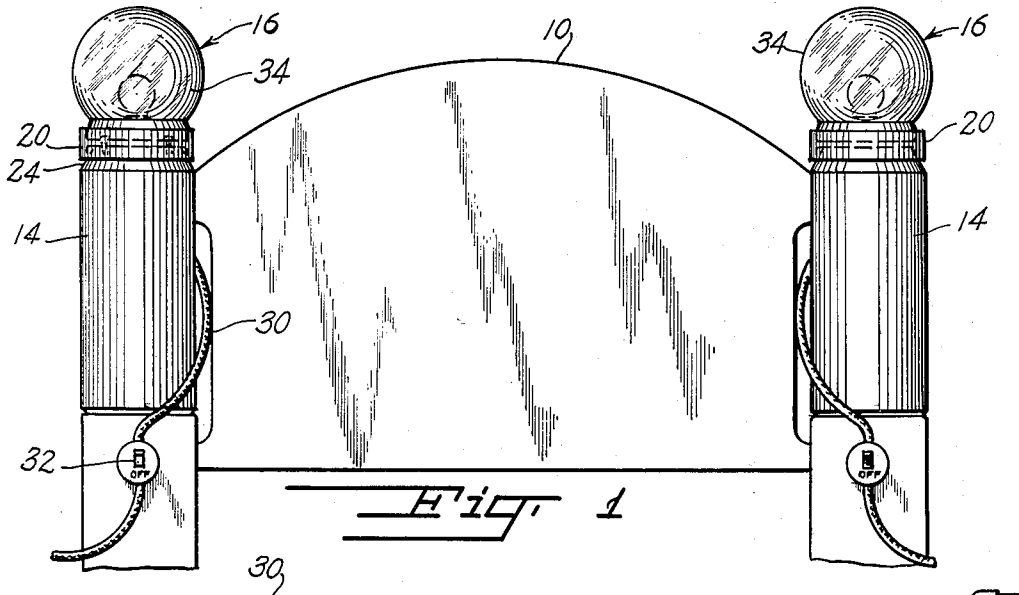


Fig. 1

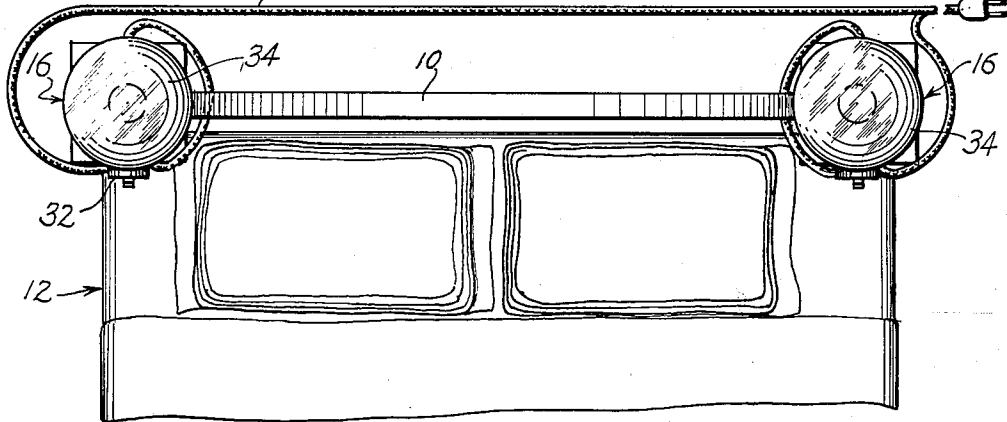


Fig. 2

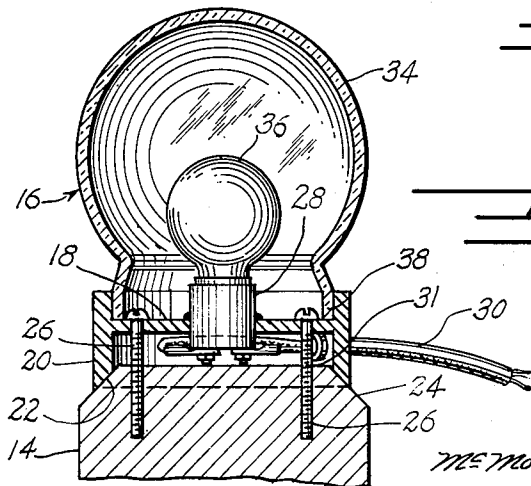


Fig. 3

INVENTOR.
Sam Kamin
BY

ME Morrow, Berman + Davidson
ATTORNEYS

1

2,744,186

BED POST LIGHT

Sam Kamin, Houston, Tex.

Application June 26, 1953, Serial No. 364,355

1 Claim. (Cl. 240-4)

This invention is a light fixedly mountable on the upper end of a bed post of conventional design. Among important objects of the invention are the following:

First, to provide a bed post light designed to harmonize with the post on which it is mounted;

Second, to provide a bed post light wherein the means fixedly connecting the same to the bed post will be wholly concealed;

Third, to provide a light as stated which can be mountable upon a bed post of conventional design, without requiring modification of the shape of the post; and

Fourth, to provide a bed post light which can be manufactured at relatively low cost.

Other objects will appear from the following description, the claim appended thereto, and from the annexed drawing, in which like reference characters designate like parts throughout the several views, and wherein:

Figure 1 is an elevational view of the headboard assembly of a bed, equipped with bed post lights formed in accordance with the present invention;

Figure 2 is a top plan view of said headboard assembly and of the lights; and

Figure 3 is a longitudinal sectional view through the bed post light, the post on which the light is mounted being illustrated fragmentarily and in section.

At 10 I have designated the headboard of a conventional bed 12 having, at opposite ends of the headboard, upstanding posts 14.

The invention has been designated generally at 16, and includes a base integrally formed with a flat, circular body overlying and spaced above the upper end surface of post 14. Integrally formed upon the flat body is a peripheral flange 20 having a lower edge portion depending from the main plane of the body. The bottom edge of said lower edge portion is beveled as at 22, complementarily to the beveled surface 24 extending circumferentially of the upper end of post 14.

In the body of the base I provide a plurality of openings through which extend fastening screws 26, said screws being spaced inwardly from the flange 20. The screws 26 extend into the post 14, thus to fixedly connect the base to said post.

Formed centrally in the body of the base is a large opening in which is fixedly mounted a conventional lamp socket 28. A lamp cord 30 extends from said socket, through an opening 31 formed in the lower edge portion of the flange 20. A switch 32, mountable upon the bed post in the illustrated example of the invention, controls the flow of electricity through the socket.

A shade element has been designated by the reference numeral 34, and in the illustrated embodiment of the invention is of globular formation, said shade element having a depending, circular neck portion (Figure 3). The

2

shade element is adapted to shield a lamp bulb 36 mounted in socket 28.

The depending neck portion of the shade element has been designated by the reference numeral 38, and as shown in Figure 3, said portion is engaged against the inner surface of the upwardly projected upper edge portion of the flange 20. Said upper edge portion of the flange cooperates with the body of the base in defining a cup-like formation upon the base receiving the shade element. When the shade element is mounted upon the base, it will conceal the screws 26, since these are spaced inwardly from the neck portion 38.

Of course, the particular contour, design, shape, and color of the shade element or bowl 34 can be varied, according to the contour, design, shape, or color of the bed post on which the light is to be used.

It is believed apparent that the invention is not necessarily confined to the specific use or uses thereof described above, since it may be utilized for any purpose to which it may be suited. Nor is the invention to be necessarily limited to the specific construction illustrated and described, since such construction is only intended to be illustrative of the principles of operation and the means presently devised to carry out said principles, it being considered that the invention comprehends any minor change in construction that may be permitted within the scope of the appended claim.

What is claimed is:

The combination, with a bed post having a beveled surface extending circumferentially of the upper end thereof, of a bed post light comprising: a one-piece base including a flat, circular body overlying and spaced above the upper end of the post, and a peripheral flange on the body formed as a vertical cylinder constant in inner and outer diameter from end to end thereof, the plane of the body intersecting the cylinder normally to the cylinder axis intermediate opposite ends of the cylinder, whereby to define on the cylinder between said plane and the lower end of the cylinder a lower end portion of the cylinder depending from the body, said lower end portion being believed at its bottom edge complementarily to the beveled surface of the post to engage the post with the base centered thereupon, said body having a large center opening and a plurality of smaller openings spaced from the center of the body, the intersection of the plane of the body with said cylinder further defining on the cylinder an upper end portion projecting upwardly from the body to cooperate with the body in defining a cup-like formation upon the base; a lamp socket mounted in said center opening; a shade element having a depending circular neck portion engaging in said cup-like formation; and screws extending through the smaller openings and threaded in the upper end of the post with their heads bearing against the upper surface of the body.

References Cited in the file of this patent

UNITED STATES PATENTS

819,068	Ives	May 1, 1906
1,060,375	Stoehr	Apr. 29, 1913
1,084,261	Ewing	Jan. 13, 1914
1,263,606	Startor	Apr. 23, 1918
1,568,930	Symmes	Jan. 5, 1926
1,703,698	Whelan	Feb. 26, 1929
1,886,634	Brown	Nov. 8, 1932
1,904,121	Stetner	Apr. 18, 1933