

(No Model.)

W. B. PELLETT.
TABLE OR OTHER LEGGED ARTICLE.

No. 434,456.

Patented Aug. 19, 1890.

Fig. 1.

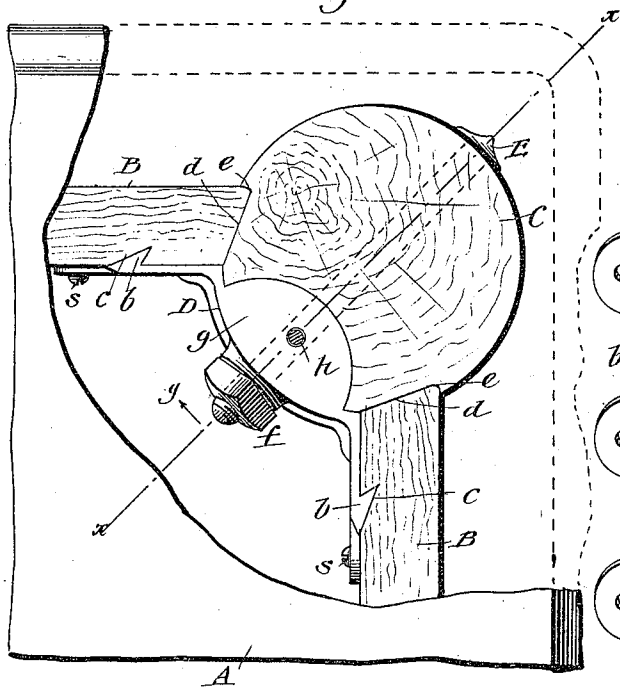


Fig. 3.

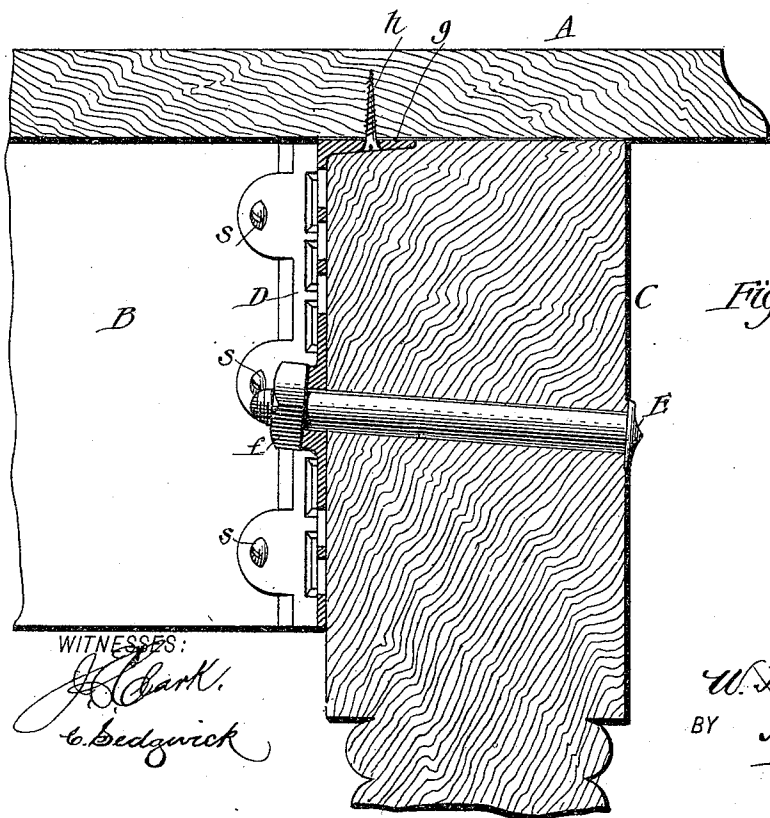
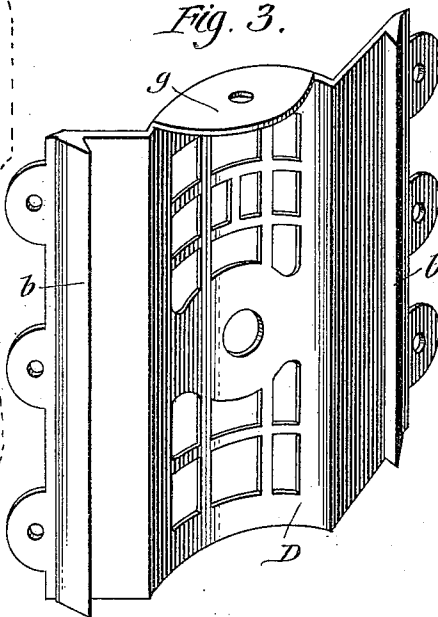


Fig. 2.

WITNESSES:

J. Clark.
G. Bedgwick

INVENTOR:

W. B. Pellett
BY *Munn & Co.*

ATTORNEYS

UNITED STATES PATENT OFFICE.

WILLIAM B. PELLETT, OF FLINT, MICHIGAN.

TABLE OR OTHER LEGGED ARTICLE.

SPECIFICATION forming part of Letters Patent No. 434,456, dated August 19, 1890.

Application filed October 17, 1889. Serial No. 327,326. (No model.)

To all whom it may concern:

Be it known that I, WILLIAM B. PELLETT, of Flint, in the county of Genesee and State of Michigan, have invented a new and useful Improvement in Tables and other Legged Articles, of which the following is a full, clear, and exact description.

This invention relates to tables, stands, desks of different kinds, and other articles having legs or posts to support them; and the invention consists in a special knockdown construction of such articles so far as their legs—which are made detachable—are concerned, and in a special construction of the corners or portions of the articles to which said legs are attached, including the means used to secure the whole together, substantially as hereinafter described, and pointed out in the claims.

Reference is to be had to the accompanying drawings, forming a part of this specification, in which similar letters of reference indicate corresponding parts in all the figures.

Figure 1 represents a plan view of one corner portion of a table in part with a detachable leg having my invention applied, the bed or top portion being broken away to expose the leg and its attachments. Fig. 2 is a vertical section upon the line *x x* in Fig. 1, looking in the direction of the arrow *y*; and Fig. 3 is a view in perspective, as seen from its back, of a corner-securing plate forming part of my invention.

A indicates one corner portion of the bed or top of the table; B B, two of the rails, in part, upon which as a frame the bed rests, and C the leg belonging to said corner, and which may either be round, square, octagon, or any other style or shape.

D is the corner-securing plate arranged upon the inside of the rails B B, extending downward from the under side of the bed A and hugging the inner surface of the leg C between the rails. This plate, while secured to the rails by screws *s s*, is constructed down its vertical portions which fit against the inside of the rails with hook-shaped lips *b b*, that enter correspondingly-shaped grooves or pockets *c c*, made in the rails, and which prevent the plate from tearing out, as it would be apt to do if simply secured to the rails by nails or screws. Such construction therefore

materially stiffens the frame. Furthermore, the rails B B are made with beveled ends *d d*, which fit into correspondingly-shaped pockets *e e* in the leg C, so that upon passing a securing-bolt E through the leg and plate D the nut *f* on the end of the bolt will, upon being screwed up, draw the leg firmly against the rails, and the pockets *e e* will have the effect of holding the rails in place and of preventing them from spreading. The plate D is also made with an upper lip *g*, which provides for securing the bed or top A, as by a screw *h*, firmly to the frame over the leg, and which cannot be done under other constructions in which the holding-screws for the bed are put into the rails and cannot be put into the corner over the leg, as is here done. Again, unlike other corner constructions in which the leg is detachable and the bolt securing it only grasps the leg at the center of its thickness by suitably constructing or routing out the leg for the purpose, the bolt E in my case passes entirely through the leg, and, moreover, is set inclining from a horizontal position in an upward direction toward the plate side of the leg, with the portion of the plate D on which the nut *f* rests made to correspondingly incline, so that upon screwing up the bolt it will not only draw the leg against the rails, but also draw the leg up against the bed, which materially adds to the firmness of the whole structure.

Having thus described my invention, what I claim as new, and desire to secure by Letters Patent, is—

1. The combination, with the top, side rails, and the apertured corner-securing plate connecting the adjacent ends of said rails, of the leg fitting against the said plate and ends of the rails and provided with a bolt-aperture inclined downwardly from its inner to its outer face, and a bolt extending entirely through said inclined aperture and the aperture in the plate, and provided with a nut bearing against the inner face of the corner-plate, whereby when the nut is tightened the leg will be pressed inwardly and upwardly, substantially as set forth.

2. In tables and other articles having detachable corner legs or supports, a top or upper bed, and rails upon the under side of said bed or top forming a frame for the latter to

rest upon, the combination, with the said bed
or top and either detachable leg C, having
pockets *e e* with beveled sides in its sides, of
the rails B B, having beveled ends arranged
5 to fit said pockets *e* and having hook-shaped
pockets *c* in their inner sides, the corner-se-
curing plate D, having hook-shaped sides, lips
b b, fitting the pockets *e* in the rails, and the
inclined screw-bolt E, passed at a downward
10 and outward incline entirely through said

plate and leg, and having a nut whereby when
the nut is tightened the ends of the rails will
be drawn tightly into the pockets *e* and the leg
drawn upward against the top or bed, sub-
stantially as set forth.

WILLIAM B. PELLETT.

Witnesses:

JARED VAN VLEET,
NORWIN E. JOHNSON.