



US00D391488S

United States Patent [19]

[11] Patent Number: Des. 391,488

Klima, Jr. et al.

[45] Date of Patent: **Mar. 3, 1998

[54] **SPRAY BOTTLE**

[75] Inventors: **Walter F. Klima, Jr.**, Travelers Rest, S.C.; **William L. Klima**, Stafford, Va.

[73] Assignee: **Sprayex L.L.C.**, Stafford, Va.

[**] Term: **14 Years**

[21] Appl. No.: **66,179**

[22] Filed: **Feb. 3, 1997**

[51] **LOC (6) Cl.** **09-01**

[52] **U.S. Cl.** **D9/524; D9/523; D9/543**

[58] **Field of Search** **D9/300, 523, 524, D9/526, 543, 347; 222/136, 130, 382, 383.1; 239/333**

[56] **References Cited**

U.S. PATENT DOCUMENTS

- D. 328,422 8/1992 Fuchs et al. D9/523
- D. 356,036 3/1995 Hoyt D9/523

- D. 362,806 10/1995 Mason et al. D9/524
- D. 363,020 10/1995 Mason et al. D9/524 X
- D. 372,428 8/1996 Malmquist D9/523
- 4,705,191 11/1987 Itzel 222/136
- 4,832,230 5/1989 Janowife 222/136
- 5,439,141 8/1995 Clark et al. 222/383.1

Primary Examiner—Lucy Lieberman
Attorney, Agent, or Firm—Klima & Pezzlo, P.C.

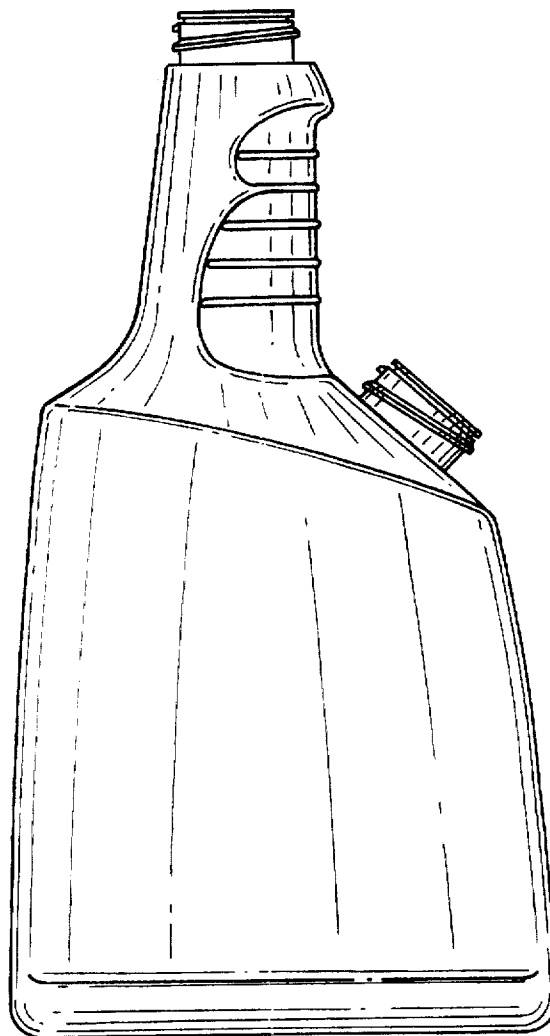
[57] **CLAIM**

The ornamental design for a spray bottle, as shown and described.

DESCRIPTION

FIG. 1 is a perspective view of the present invention; FIG. 2 is an end elevational view; FIG. 3 is a bottom planar view; FIG. 4 is a side elevational view; FIG. 5 is an opposite end elevational view; and, FIG. 6 is a top planar view.

1 Claim, 2 Drawing Sheets



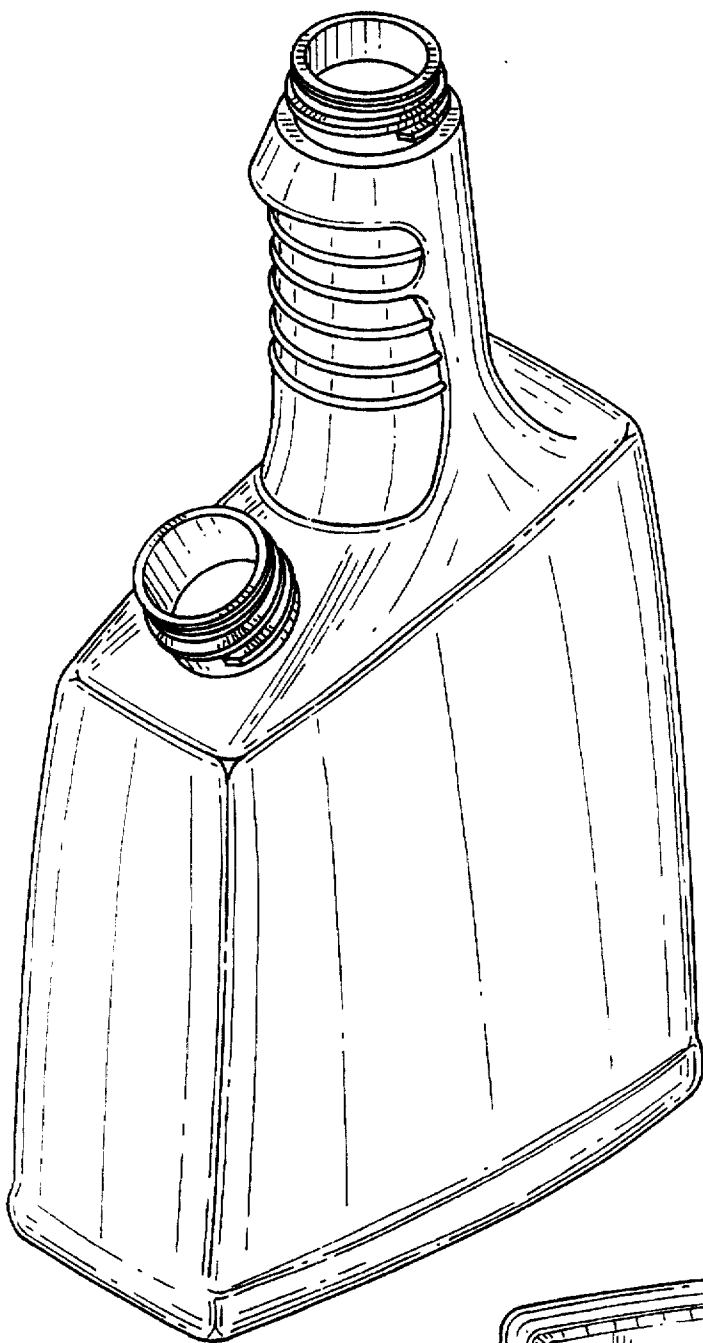


FIG. 1

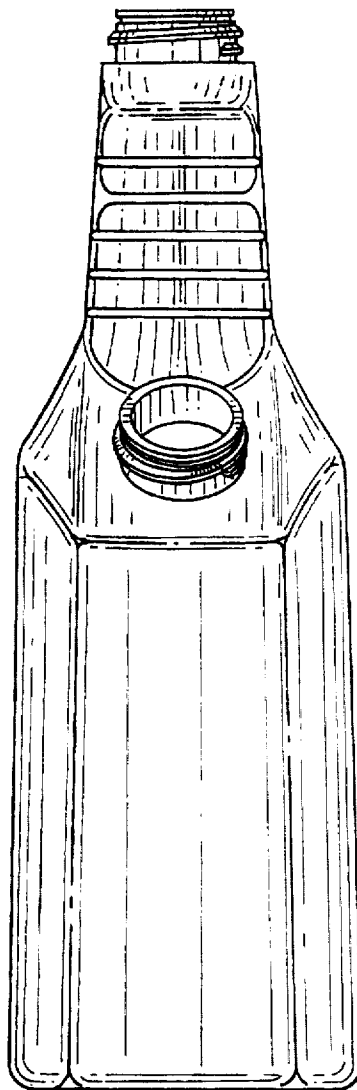


FIG. 2

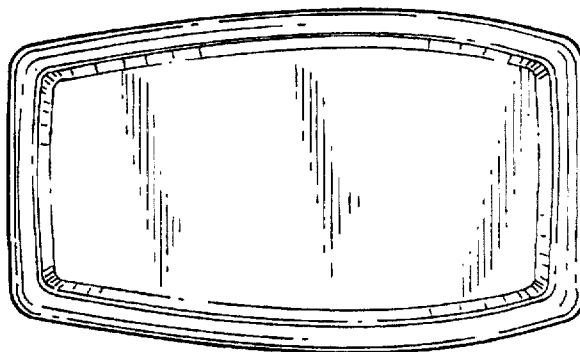


FIG. 3

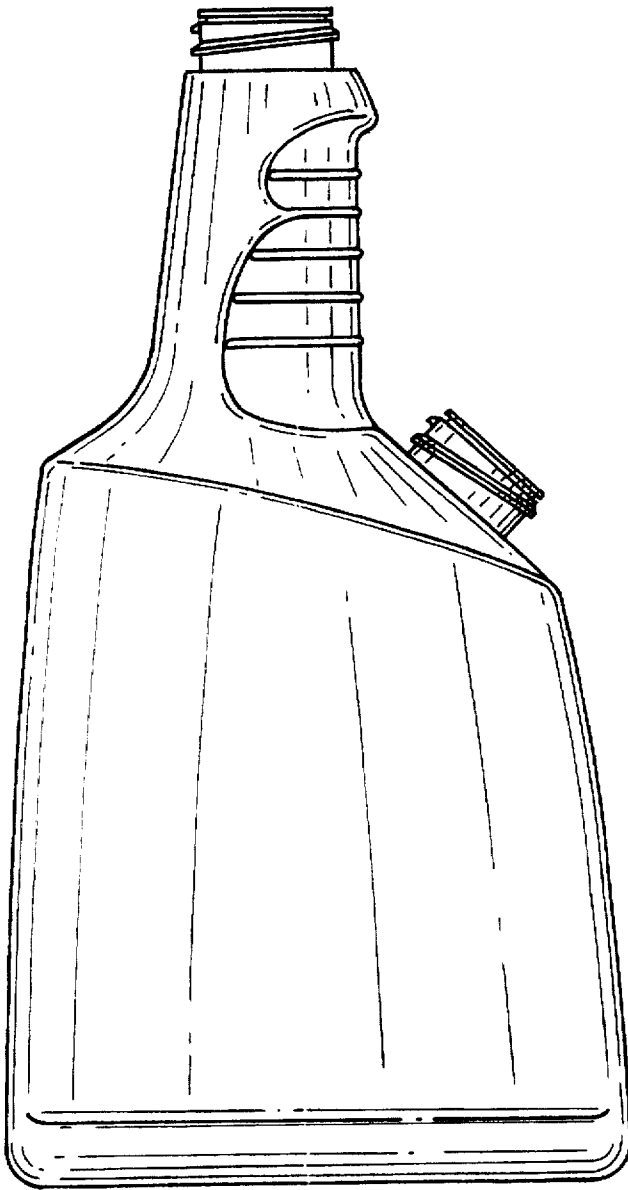


FIG. 4

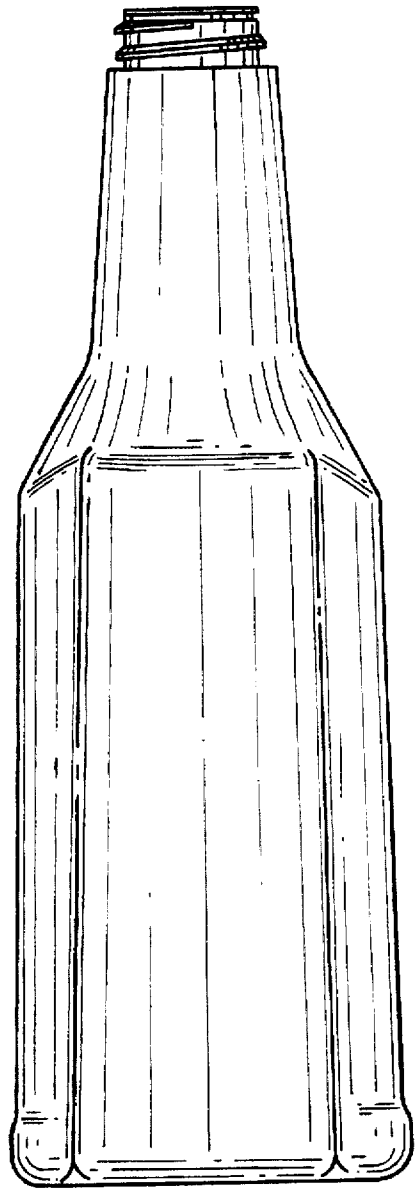


FIG. 5

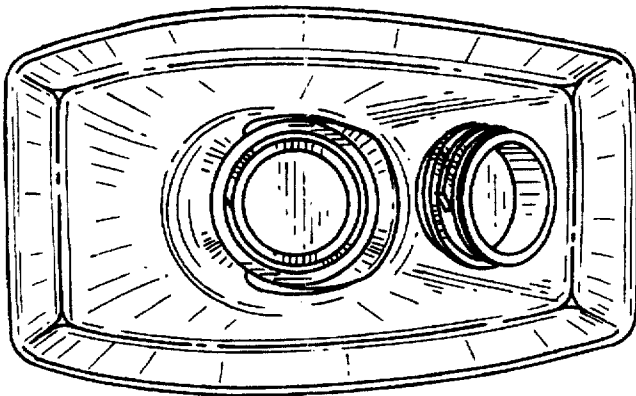


FIG. 6