



US00D951404S

(12) **United States Design Patent**  
**Thorne et al.**

(10) **Patent No.:** **US D951,404 S**

(45) **Date of Patent:** **\*\* May 10, 2022**

- (54) **LAVATORY BASIN**
- (71) Applicant: **Bradley Fixtures Corporation**,  
Menomonee Falls, WI (US)
- (72) Inventors: **Scott Joseph Thorne**, Chicago, IL  
(US); **Hyunchul Kim**, Chicago, IL  
(US); **William L. Haas**, Richfield, WI  
(US); **Cassandra Anne Schneider**,  
Oconomowoc, WI (US)
- (73) Assignee: **Bradley Fixtures Corporation**,  
Menomonee Falls, WI (US)
- (\*\*) Term: **15 Years**
- (21) Appl. No.: **29/814,978**
- (22) Filed: **Nov. 10, 2021**

- D745,951 S \* 12/2015 Schonherr ..... D23/284
- D803,996 S \* 11/2017 Brandli ..... D23/293.1
- D804,621 S \* 12/2017 Brandli ..... D23/293.1
- D809,634 S \* 2/2018 Brandli ..... D23/284
- D810,896 S \* 2/2018 Streng ..... D23/293.1
- D810,897 S \* 2/2018 Streng ..... D23/293.1
- D813,996 S \* 3/2018 Wieser ..... D23/284
- D814,613 S \* 4/2018 Taylor ..... D23/284
- D823,445 S \* 7/2018 Adkison ..... D23/290

(Continued)

*Primary Examiner* — Robert A Delehanty

(74) *Attorney, Agent, or Firm* — Bovle Fredrickson, S.C.

(57) **CLAIM**

The ornamental design for a lavatory basin, substantially as shown and described.

**DESCRIPTION**

FIG. 1 is a front, raised perspective view of a lavatory basin according to the invention;  
 FIG. 2 is a front view of the lavatory basin according to FIG. 1;  
 FIG. 3 is a rear view of the lavatory system according to FIG. 1;  
 FIG. 4 is a left side view of the lavatory system according to FIG. 1;  
 FIG. 5 is a right side view of the lavatory system according to FIG. 1;  
 FIG. 6 is a top view of the lavatory system according to FIG. 1;  
 FIG. 7 is a bottom view of the lavatory system according to FIG. 1; and,  
 FIG. 8 is a cross-sectional view of the lavatory system according to FIG. 6 taken along line 8-8.

The broken lines shown in the drawings form no part of the claimed design. The surface shading illustrated in the drawings is provided merely to highlight the contour of the design and is not part of the claimed design. All surfaces not shown form no part of the claimed design.

**1 Claim, 7 Drawing Sheets**

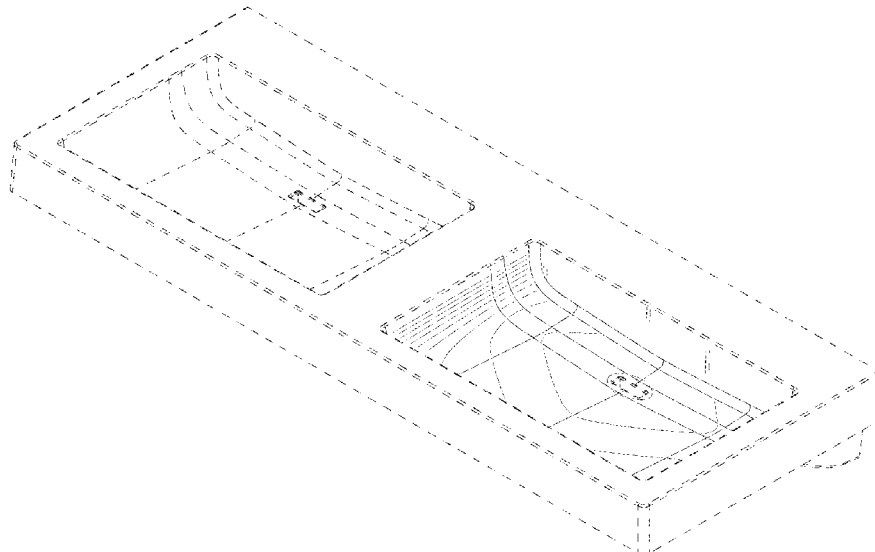
**Related U.S. Application Data**

- (62) Division of application No. 29/728,123, filed on Mar. 16, 2020, now Pat. No. Des. 939,678.
- (51) **LOC (13) Cl.** ..... **23-02**
- (52) **U.S. Cl.**  
USPC ..... **D23/284**
- (58) **Field of Classification Search**  
USPC ..... D23/284, 286–287, 290, 292, 293.1, 308  
CPC ..... A47K 1/04; A47B 77/06  
See application file for complete search history.

**References Cited**

**U.S. PATENT DOCUMENTS**

- D659,811 S \* 5/2012 Licini ..... D23/293.1
- D697,185 S \* 1/2014 Spangler ..... D23/292
- D700,686 S \* 3/2014 Spangler ..... D23/293.1
- D710,978 S \* 8/2014 Spangler ..... D23/293.1
- D721,426 S \* 1/2015 Bartlett ..... D23/290
- D735,837 S \* 8/2015 Bartlett ..... D23/290
- D745,120 S \* 12/2015 Adkison ..... D23/284
- D745,122 S \* 12/2015 Schonherr ..... D23/284



(56)

**References Cited**

U.S. PATENT DOCUMENTS

D825,038	S	*	8/2018	Corpuz	.....	D23/293.1
D841,785	S	*	2/2019	Adkison	.....	D23/284
D849,213	S	*	5/2019	Wano	.....	D23/293.1
RE47,467	E	*	7/2019	Bartlett	.....	A47K 1/04
						D23/290
D861,143	S	*	9/2019	Taylor	.....	D23/308
D865,923	S	*	11/2019	Wieser	.....	D23/284
D869,622	S	*	12/2019	Streng	.....	D23/290
D869,623	S	*	12/2019	Belozerova	.....	D23/290
D890,311	S	*	7/2020	Belozerova	.....	D23/290

\* cited by examiner

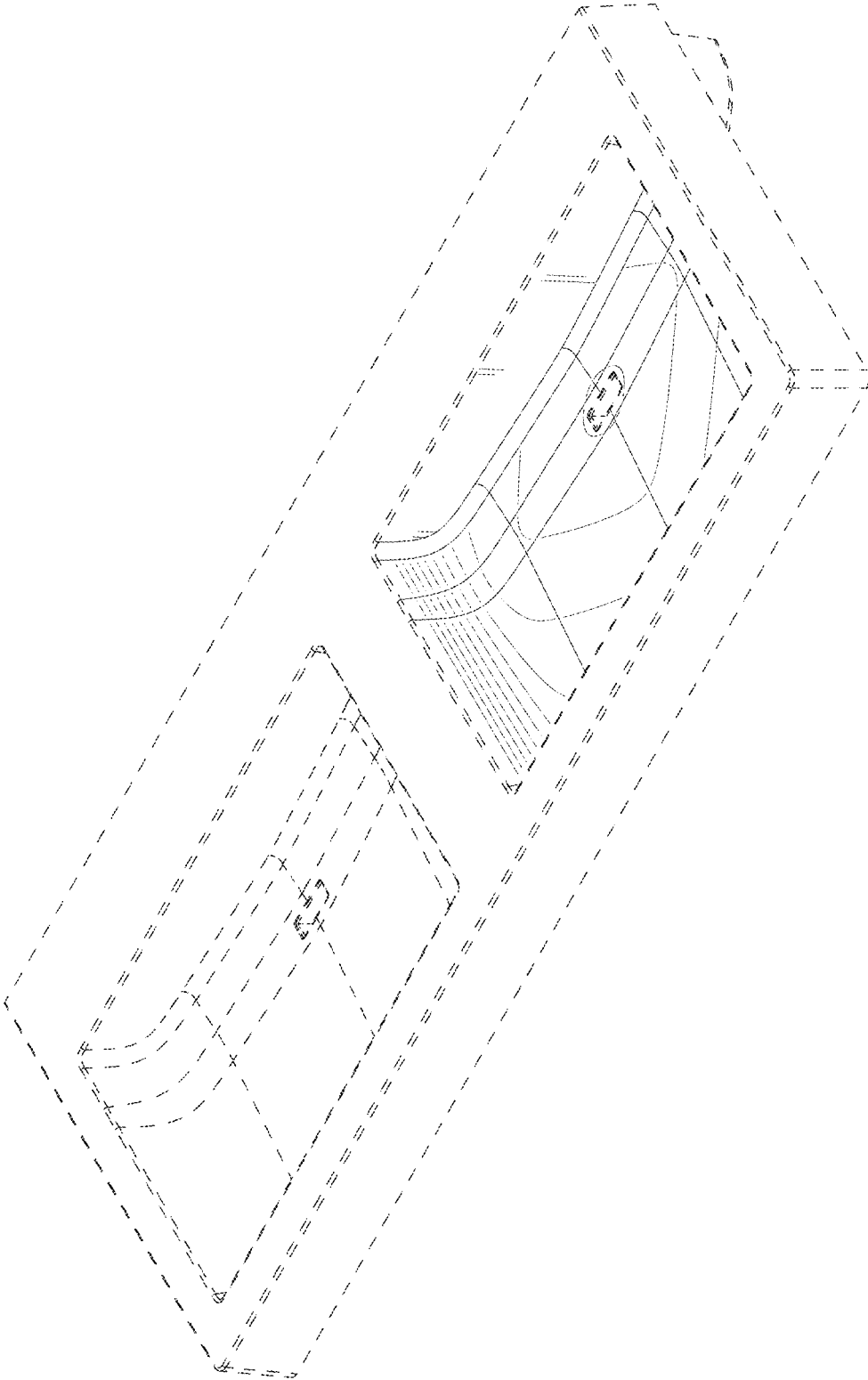


FIG. 1




FIG. 2




FIG. 3




FIG. 4




FIG. 5

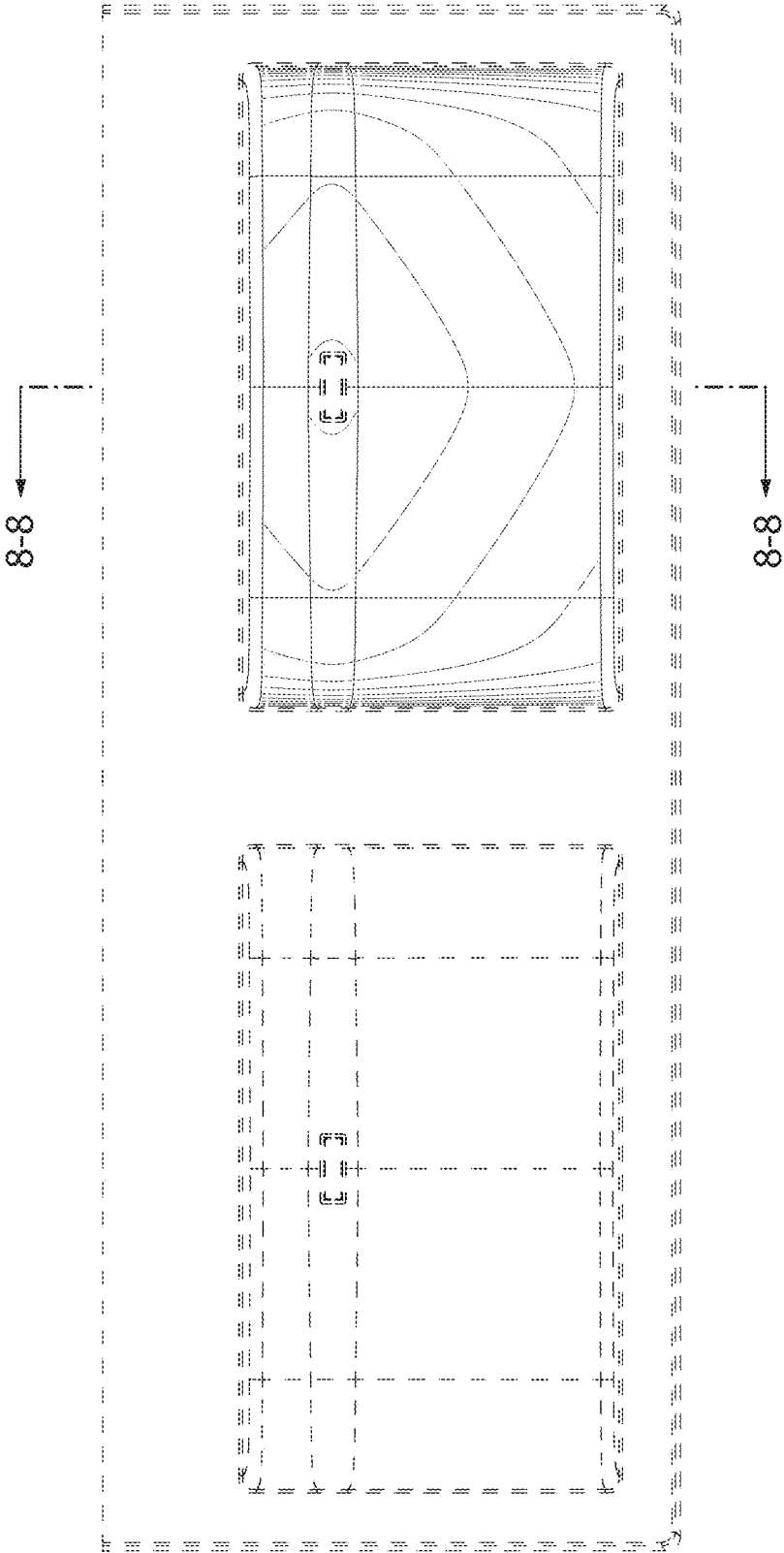


FIG. 6

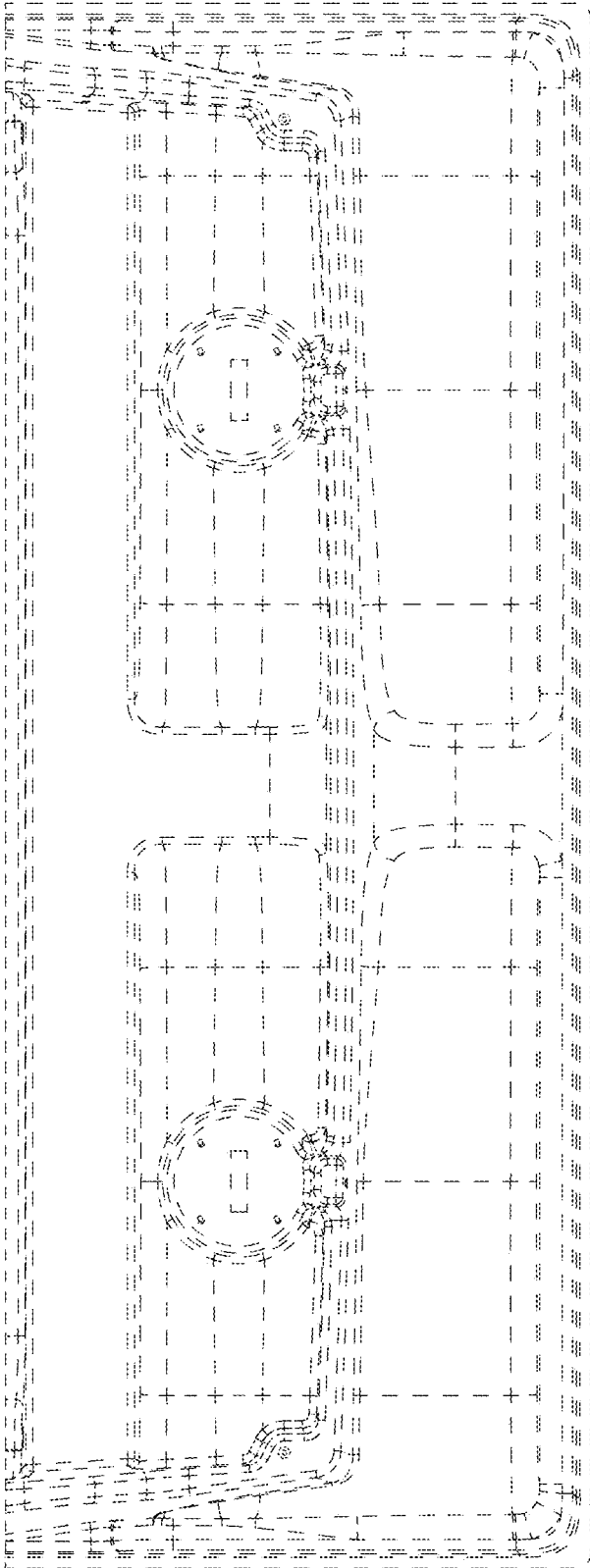


FIG. 7



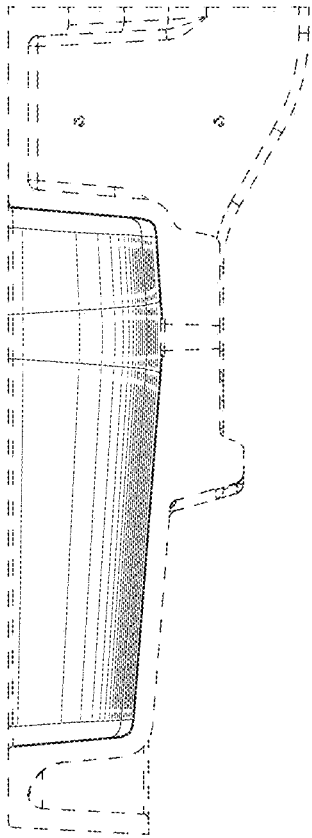


FIG. 8