



US00D595684S

(12) **United States Design Patent**
Ganley et al.

(10) **Patent No.:** **US D595,684 S**

(45) **Date of Patent:** **** Jul. 7, 2009**

(54) **TRANSMITTER**

(75) Inventors: **Richard Ganley**, Surrey (GB); **Ming Chih Chang**, Taipei (TW); **Tsung Yi Lee**, Taipei (TW)

(73) Assignee: **TOA Corp.**, Kobe-Shi (JP)

(**) Term: **14 Years**

(21) Appl. No.: **29/302,992**

(22) Filed: **Jan. 30, 2008**

(51) **LOC (9) Cl.** **14-03**

(52) **U.S. Cl.** **D14/155**

(58) **Field of Classification Search** D14/167,
D14/154, 168, 188, 496, 156, 160, 161, 162,
D14/163, 164, 165, 158, 341, 346, 342, 345,
D14/155, 218, 225; D16/208; D26/38; 455/351,
455/350; D10/104, 106, 65

See application file for complete search history.

(56) **References Cited**

U.S. PATENT DOCUMENTS

- 4,899,135 A * 2/1990 Ghahariiran 340/573.4
- D387,765 S * 12/1997 Brassard D14/217
- D390,233 S * 2/1998 Zeitman D14/194
- D395,433 S * 6/1998 Kee D14/192
- D404,034 S * 1/1999 Bhavnani D14/194
- D430,052 S * 8/2000 Nowak D10/104
- D436,350 S * 1/2001 Cowan et al. D14/188

- D451,896 S * 12/2001 Kim D14/137
- D496,346 S * 9/2004 Fuss et al. D14/188
- D496,347 S * 9/2004 Choi et al. D14/191
- D508,215 S * 8/2005 Grygo D10/78
- D519,101 S * 4/2006 Alwicker et al. D14/188
- D540,774 S * 4/2007 Alwicker et al. D14/155
- D579,913 S * 11/2008 Lamason D14/159
- D589,490 S * 3/2009 Thusbass D14/155

* cited by examiner

Primary Examiner—Cathron C Brooks

Assistant Examiner—Austin Murphy

(74) *Attorney, Agent, or Firm*—Fox Rothschild LLP

(57) **CLAIM**

The ornamental design for a transmitter, as shown.

DESCRIPTION

FIG. 1 is a front perspective view of a transmitter showing our new design;

FIG. 2 is a rear perspective view thereof;

FIG. 3 is a front view thereof;

FIG. 4 is a rear view thereof;

FIG. 5 is a top plan view thereof;

FIG. 6 is a bottom plan view thereof;

FIG. 7 is a right side view thereof; and,

FIG. 8 is a left side view thereof.

1 Claim, 6 Drawing Sheets

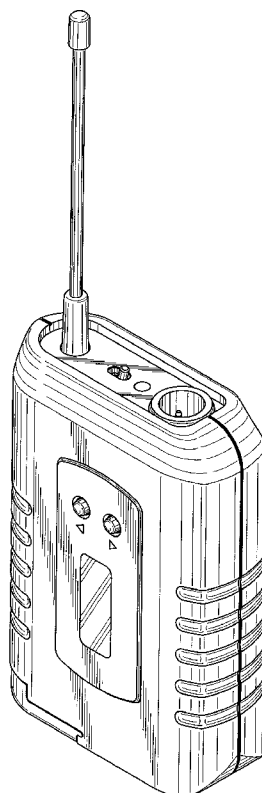


FIG. 1

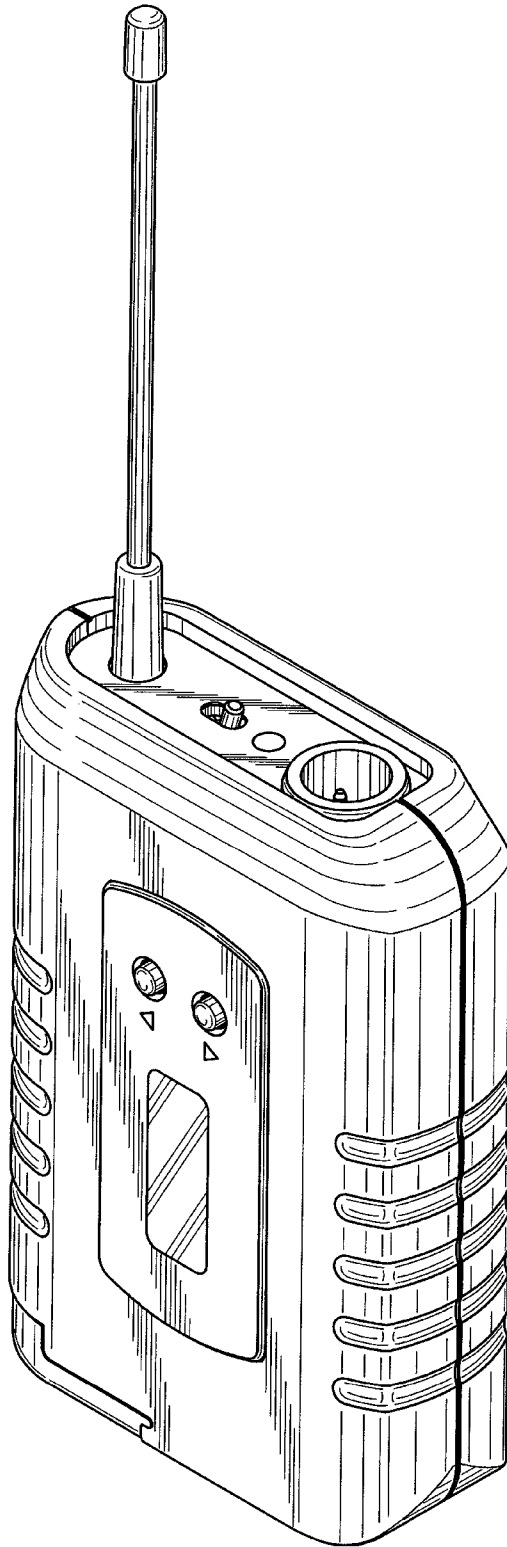


FIG. 2

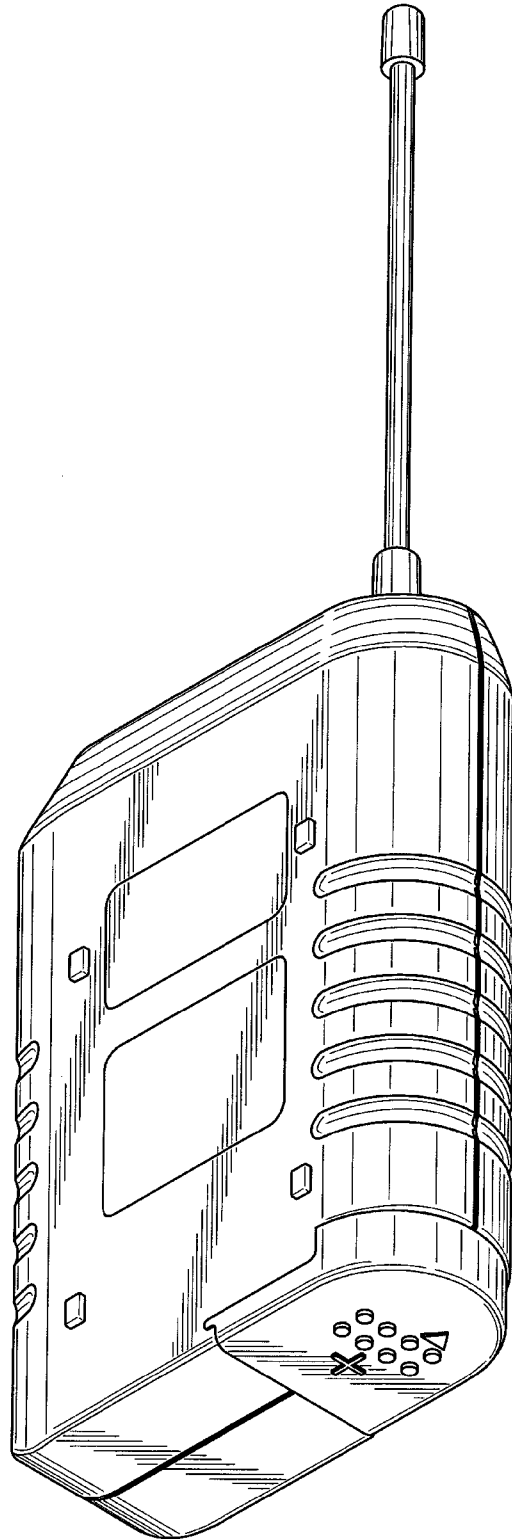


FIG. 3

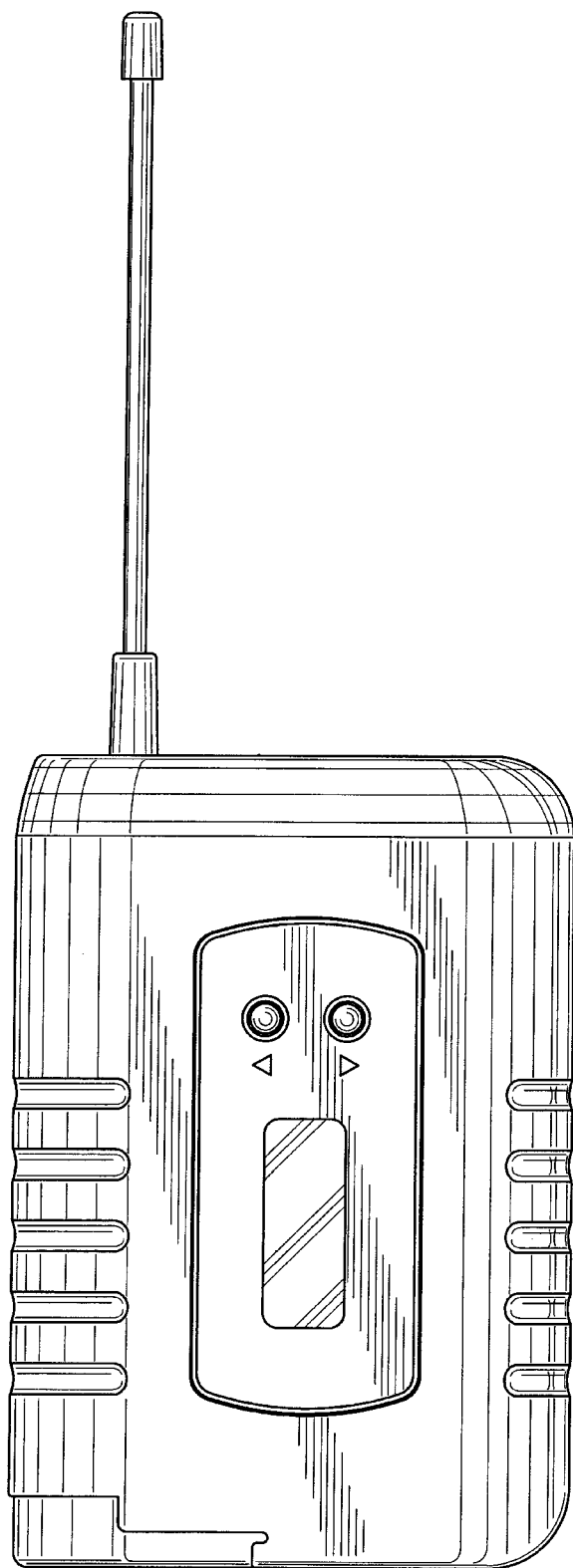


FIG. 4

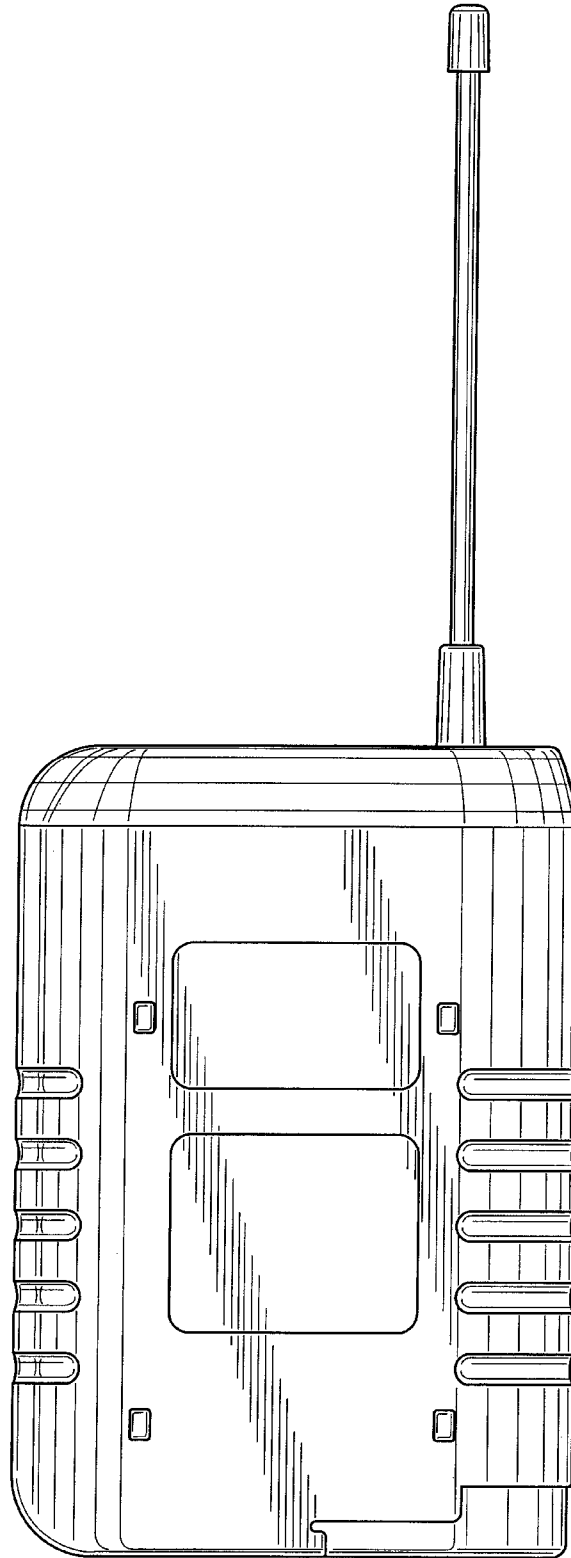


FIG. 5

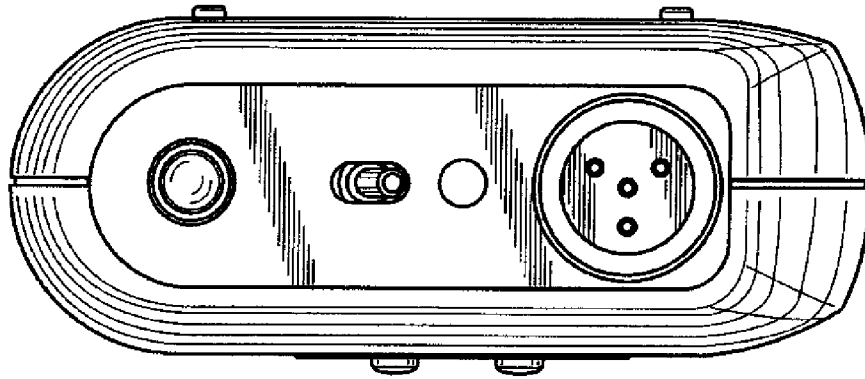


FIG. 6

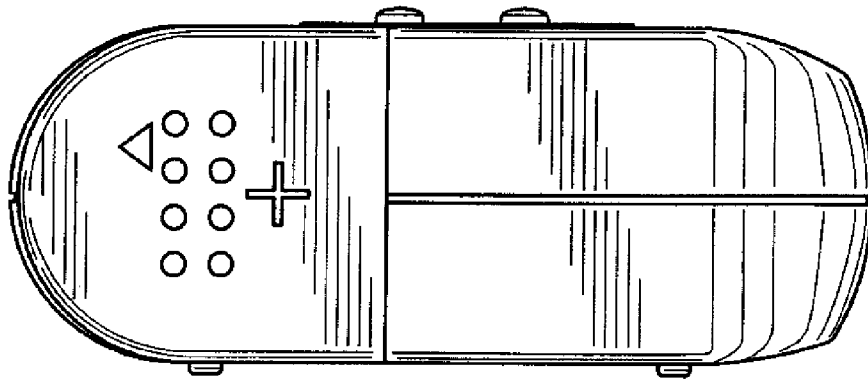


FIG. 7

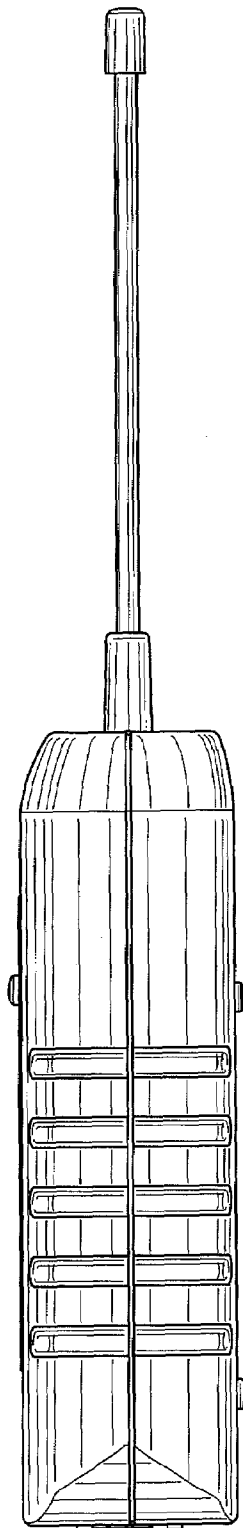


FIG. 8

