

(19) World Intellectual Property
Organization
International Bureau



(43) International Publication Date
18 November 2004 (18.11.2004)

PCT

(10) International Publication Number
WO 2004/099179 A1

(51) International Patent Classification⁷: **C07D 401/12**,
A61K 31/4709, 31/497, A61P 9/10, 9/12

(DE). **WELLER, Thomas** [CH/CH]; Hölzlistrasse 58,
CH-4102 Binningen (CH).

(21) International Application Number:
PCT/EP2004/004716

(74) Agent: **HOFMANN, Dieter**; Therwilerstrasse 87,
CH-4123 Reinach (CH).

(22) International Filing Date: 4 May 2004 (04.05.2004)

(25) Filing Language: English

(26) Publication Language: English

(30) Priority Data:
PCT/EP03/04774 7 May 2003 (07.05.2003) EP

(81) Designated States (unless otherwise indicated, for every
kind of national protection available): AE, AG, AL, AM,
AT, AU, AZ, BA, BB, BG, BR, BW, BY, BZ, CA, CH, CN,
CO, CR, CU, CZ, DE, DK, DM, DZ, EC, EE, EG, ES, FI,
GB, GD, GE, GH, GM, HR, HU, ID, IL, IN, IS, JP, KE,
KG, KP, KR, KZ, LC, LK, LR, LS, LT, LU, LV, MA, MD,
MG, MK, MN, MW, MX, MZ, NA, NI, NO, NZ, OM, PG,
PH, PL, PT, RO, RU, SC, SD, SE, SG, SK, SL, SY, TJ, TM,
TN, TR, TT, TZ, UA, UG, US, UZ, VC, VN, YU, ZA, ZM,
ZW.

(71) Applicant (for all designated States except US): **ACTE-
LION PHARMACEUTICALS LTD** [CH/CH]; Gewerbe-
strasse 16, CH-4123 Allschwil (CH).

(84) Designated States (unless otherwise indicated, for every
kind of regional protection available): ARIPO (BW, GH,
GM, KE, LS, MW, MZ, NA, SD, SL, SZ, TZ, UG, ZM,
ZW), Eurasian (AM, AZ, BY, KG, KZ, MD, RU, TJ, TM),
European (AT, BE, BG, CH, CY, CZ, DE, DK, EE, ES, FI,
FR, GB, GR, HU, IE, IT, LU, MC, NL, PL, PT, RO, SE, SI,
SK, TR), OAPI (BF, BJ, CF, CG, CI, CM, GA, GN, GQ,
GW, ML, MR, NE, SN, TD, TG).

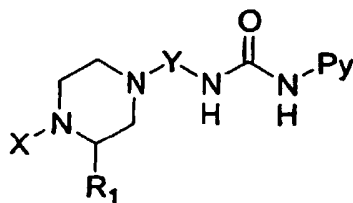
(72) Inventors; and

(75) Inventors/Applicants (for US only): **AISSAOUL, Hamed**
[FR/FR]; 4, allée des Griottes, F-68840 Pulversheim (FR).
BINKERT, Christoph [CH/CH]; In den Ziegelhoffen 89,
CH-4054 Basel (CH). **CLOZEL, Martine** [FR/CH]; Win-
terhalde 3b, CH-4102 Binningen (CH). **MATHYS, Boris**
[CH/CH]; Baumgartenstrasse 839, CH-4622 Egerkingen
(CH). **MÜLLER, Claus** [DE/FR]; 4, rue de Buschwiller,
F-68220 Hegenheim (FR). **NAYLER, Oliver** [CH/CH];
Hangstrasse 1, CH-4144 Arlesheim (CH). **SCHERZ,
Michael** [US/CH]; Eigenweg 11, CH-4107 Ettingen (CH).
VELKER, Jorg [DE/DE]; Mauerstrasse 8, 79539 Lörrach

Published:
— with international search report

For two-letter codes and other abbreviations, refer to the "Guid-
ance Notes on Codes and Abbreviations" appearing at the begin-
ning of each regular issue of the PCT Gazette.

(54) Title: PIPERAZINE-ALKYL-UREIDO DERIVATIVES



General Formula 1

(57) Abstract: The invention relates to novel piperazine derivatives and related com-
pounds and their use as active ingredients in the preparation of pharmaceutical compo-
sitions. The invention also concerns related aspects including processes for the prepa-
ration of the compounds, pharmaceutical compositions containing one or more of those
compounds and especially their use as neurohormonal antagonists. (I)

WO 2004/099179 A1

PIPERAZINE-ALKYL-UREIDO DERIVATIVES

FIELD OF THE INVENTION

5 The present invention relates to novel 4-(piperazinyl-alkyl-ureido)-quinoline derivatives of the general formula 1 and their use as active ingredients in the preparation of pharmaceutical compositions. The invention also concerns related aspects including processes for the preparation of the compounds, pharmaceutical compositions containing one or more compounds of the general formula 1 and
10 especially their use as neurohormonal antagonists.

BACKGROUND OF THE INVENTION

Urotensin II is a cyclic 11-amino acid peptide neurohormone considered to be the most potent vasoconstrictor known, up to 28-fold more potent than endothelin-1. The effects of urotensin II are mediated through activation of a G-protein coupled
15 receptor, the UT receptor, also known as GPR14 or SENR (Ames RS, et al, "Human urotensin-II is a potent vasoconstrictor and agonist for the orphan receptor GPR14" *Nature* (1999) 401, 282-6. Mori M, Sugo T, Abe M, Shimomura Y, Kurihara M, Kitada C, Kikuchi K, Shintani Y, Kurokawa T, Onda H, Nishimura O, Fujino M. "Urotensin II is the endogenous ligand of a G-protein-coupled orphan
20 receptor, SENR (GPR14)" *Biochem. Biophys. Res. Commun.* (1999) 265,123-9. Liu Q, Pong SS, Zeng Z, et al, "Identification of urotensin II as the endogenous ligand for the orphan G-protein-coupled receptor GPR14" *Biochem. Biophys. Res. Commun.* (1999) 266, 174-178.) Urotensin II and its receptor are conserved across evolutionarily distant species, suggesting an important physiological role for
25 the system (Bern HA, Pearson D, Larson BA, Nishioka RS. "Neurohormones from fish tails: the caudal neurosecretory system. I. Urophysiology and the caudal neurosecretory system of fishes" *Recent Prog. Horm. Res.* (1985) 41, 533-552). In euryhaline fish, urotensin II has an osmoregulatory role, and in mammals urotensin II exerts potent and complex hemodynamic actions. The response to

- urotensin II is dependent on the anatomical source and species of the tissue being studied. (Douglas SA, Sulpizio AC, Piercy V, Sarau HM, Ames RS, Aiyar NV, Ohlstein EH, Willette RN. "Differential vasoconstrictor activity of human urotensin-II in vascular tissue isolated from the rat, mouse, dog, pig, marmoset and cynomolgus monkey" Br. J. Pharmacol. (2000) 131, 1262-1274. Douglas, SA, Ashton DJ, Sauermelch CF, Coatney RW, Ohlstein DH, Ruffolo MR, Ohlstein EH, Aiyar NV, Willette R "Human urotensin-II is a potent vasoactive peptide: pharmacological characterization in the rat, mouse, dog and primate" J. Cardiovasc. Pharmacol. (2000) 36, Suppl 1:S163-6).
- 5
- 10 Like other neurohormones, urotensin II has growth stimulating and profibrotic actions in addition to its vasoactive properties. Urotensin II increases smooth muscle cell proliferation, and stimulates collagen synthesis (Tzandis A, et al, "Urotensin II stimulates collagen synthesis by cardiac fibroblasts and hypertrophic signaling in cardiomyocytes via G(alpha)q- and Ras-dependent pathways" J. Am. Coll. Cardiol. (2001) 37, 164A. Zou Y, Nagai R, and Yamazaki T, "Urotensin II induces hypertrophic responses in cultured cardiomyocytes from neonatal rats" FEBS Lett (2001) 508, 57-60). Urotensin II regulates hormone release (Silvestre RA, et al, "Inhibition of insulin release by urotensin II-a study on the perfused rat pancreas" Horm Metab Res (2001) 33, 379-81). Urotensin II has direct actions on
- 15
- 20 atrial and ventricular myocytes (Russell FD, Molenaar P, and O'Brien DM "Cardiostimulant effects of urotensin-II in human heart in vitro" Br. J. Pharmacol. (2001) 132, 5-9). Urotensin II is produced by cancer cell lines and its receptor is also expressed in these cells. (Takahashi K, et al, "Expression of urotensin II and urotensin II receptor mRNAs in various human tumor cell lines and secretion of urotensin II-like immunoreactivity by SW-13 adrenocortical carcinoma cells" Peptides (2001) 22, 1175-9; Takahashi K, et al, "Expression of urotensin II and its receptor in adrenal tumors and stimulation of proliferation of cultured tumor cells by urotensin II" Peptides (2003) 24, 301-306; Shenouda S, et al, "Localization of urotensin-II immunoreactivity in normal human kidneys and renal carcinoma" J
- 25
- 30 Histochem Cytochem (2002) 50, 885-889). Urotensin II and its receptor are found in spinal cord and brain tissue, and intracerebroventricular infusion of urotensin II into mice induces behavioral changes (Gartlon J, et al, "Central effects of

urotensin-II following ICV administration in rats" *Psychopharmacology* (Berlin) (2001) 155, 426-33).

Dysregulation of urotensin II is associated with human disease. Elevated circulating levels of urotensin II are detected in hypertensive patients, in heart failure patients, in diabetic patients, and in patients awaiting kidney transplantation (Totsune K, et al, "Role of urotensin II in patients on dialysis" *Lancet* (2001) 358, 810-1; Totsune K, et al, "Increased plasma urotensin II levels in patients with diabetes mellitus" *Clin Sci* (2003) 104, 1-5; Heller J, et al, "Increased urotensin II plasma levels in patients with cirrhosis and portal hypertension" *J Hepatol* (2002) 37, 767-772).

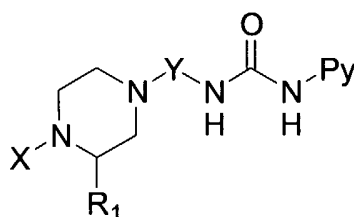
Substances with the ability to block the actions of urotensin II are expected to prove useful in the treatment of various diseases. WO-2001/45694, WO-2002/78641, WO-2002/78707, WO-2002/79155, WO-2002/79188, WO-2002/89740, WO-2002/89785, WO-2002/89792, WO-2002/89793, WO-2002/90337, WO-2002/90348 and WO-2002/90353 disclose certain sulfonamides as urotensin II receptor antagonists, and their use to treat diseases associated with a urotensin II imbalance. WO-2001/45700 and WO-2001/45711 disclose certain pyrrolidines or piperidines as urotensin II receptor antagonists and their use to treat diseases associated with a urotensin II imbalance. WO-2002/047456 and WO-2002/47687 disclose certain 2-amino-quinolones as urotensin II receptor antagonists and their use to treat diseases associated with a urotensin II imbalance. WO-2002/058702 discloses certain 2-amino-quinolines as urotensin II receptor antagonists and their use to treat diseases associated with a urotensin II imbalance. These derivatives are different from the compounds of the present invention as they do not bear a substituted urea function in the 4-position of the quinoline ring. WO-2001/66143 discloses certain 2,3-dihydro-1H-pyrrolo[2,3-b]quinolin-4-ylamine derivatives useful as urotensin II receptor antagonists, WO-2002/00606 discloses certain biphenyl compounds useful as urotensin II receptor antagonists, and WO-2002/02530 discloses certain piperazines useful as urotensin II receptor antagonists. These compounds are different from the compounds of the present invention as they do not comprise urea derivatives bearing a 4-pyridinyl-like moiety. WO-02/076979 and WO-03/048154 disclose

certain quinoline derivatives as urotensin II receptor antagonists, and their use to treat diseases associated with a urotensin II imbalance.

EP 428434 discloses certain alkylureidopyridines as neurokinin and substance P antagonists. WO-99/21835 discloses certain ureidoquinolines as H⁺-ATPase and bone resorption inhibitors. WO-01/009088 discloses certain substituted heteroarylureas as inhibitors of the CCR-3 receptor. JP-96/061621 discloses certain propionylpiperazines as anticholecystokinin compounds. All of these ureidopyridine derivatives differ in their composition from compounds of the present invention. The present invention comprises N-(2-piperazin-1-yl-ethyl)-N'-pyridin-4-yl urea derivatives which are novel compositions of matter and which are useful as urotensin II receptor antagonists.

DESCRIPTION OF THE INVENTION

The present invention relates to compounds of the general formula 1.



General Formula 1

15

wherein:

Py represents pyridin-4-yl which is disubstituted in positions 2 and 6 or mono-substituted in position 2, whereby the substituent in position 2 is -NR²R³, lower alkyl, aryl-lower alkyl, or (*E*)-2-aryl-ethen-1-yl, and the substituent in position 6 is hydrogen, lower alkyl or aryl-lower alkyl; unsubstituted quinolin-4-yl; quinolin-4-yl mono-substituted in position 2 with lower alkyl; quinolin-4-yl di-substituted in position 2 with lower alkyl and in position 6, 7, or 8 with halogen, lower alkyl, or aryl-lower alkyl;

X represents aryl; aryl-lower alkyl; lower alkyl disubstituted with aryl; lower alkyl-SO₂-; aryl-SO₂-; aryl-lower alkyl-SO₂-; lower alkyl-CO-; aryl-CO-; aryl-lower alkyl-CO-; lower alkyl-NR⁶CO-; aryl-NR⁶CO- and aryl-lower alkyl-NR⁶CO-.

25

Y represents $-C(R^4)(R^5)-(CH_2)-$ or $-(CH_2)-C(R^4)(R^5)-$.

R^1 represents hydrogen or a methyl group;

R^2 and R^3 represent independently hydrogen; lower alkyl; aryl-lower alkyl; or form together with the nitrogen atom to which they are attached a pyrrolidine, piperidine, or morpholine ring;

R^4 represents hydrogen; lower alkyl; aryl; aryl-lower alkyl; or forms together with R^5 a 3-, 4-, 5-, or 6-membered saturated carbocyclic ring including the carbon atom to which R^4 and R^5 are attached as ring atoms;

R^5 represents hydrogen; methyl; or forms together with R^4 a 3-, 4-, 5-, or 6-membered saturated carbocyclic ring including the carbon atom to which R^4 and R^5 are attached as ring atoms;

R^6 represents hydrogen; lower alkyl; or aryl-lower alkyl;

and optically pure enantiomers or diastereomers, mixtures of enantiomers or diastereomers, diastereomeric racemates, and mixtures of diastereomeric racemates; as well as their pharmaceutically acceptable salts, solvent complexes, and morphological forms.

In the definitions of the general formula 1 the expression 'aryl' means a substituted or unsubstituted aromatic carbocyclic or heterocyclic ring system, consisting of a five- or six- membered aromatic ring, or of a fused five-six or six-six aromatic ring system. Preferred aryl groups are for example 2-furyl; 2-thienyl; phenyl; 2-methylphenyl; 2-biphenyl; 2-methoxyphenyl; 2-phenoxyphenyl; 2-chlorophenyl; 2-bromophenyl; 2-*i*-propylphenyl; 2-fluorophenyl; 2-methylsulfonylphenyl; 2-cyanophenyl; 2-trifluoromethylphenyl; 3-methylphenyl; 3-biphenyl; 3-phenoxyphenyl; 3-methoxyphenyl; 3-chlorophenyl; 3-bromophenyl; 3-fluorophenyl; 3-cyanophenyl; 3-trifluoromethylphenyl; 3-carboxyphenyl; 4-methylphenyl; 4-ethylphenyl; 4-*i*-propylphenyl; 4-phenyloxyphenyl; 4-methoxyphenyl; 4-trifluoromethylphenyl; 4-trifluoromethoxyphenyl; 4-phenoxyphenyl; 4-cyanophenyl; 4-hydroxyphenyl; 4-acetylamino phenyl; 4-methanesulfonylphenyl; 4-*n*-propylphenyl; 4-*iso*-propylphenyl; 4-*tert*-butylphenyl; 4-*n*-pentylphenyl; 4-biphenyl;

4-chlorophenyl; 4-bromophenyl; 4-bromo-2-ethylphenyl; 4-fluorophenyl; 2,4-difluorophenyl; 4-*n*-butoxyphenyl; 2,6-dimethoxyphenyl; 3,5-bis-trifluoromethylphenyl; 2-pyridyl; 3-pyridyl; 4-pyridyl; 1-naphthyl; 2-naphthyl; 4-(pyrrol-1-yl)phenyl; 4-benzoylphenyl; 5-dimethylaminonaphth-1-yl; 5-chloro-3-methylthiophen-2-yl; 5-chloro-3-methyl-benzo[b]thiophen-2-yl; 3-(phenylsulfonyl)-thiophen-2-yl; 2-(2,2,2-trifluoroacetyl)-1-2,3,4-tetrahydroisoquinolin-7-yl; 4-(3-chloro-2-cyanophenoxy)phenyl; 2-(5-benzamidomethyl)thiophenyl; 4,5-dichlorothien-2-yl; 5-quinolyl-; 6-quinolyl; 7-quinolyl; 8-quinolyl; (2-acetylamino-4-methyl)thiazol-5-yl; or 1-methylimidazol-4-yl.

10 In the definitions of the general formula 1 the expression 'lower alkyl' means a saturated straight chain, branched chain or cyclic substituent consisting of from one to eight carbons, comprising methyl, ethyl, *n*-propyl, iso-propyl, *n*-butyl, iso-butyl, *n*-pentyl, *n*-hexyl, *n*-octyl, cyclopropyl, cyclobutyl, cyclopentyl, cyclohexyl, cyclopropylmethyl and the like. Preferred lower alkyl groups are methyl, ethyl, and
15 *n*-propyl.

The expression 'lower alkyl disubstituted with aryl' means a lower alkyl group as previously defined in which two hydrogen atoms have been replaced by an aryl group as previously defined. Preferred examples of 'lower alkyl disubstituted with aryl' groups are diphenylmethyl, 2,2-diphenylethyl and 1-benzyl-2-phenyl-ethyl.

20 The expression 'aryl-lower alkyl' means a lower alkyl group as previously defined in which one hydrogen atom has been replaced by an aryl group as previously defined. Preferred examples of aryl-lower alkyl groups are benzyl, phenethyl and 3-phenylpropyl.

The expression 'halogen' encompasses fluoro, chloro, bromo or iodo.

25 The present invention encompasses pharmaceutically acceptable salts of compounds of the general formula 1. This encompasses either salts with inorganic acids or organic acids like hydrohalogenic acids, e.g. hydrochloric or hydrobromic acid, sulfuric acid, phosphoric acid, nitric acid, citric acid, formic acid, acetic acid, maleic acid, tartaric acid, methylsulfonic acid, *p*-tolylsulfonic acid and the like or in
30 case the compound of formula 1 is acidic in nature with an inorganic base like an

alkali or earth alkali base, e.g. sodium, potassium, or calcium salts, etc. The compounds of general formula 1 can also be present in form of zwitterions.

The present invention encompasses different solvation complexes of compounds of general formula 1. The solvation can be effected in the course of the manufacturing process or can take place separately, e.g. as a consequence of
5 hygroscopic properties of an initially anhydrous compound of general formula 1.

The present invention further encompasses different morphological forms, e.g. crystalline forms of compounds of general formula 1 and their salts and solvation complexes. Particular heteromorphs may exhibit different dissolution properties,
10 stability profiles, and the like, and are all included in the scope of the present invention.

The compounds of the general formula 1 might have one or more asymmetric carbon atoms and may be prepared in form of optically pure enantiomers or diastereomers, mixtures of enantiomers or diastereomers, diastereomeric
15 racemates, and mixtures of diastereomeric racemates. The present invention encompasses all these forms. They are prepared by stereoselective synthesis, or by separation of mixtures in a manner known per se, i.e. by column chromatography, thin layer chromatography, HPLC, crystallization, etc.

Preferred compounds of general formula 1 are the compounds wherein R^4 and R^5
20 represent hydrogen and R^1 , X and Py have the meaning given in general formula 1.

Another group of preferred compounds of general formula 1 are the compounds wherein R^1 represents hydrogen and Y, X and Py have the meaning given in general formula 1.

25 Another group of preferred compounds of general formula 1 are the compounds wherein X represents aryl, aryl-lower alkyl- or lower alkyl disubstituted with aryl-, and R^1 , Y and Py have the meaning given in general formula 1.

- Another group of preferred compounds of general formula 1 are the compounds wherein X represents aryl-SO₂- or aryl-lower alkyl-SO₂-, and R¹, Y and Py have the meaning given in general formula 1.
- Another group of preferred compounds of general formula 1 are the compounds
5 wherein X represents aryl-CO- or aryl-lower alkyl-CO-, and R¹, Y and Py have the meaning given in general formula 1.
- Another group of preferred compounds of general formula 1 are the compounds wherein X represents aryl-NR⁶CO- or aryl-lower alkyl-NR⁶CO-, and R¹, R⁶, Y and Py have the meaning given in general formula 1.
- 10 Another group of preferred compounds of general formula 1 are the compounds wherein Py represents unsubstituted quinolin-4-yl or quinolin-4-yl mono-substituted in position 2 with lower alkyl, and R¹, X and Y have the meaning given in general formula 1.
- Another group of preferred compounds of general formula 1 are the compounds
15 wherein Py represents pyridin-4-yl, substituted in position 2 with R²R³N-, wherein R³ represents aryl-lower alkyl and R² represents lower alkyl, and R¹, X and Y have the meaning given in general formula 1.
- Another group of preferred compounds of general formula 1 are the compounds
20 wherein Py represents pyridin-4-yl, substituted in position 2 with R²R³N-, wherein R² represents hydrogen, and R¹, R³, X and Y have the meaning given in general formula 1.
- A group of especially preferred compounds of general formula 1 are the
25 compounds wherein R⁴ and R⁵ represent hydrogen, X represents aryl, aryl-lower alkyl- or lower alkyl disubstituted with aryl-, and R¹ and Py have the meaning given in general formula 1.
- Another group of especially preferred compounds of general formula 1 are the
compounds wherein R¹, R⁴ and R⁵ represent hydrogen, X represents aryl-SO₂- or
aryl-lower alkyl-SO₂-, and Py has the meaning given in general formula 1.

Another group of especially preferred compounds of general formula 1 are the compounds wherein R^1 , R^4 and R^5 represent hydrogen, X represents aryl-CO- or aryl-lower alkyl-CO-, and Py has the meaning given in general formula 1.

5 Another group of especially preferred compounds of general formula 1 are the compounds wherein R^1 , R^4 and R^5 represent hydrogen, X represents aryl-NR⁶CO- or aryl-lower alkyl-NR⁶CO-, and R^6 and Py have the meaning given in general formula 1.

10 Another group of especially preferred compounds of general formula 1 are the compounds wherein R^1 , R^4 and R^5 represent hydrogen, Py represents unsubstituted quinolin-4-yl or quinolin-4-yl mono-substituted in position 2 with lower alkyl, and X has the meaning given in general formula 1.

15 Another group of especially preferred compounds of general formula 1 are the compounds wherein R^1 , R^4 and R^5 represent hydrogen, Py represents pyridin-4-yl, substituted in position 2 with R^2R^3N -, wherein R^3 represents aryl-lower alkyl and R^2 represents lower alkyl, and X has the meaning given in general formula 1.

Another group of especially preferred compounds of general formula 1 are the compounds wherein R^1 , R^4 and R^5 represent hydrogen, Py represents pyridin-4-yl, substituted in position 2 with R^2R^3N -, wherein R^2 represents hydrogen, and R^3 and X have the meaning given in general formula 1.

20 A group of most preferred compounds of general formula 1 are the compounds wherein R^1 , R^4 and R^5 represent hydrogen, X represents aryl, aryl-lower alkyl- or lower alkyl disubstituted with aryl-, and Py represents unsubstituted quinolin-4-yl or quinolin-4-yl mono-substituted in position 2 with lower alkyl.

25 Another group of most preferred compounds of general formula 1 are the compounds wherein R^1 , R^4 and R^5 represent hydrogen, X represents aryl-SO₂- or aryl-lower alkyl-SO₂-, and Py represents unsubstituted quinolin-4-yl or quinolin-4-yl mono-substituted in position 2 with lower alkyl.

Another group of most preferred compounds of general formula 1 are the compounds wherein R^1 , R^4 and R^5 represent hydrogen, X represents aryl-CO- or

aryl-lower alkyl-CO-, and Py represents unsubstituted quinolin-4-yl or quinolin-4-yl mono-substituted in position 2 with lower alkyl.

Another group of most preferred compounds of general formula 1 are the compounds wherein R¹, R⁴ and R⁵ represent hydrogen, X represents aryl-NR⁶CO- or aryl-lower alkyl-NR⁶CO-, Py represents unsubstituted quinolin-4-yl or quinolin-4-yl mono-substituted in position 2 with lower alkyl, and R⁶ has the meaning given in general formula 1.

Examples of preferred compounds of general formula 1 are selected from the list consisting of:

Example Number	
1.	1-[2-(4-Benzenesulfonyl-piperazin-1-yl)-ethyl]-3-(2-methyl-quinolin-4-yl)-urea
2.	1-(2-Methyl-quinolin-4-yl)-3-{2-[4-(thiophene-2-sulfonyl)-piperazin-1-yl]-ethyl}-urea
3.	1-(2-Methyl-quinolin-4-yl)-3-{2-[4-(toluene-3-sulfonyl)-piperazin-1-yl]-ethyl}-urea
4.	1-(2-Methyl-quinolin-4-yl)-3-{2-[4-(toluene-2-sulfonyl)-piperazin-1-yl]-ethyl}-urea
5.	1-{2-[4-(2-Fluoro-benzenesulfonyl)-piperazin-1-yl]-ethyl}-3-(2-methyl-quinolin-4-yl)-urea
6.	1-{2-[4-(3-Fluoro-benzenesulfonyl)-piperazin-1-yl]-ethyl}-3-(2-methyl-quinolin-4-yl)-urea
7.	1-{2-[4-(4-Fluoro-benzenesulfonyl)-piperazin-1-yl]-ethyl}-3-(2-methyl-quinolin-4-yl)-urea
8.	1-{2-[4-(3-Cyano-benzenesulfonyl)-piperazin-1-yl]-ethyl}-3-(2-

	methyl-quinolin-4-yl)-urea
9.	1-{2-[4-(4-Cyano-benzenesulfonyl)-piperazin-1-yl]-ethyl}-3-(2-methyl-quinolin-4-yl)-urea
10.	1-{2-[4-(3-Methoxy-benzenesulfonyl)-piperazin-1-yl]-ethyl}-3-(2-methyl-quinolin-4-yl)-urea
11.	1-{2-[4-(3-Chloro-benzenesulfonyl)-piperazin-1-yl]-ethyl}-3-(2-methyl-quinolin-4-yl)-urea
12.	1-{2-[4-(4-Chloro-benzenesulfonyl)-piperazin-1-yl]-ethyl}-3-(2-methyl-quinolin-4-yl)-urea
13.	1-{2-[4-(2-Chloro-benzenesulfonyl)-piperazin-1-yl]-ethyl}-3-(2-methyl-quinolin-4-yl)-urea
14.	3-(4-{2-[3-(2-Methyl-quinolin-4-yl)-ureido]-ethyl}-piperazine-1-sulfonyl)-benzoic acid
15.	1-(2-Methyl-quinolin-4-yl)-3-{2-[4-(naphthalene-2-sulfonyl)-piperazin-1-yl]-ethyl}-urea
16.	1-(2-Methyl-quinolin-4-yl)-3-{2-[4-(naphthalene-1-sulfonyl)-piperazin-1-yl]-ethyl}-urea
17.	1-(2-Methyl-quinolin-4-yl)-3-{2-[4-(quinoline-8-sulfonyl)-piperazin-1-yl]-ethyl}-urea
18.	1-(2-Methyl-quinolin-4-yl)-3-{2-[4-(4-trifluoromethyl-benzenesulfonyl)-piperazin-1-yl]-ethyl}-urea
19.	1-(2-Methyl-quinolin-4-yl)-3-{2-[4-(2-trifluoromethyl-benzenesulfonyl)-piperazin-1-yl]-ethyl}-urea
20.	1-(2-Methyl-quinolin-4-yl)-3-{2-[4-(3-trifluoromethyl-benzenesulfonyl)-piperazin-1-yl]-ethyl}-urea

21.	1-{2-[4-(3,4-Dichloro-benzenesulfonyl)-piperazin-1-yl]-ethyl}-3-(2-methyl-quinolin-4-yl)-urea
22.	1-{2-[4-(4-Butoxy-benzenesulfonyl)-piperazin-1-yl]-ethyl}-3-(2-methyl-quinolin-4-yl)-urea
23.	1-{2-[4-(4,5-Dichloro-thiophene-2-sulfonyl)-piperazin-1-yl]-ethyl}-3-(2-methyl-quinolin-4-yl)-urea
24.	1-(2-{4-[4-(3-Chloro-2-cyano-phenoxy)-benzenesulfonyl]-piperazin-1-yl}-ethyl)-3-(2-methyl-quinolin-4-yl)-urea
25.	1-{2-[4-(2-Methanesulfonyl-benzenesulfonyl)-piperazin-1-yl]-ethyl}-3-(2-methyl-quinolin-4-yl)-urea
26.	N-[4-Methyl-5-(4-{2-[3-(2-methyl-quinolin-4-yl)-ureido]-ethyl}-piperazine-1-sulfonyl)-thiazol-2-yl]-acetamide
27.	1-{2-[4-(3-Bromo-benzenesulfonyl)-piperazin-1-yl]-ethyl}-3-(2-methyl-quinolin-4-yl)-urea
28.	1-{2-[4-(4-Bromo-benzenesulfonyl)-piperazin-1-yl]-ethyl}-3-(2-methyl-quinolin-4-yl)-urea
29.	1-(2-Methyl-quinolin-4-yl)-3-{2-[4-(2-trifluoromethoxy-benzenesulfonyl)-piperazin-1-yl]-ethyl}-urea
30.	1-(2-Methyl-quinolin-4-yl)-3-{2-[4-(4-trifluoromethoxy-benzenesulfonyl)-piperazin-1-yl]-ethyl}-urea
31.	1-{2-[4-(5-Dimethylamino-naphthalene-1-sulfonyl)-piperazin-1-yl]-ethyl}-3-(2-methyl-quinolin-4-yl)-urea
32.	1-{2-[4-(5-Chloro-3-methyl-benzo[b]thiophene-2-sulfonyl)-piperazin-1-yl]-ethyl}-3-(2-methyl-quinolin-4-yl)-urea
33.	1-{2-[4-(4-Bromo-2-ethyl-benzenesulfonyl)-piperazin-1-yl]-ethyl}-

	3-(2-methyl-quinolin-4-yl)-urea
34.	1-{2-[4-(3,5-Bis-trifluoromethyl-benzenesulfonyl)-piperazin-1-yl]-ethyl}-3-(2-methyl-quinolin-4-yl)-urea
35.	N-[5-(4-{2-[3-(2-Methyl-quinolin-4-yl)-ureido]-ethyl}-piperazine-1-sulfonyl)-thiophen-2-ylmethyl]-benzamide
36.	1-{2-[4-(4-Benzenesulfonyl-thiophene-2-sulfonyl)-piperazin-1-yl]-ethyl}-3-(2-methyl-quinolin-4-yl)-urea
37.	1-(2-Methyl-quinolin-4-yl)-3-(2-{4-[2-(2,2,2-trifluoro-acetyl)-1,2,3,4-tetrahydro-isoquinoline-7-sulfonyl]-piperazin-1-yl}-ethyl)-urea
38.	1-(2-Methyl-quinolin-4-yl)-3-[2-(4-phenylmethanesulfonyl-piperazin-1-yl)-ethyl]-urea
39.	1-(2-Methyl-quinolin-4-yl)-3-{2-[4-(octane-1-sulfonyl)-piperazin-1-yl]-ethyl}-urea
40.	1-{2-[4-(7,7-Dimethyl-2-oxo-bicyclo[2.2.1]hept-1-ylmethanesulfonyl)-piperazin-1-yl]-ethyl}-3-(2-methyl-quinolin-4-yl)-urea
41.	4-{2-[3-(2-Methyl-quinolin-4-yl)-ureido]-ethyl}-piperazine-1-carboxylic acid biphenyl-2-ylamide
42.	4-{2-[3-(2-Methyl-quinolin-4-yl)-ureido]-ethyl}-piperazine-1-carboxylic acid (4-phenoxy-phenyl)-amide
43.	4-{2-[3-(2-Methyl-quinolin-4-yl)-ureido]-ethyl}-piperazine-1-carboxylic acid cyclohexylamide
44.	4-{2-[3-(2-Methyl-quinolin-4-yl)-ureido]-ethyl}-piperazine-1-carboxylic acid m-tolylamide
45.	4-{2-[3-(2-Methyl-quinolin-4-yl)-ureido]-ethyl}-piperazine-1-

	carboxylic acid (4-methoxy-phenyl)-amide
46.	4-{2-[3-(2-Methyl-quinolin-4-yl)-ureido]-ethyl}-piperazine-1-carboxylic acid (2-methoxy-phenyl)-amide
47.	4-{2-[3-(2-Methyl-quinolin-4-yl)-ureido]-ethyl}-piperazine-1-carboxylic acid o-tolylamide
48.	4-{2-[3-(2-Methyl-quinolin-4-yl)-ureido]-ethyl}-piperazine-1-carboxylic acid (3-chloro-phenyl)-amide
49.	4-{2-[3-(2-Methyl-quinolin-4-yl)-ureido]-ethyl}-piperazine-1-carboxylic acid naphthalen-2-ylamide
50.	4-{2-[3-(2-Methyl-quinolin-4-yl)-ureido]-ethyl}-piperazine-1-carboxylic acid (2,4-difluoro-phenyl)-amide
51.	4-{2-[3-(2-Methyl-quinolin-4-yl)-ureido]-ethyl}-piperazine-1-carboxylic acid butylamide
52.	4-{2-[3-(2-Methyl-quinolin-4-yl)-ureido]-ethyl}-piperazine-1-carboxylic acid benzylamide
53.	4-{2-[3-(2-Methyl-quinolin-4-yl)-ureido]-ethyl}-piperazine-1-carboxylic acid (2-fluoro-phenyl)-amide
54.	4-{2-[3-(2-Methyl-quinolin-4-yl)-ureido]-ethyl}-piperazine-1-carboxylic acid (4-fluoro-phenyl)-amide
55.	4-{2-[3-(2-Methyl-quinolin-4-yl)-ureido]-ethyl}-piperazine-1-carboxylic acid (3-fluoro-phenyl)-amide
56.	4-{2-[3-(2-Methyl-quinolin-4-yl)-ureido]-ethyl}-piperazine-1-carboxylic acid phenethyl-amide
57.	4-{2-[3-(2-Methyl-quinolin-4-yl)-ureido]-ethyl}-piperazine-1-carboxylic acid (3-methoxy-phenyl)-amide

58.	4-{2-[3-(2-Methyl-quinolin-4-yl)-ureido]-ethyl}-piperazine-1-carboxylic acid 4-fluoro-benzylamide
59.	4-{2-[3-(2-Methyl-quinolin-4-yl)-ureido]-ethyl}-piperazine-1-carboxylic acid (2-isopropyl-phenyl)-amide
60.	4-{2-[3-(2-Methyl-quinolin-4-yl)-ureido]-ethyl}-piperazine-1-carboxylic acid (4-bromo-phenyl)-amide
61.	4-{2-[3-(2-Methyl-quinolin-4-yl)-ureido]-ethyl}-piperazine-1-carboxylic acid (2-phenoxy-phenyl)-amide
62.	4-{2-[3-(2-Methyl-quinolin-4-yl)-ureido]-ethyl}-piperazine-1-carboxylic acid (4-chloro-phenyl)-amide
63.	1-(2-{4-[2-(4-Chloro-phenyl)-acetyl]-piperazin-1-yl}-ethyl)-3-(2-methyl-quinolin-4-yl)-urea
64.	1-(2-{4-[2-(4-Methoxy-phenyl)-acetyl]-piperazin-1-yl}-ethyl)-3-(2-methyl-quinolin-4-yl)-urea
65.	1-(2-Methyl-quinolin-4-yl)-3-{2-[4-(naphthalene-2-carbonyl)-piperazin-1-yl]-ethyl}-urea
66.	1-(2-{4-[2-(4-Isopropyl-phenyl)-acetyl]-piperazin-1-yl}-ethyl)-3-(2-methyl-quinolin-4-yl)-urea
67.	1-(2-Methyl-quinolin-4-yl)-3-{2-[4-(2-naphthalen-1-yl-acetyl)-piperazin-1-yl]-ethyl}-urea
68.	1-[2-(4-Benzoyl-piperazin-1-yl)-ethyl]-3-(2-methyl-quinolin-4-yl)-urea
69.	1-(2-{4-[3-(4-Fluoro-phenyl)-propionyl]-piperazin-1-yl}-ethyl)-3-(2-methyl-quinolin-4-yl)-urea
70.	1-(2-Methyl-quinolin-4-yl)-3-{2-[4-(3-phenyl-propionyl)-piperazin-

	1-yl]-ethyl)-urea
71.	1-(2-{4-[2-(4-Fluoro-phenyl)-acetyl]-piperazin-1-yl}-ethyl)-3-(2-methyl-quinolin-4-yl)-urea
72.	1-(2-Methyl-quinolin-4-yl)-3-{2-[4-(3-p-tolyl-propionyl)-piperazin-1-yl]-ethyl)-urea
73.	1-(2-{4-[3-(2-Methoxy-phenyl)-propionyl]-piperazin-1-yl}-ethyl)-3-(2-methyl-quinolin-4-yl)-urea
74.	1-(2-{4-[3-(4-Methoxy-phenyl)-propionyl]-piperazin-1-yl}-ethyl)-3-(2-methyl-quinolin-4-yl)-urea
75.	1-(2-{4-[3-(3-Methoxy-phenyl)-propionyl]-piperazin-1-yl}-ethyl)-3-(2-methyl-quinolin-4-yl)-urea
76.	1-(2-Methyl-quinolin-4-yl)-3-[2-(4-phenylacetyl-piperazin-1-yl)-ethyl]-urea
77.	1-(2-Methyl-quinolin-4-yl)-3-{2-[4-(2-m-tolyl-acetyl)-piperazin-1-yl]-ethyl)-urea
78.	1-(2-Methyl-quinolin-4-yl)-3-{2-[4-(2-p-tolyl-acetyl)-piperazin-1-yl]-ethyl)-urea
79.	1-{2-[4-(3-Chloro-benzoyl)-piperazin-1-yl]-ethyl}-3-(2-methyl-quinolin-4-yl)-urea
80.	1-(2-Methyl-quinolin-4-yl)-3-{2-[4-(quinoline-6-carbonyl)-piperazin-1-yl]-ethyl)-urea
81.	1-{2-[4-(4-tert-Butyl-benzoyl)-piperazin-1-yl]-ethyl}-3-(2-methyl-quinolin-4-yl)-urea
82.	1-(2-{4-[2-(4-Dimethylamino-phenyl)-acetyl]-piperazin-1-yl}-ethyl)-3-(2-methyl-quinolin-4-yl)-urea

83.	1-{2-[4-(2,4-Dimethoxy-benzoyl)-piperazin-1-yl]-ethyl}-3-(2-methyl-quinolin-4-yl)-urea
84.	1-(2-Methyl-quinolin-4-yl)-3-{2-[4-(4-pyrrol-1-yl-benzoyl)-piperazin-1-yl]-ethyl}-urea
85.	1-(2-{4-[2-(4-Bromo-phenyl)-acetyl]-piperazin-1-yl}-ethyl)-3-(2-methyl-quinolin-4-yl)-urea
86.	1-{2-[4-(4-Benzoyl-benzoyl)-piperazin-1-yl]-ethyl}-3-(2-methyl-quinolin-4-yl)-urea
87.	1-[2-(4-Benzyl-piperazin-1-yl)-ethyl]-3-quinolin-4-yl-urea
88.	1-[2-(4-Benzyl-piperazin-1-yl)-ethyl]-3-pyridin-4-yl-urea
89.	1-{2-[4-(4-Methoxy-phenyl)-3-methyl-piperazin-1-yl]-ethyl}-3-quinolin-4-yl-urea
90.	1-{2-[4-(2-Methoxy-phenyl)-piperazin-1-yl]-ethyl}-3-quinolin-4-yl-urea
91.	1-{2-[4-(3-Methoxy-phenyl)-piperazin-1-yl]-ethyl}-3-quinolin-4-yl-urea
92.	1-[2-(4-Phenyl-piperazin-1-yl)-ethyl]-3-quinolin-4-yl-urea
93.	1-[2-(3-Methyl-4-p-tolyl-piperazin-1-yl)-ethyl]-3-quinolin-4-yl-urea
94.	1-Quinolin-4-yl-3-[2-(4-m-tolyl-piperazin-1-yl)-ethyl]-urea
95.	1-{2-[4-(4-Fluoro-phenyl)-piperazin-1-yl]-ethyl}-3-quinolin-4-yl-urea
96.	1-[2-(4-Benzo[1,3]dioxol-5-ylmethyl-piperazin-1-yl)-ethyl]-3-quinolin-4-yl-urea
97.	1-{2-[4-(2-Fluoro-phenyl)-piperazin-1-yl]-ethyl}-3-quinolin-4-yl-

	urea
98.	1-Quinolin-4-yl-3-{2-[4-(3-trifluoromethyl-phenyl)-piperazin-1-yl]-ethyl}-urea
99.	1-Quinolin-4-yl-3-[2-(4-o-tolyl-piperazin-1-yl)-ethyl]-urea
100.	1-{2-[4-(3-Chloro-phenyl)-piperazin-1-yl]-ethyl}-3-quinolin-4-yl-urea
101.	1-[2-(4-Benzhydryl-piperazin-1-yl)-ethyl]-3-quinolin-4-yl-urea

Because of their ability to inhibit the actions of urotensin II, the described compounds can be used for treatment of diseases which are associated with an increase in vasoconstriction, proliferation or other disease states associated with the actions of urotensin II. Examples of such diseases are hypertension, atherosclerosis, angina or myocardial ischemia, congestive heart failure, cardiac insufficiency, cardiac arrhythmias, renal ischemia, chronic kidney disease, renal failure, stroke, cerebral vasospasm, cerebral ischemia, dementia, migraine, subarachnoidal hemorrhage, diabetes, diabetic arteriopathy, diabetic nephropathy, connective tissue diseases, cirrhosis, asthma, chronic obstructive pulmonary disease, high-altitude pulmonary edema, Raynaud's syndrome, portal hypertension, thyroid dysfunction, pulmonary edema, pulmonary hypertension, or pulmonary fibrosis. They can also be used for prevention of restenosis after balloon or stent angioplasty, for the treatment of cancer, prostatic hypertrophy, erectile dysfunction, hearing loss, amaurosis, chronic bronchitis, asthma, gram negative septicemia, shock, sickle cell anemia, sickle cell acute chest syndrome, glomerulonephritis, renal colic, glaucoma, therapy and prophylaxis of diabetic complications, complications of vascular or cardiac surgery or after organ transplantation, complications of cyclosporin treatment, pain, addictions, schizophrenia, Alzheimer's disease, anxiety, obsessive-compulsive behavior, epileptic seizures, stress, depression, dementias, neuromuscular disorders,

neurodegenerative diseases, as well as other diseases related to a dysregulation of urotensin II or urotensin II receptors.

These compositions may be administered in enteral or oral form e.g. as tablets, dragees, gelatine capsules, emulsions, solutions or suspensions, in nasal form like
5 sprays and aerosols, or rectally in form of suppositories. These compounds may also be administered in intramuscular, parenteral or intravenous form, e.g. in form of injectable solutions.

These pharmaceutical compositions may contain the compounds of formula 1 as well as their pharmaceutically acceptable salts in combination with inorganic
10 and/or organic excipients, which are usual in the pharmaceutical industry, like lactose, maize or derivatives thereof, talcum, stearic acid or salts of these materials.

For gelatine capsules vegetable oils, waxes, fats, liquid or half-liquid polyols etc. may be used. For the preparation of solutions and sirups e.g. water, polyols,
15 saccharose, glucose etc. are used. Injectables are prepared by using e.g. water, polyols, alcohols, glycerin, vegetable oils, lecithin, liposomes etc. Suppositories are prepared by using natural or hydrogenated oils, waxes, fatty acids (fats), liquid or half-liquid polyols etc.

The compositions may contain in addition preservatives, stabilisation improving
20 substances, viscosity improving or regulating substances, solubility improving substances, sweeteners, dyes, taste improving compounds, salts to change the osmotic pressure, buffer, anti-oxidants etc.

The compounds of general formula 1 may also be used in combination with one or more other therapeutically useful substances e.g. α - and β -blockers like
25 phentolamine, phenoxybenzamine, atenolol, propranolol, timolol, metoprolol, carteolol, carvedilol, etc.; with vasodilators like hydralazine, minoxidil, diazoxide, flosequinan, etc.; with calcium-antagonists like diltiazem, nifedipine, nimodipine, verapamil, nifedipine, etc.; with angiotensin converting enzyme-inhibitors like cilazapril, captopril, enalapril, lisinopril etc.; with potassium channel activators like
30 pinacidil, chromakalim, etc.; with angiotensin receptor antagonists like losartan,

valsartan, candesartan, irbesartan, eprosartan, telmisartan, and tasosartan, etc.; with diuretics like hydrochlorothiazide, chlorothiazide, acetolamide, bumetanide, furosemide, metolazone, chlortalidone, etc.; with sympatholytics like methyldopa, clonidine, guanabenz, reserpine, etc.; with endothelin receptor antagonists like
5 bosentan, tezosentan, darusentan, atrasentan, enrasentan, or sitaxsentan, etc.; with anti-hyperlipidemic agents like lovastatin, pravastatin, fluvastatin, atorvastatin, cerivastatin, simvastatin, etc.; and other therapeutics which serve to treat high blood pressure, vascular disease or other disorders listed above.

The dosage may vary within wide limits but should be adapted to the specific
10 situation. In general the dosage given daily in oral form should be between about 1 mg and about 3 g, preferably between about 3 mg and about 1 g, especially preferred between 5 mg and 300 mg, per adult with a body weight of about 70 kg. The dosage should be administered preferably in 1 to 3 doses of equal weight per day. As usual children should receive lower doses which are adapted to body
15 weight and age.

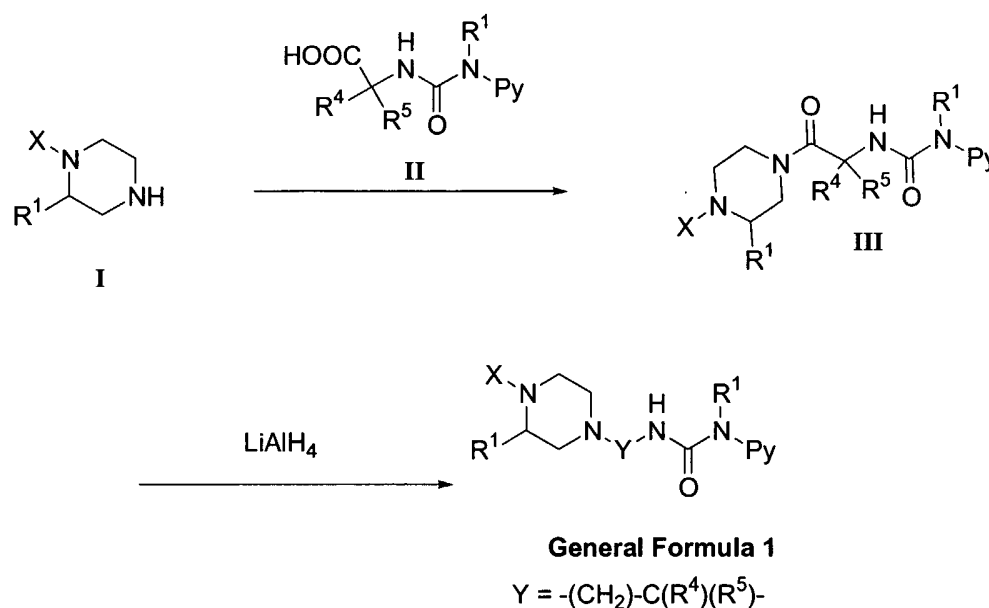
GENERAL PREPARATION OF COMPOUNDS OF THE INVENTION

Compounds of the general formula 1 can be prepared using methods generally known in the art, according to the general sequence of reactions outlined below. For simplicity and clarity reasons sometimes only a few of the possible synthetic
20 routes that lead to compounds of general formula 1 are described.

For the synthesis of compounds of general formula 1 general synthetic routes illustrated in Schemes A through E can be employed. The generic groups X, Y, Py, R¹, R², R³, R⁴, R⁵ and R⁶ employed in Schemes A through E have the definitions given in general formula 1 above. Other abbreviations used are defined in the
25 Experimental Section. Some instances of the generic groups X might be incompatible with the assembly illustrated in Schemes A through E and so will require the use of protecting groups. The use of protecting groups is well known in the art (see for example "Protective Groups in Organic Synthesis", T.W. Greene, P.G.M. Wuts, Wiley-Interscience, 1999). For the purposes of this discussion, it will
30 be assumed that such protecting groups as are necessary are in place.

Preparation of compounds of general formula 1 wherein Y is $-(CH_2)-C(R^4)(R^5)-$.
 Compounds of general formula 1 wherein Y is $-(CH_2)-C(R^4)(R^5)-$ are prepared according to Scheme A. Compounds of general formula 1 wherein Y is $-C(R^4)(R^5)-$ $(CH_2)-$ are prepared according to Scheme B.

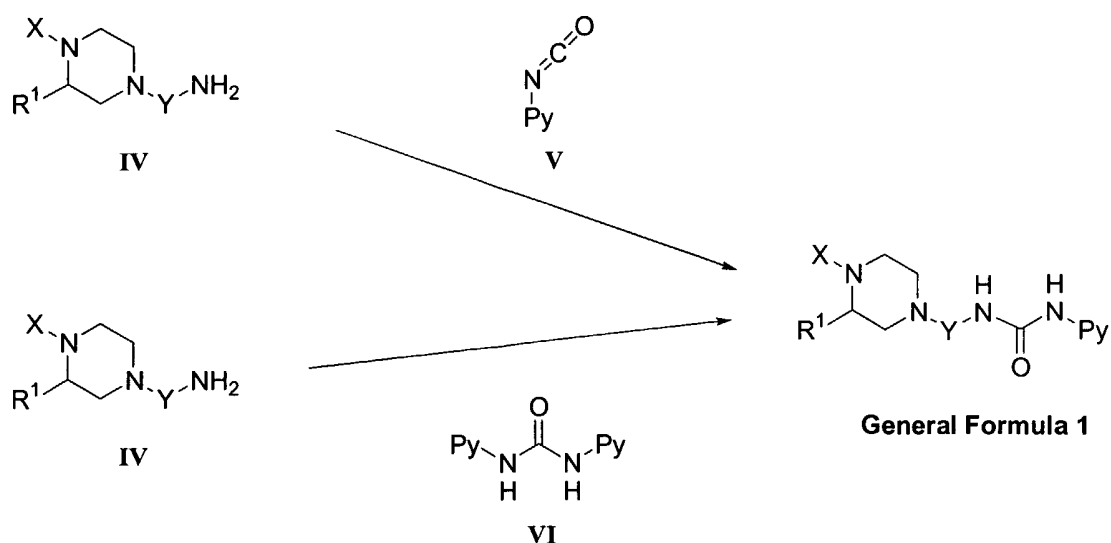
5 Scheme A



4-Substituted-piperazines of general structure I in Scheme A are either commercially available in racemic or optically active form or are prepared in racemic or optically active form by methods well known in the art. Ureido acetic-derivatives of general structure II in Scheme A are prepared according to Scheme F below. N-Acylation of piperazines of general structure I with ureido acetic acid derivatives of general structure II is accomplished in a polar solvent such as DMF in the presence of a small stoichiometric excess of a coupling reagent such as a carbodiimide to provide amides of general structure III. Selective reduction of the amide carbonyl group with a reagent such as $LiAlH_4$ in a polar solvent such as THF provides the target compounds of general formula 1 wherein Y is $-(CH_2)-C(R^4)(R^5)-$.

Preparation of compounds of general formula 1. These compounds are alternatively prepared according to Scheme B.

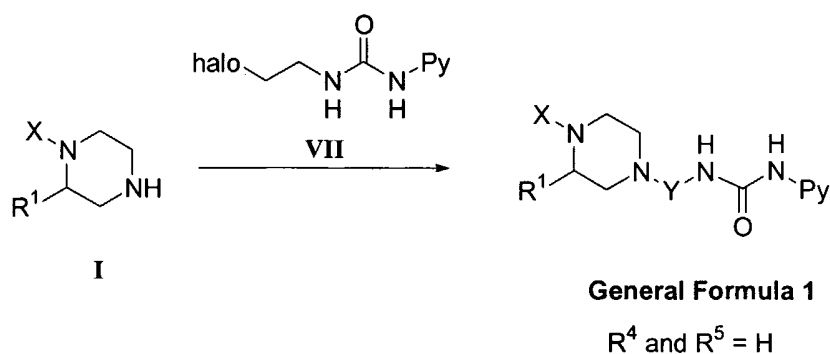
Scheme B



Amines of general structure IV are reacted with isocyanates of general structure V to provide the final compounds of general formula 1. Alternatively, amines of general structure IV are reacted with ureas of general structure VI to provide the final compounds of general formula 1. The preparation of isocyanates of general structure V and of ureas of general structure VI is described in Scheme E below. The preparation of amines of general structure IV is described in Scheme G below.

- 10 Compounds of general formula 1 wherein R⁴ and R⁵ are H. These compounds are alternatively prepared according to the method illustrated in Scheme C.

Scheme C

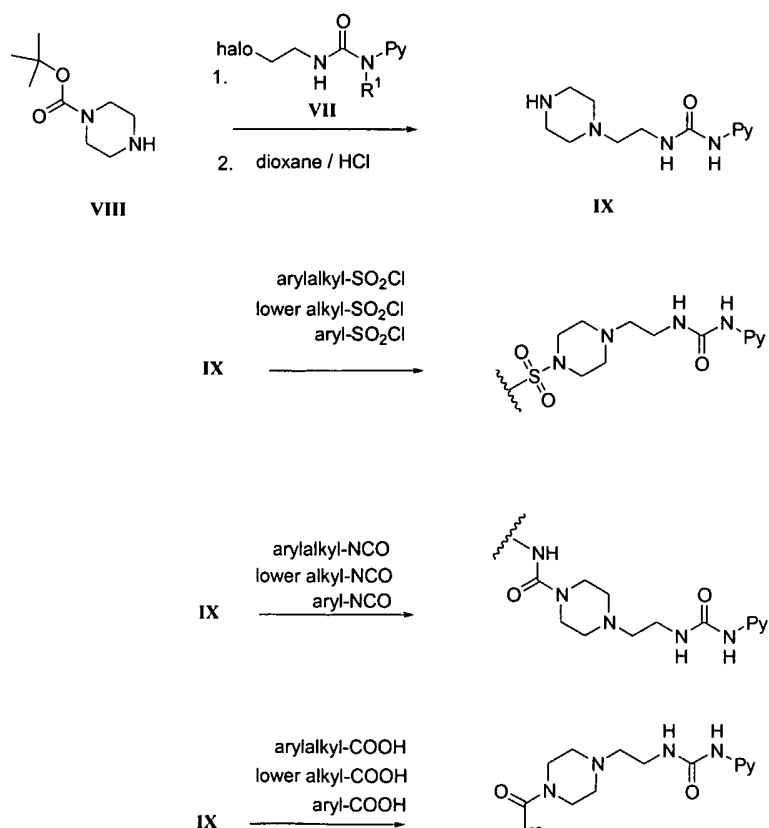


- 15 4-Substituted-piperazines of general structure I in Scheme C are either commercially available in racemic or optically active form or are prepared in

racemic or optically active form by methods well known in the art. Haloalkyl ureas of general structure VII in Scheme C are prepared according to Scheme E below. N-Alkylation of piperazines of general structure I with haloalkyl ureas of general structure VII is accomplished in a polar solvent such as tetrahydrofuran in the presence of a sub-stoichiometric amount of an iodide salt such as NaI and a small stoichiometric excess of acid scavenger such as NaHCO₃, to provide the target compounds of general formula 1.

Compounds of general formula 1 wherein X represents lower alkyl-SO₂-; aryl-SO₂-; aryl-lower alkyl-SO₂-; lower alkyl-CO-; aryl-CO-; aryl-lower alkyl-CO-; lower alkyl-NR⁶CO-; aryl-NR⁶CO-; aryl-lower alkyl-NR⁶CO-; and R¹, R⁴, R⁵ and R⁶ represent H. These compounds are alternatively prepared according to the method illustrated in Scheme D.

Scheme D

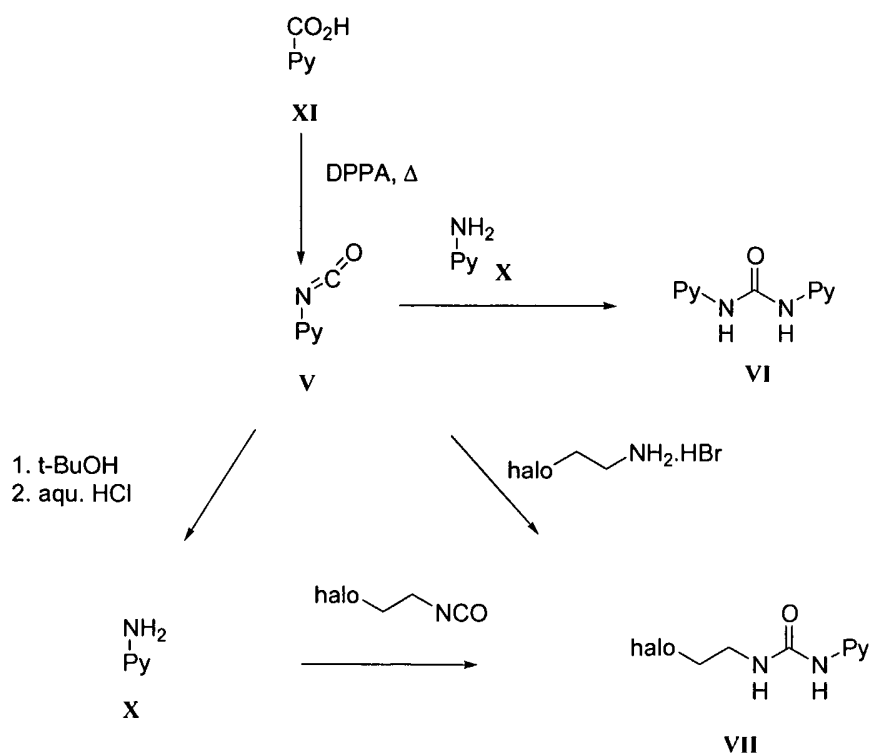


Carbamates of general structure VIII are either commercially available or readily prepared by methods well known in the art. Haloalkyl ureas of general structure VII

are prepared according to Scheme E below. Carbamates of general structure VIII are reacted with haloalkyl ureas of general structure VII in a polar solvent such as tetrahydrofuran in the presence of a substoichiometric amount of an iodide salt such as NaI and a small stoichiometric excess of an acid scavenger such as NaHCO₃, followed by removal of the carbamate group under acidic conditions, such as reaction with TFA in CH₂Cl₂. The resulting compounds of general structure IX are converted to final compounds of general formula 1 wherein X represents lower alkyl-SO₂-; aryl-SO₂-; aryl-lower alkyl-SO₂-; lower alkyl-CO-; aryl-CO-; aryl-lower alkyl-CO-; lower alkyl-NR⁶CO-; aryl-NR⁶CO-; aryl-lower alkyl-NR⁶CO-; and R¹, R⁴ and R⁵ represent H, by reaction with commercially available or well known sulfonylchlorides, isocyanates, or activated acid derivatives.

Synthetic intermediates used in Schemes A, B, C, and D. Synthetic intermediates containing the group Py, as defined in the general formula 1 above, are obtained by the methods illustrated in Scheme E and F.

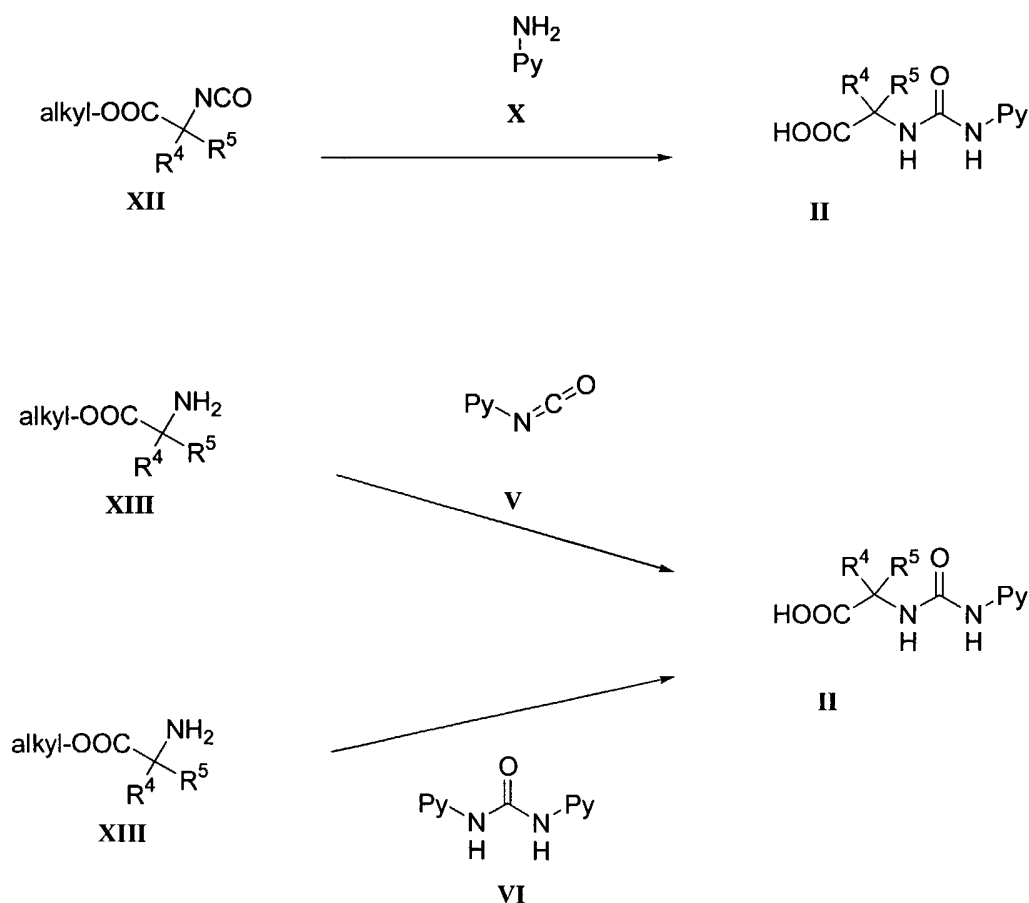
15 Scheme E



Carboxylic acids of general structure XI are commercially available or are prepared by well known methods. Reaction with diphenylphosphoryl azide provides

the acyl azide, which undergoes Curtius rearrangement to provide the isocyanates of general structure V, which are used in situ. Reaction of isocyanates of general formula V with amines of general formula X provides ureas of general formula VI. Isocyanates of general structure V, reacted with haloethylamine hydrochloride in the presence of an acid scavenger such as DIPEA, provide ureas of general structure VII. Isocyanates of general structure V are reacted with tert-butanol to provide the corresponding carbamoyl ester, which is hydrolyzed with aqueous acid such as HCl, to provide amines of general structure X. Reaction of amines of general structure X with commercially available chloroethylisocyanate in a polar aprotic solvent such as tetrahydrofuran provides the ureas of general structure VII.

Scheme F

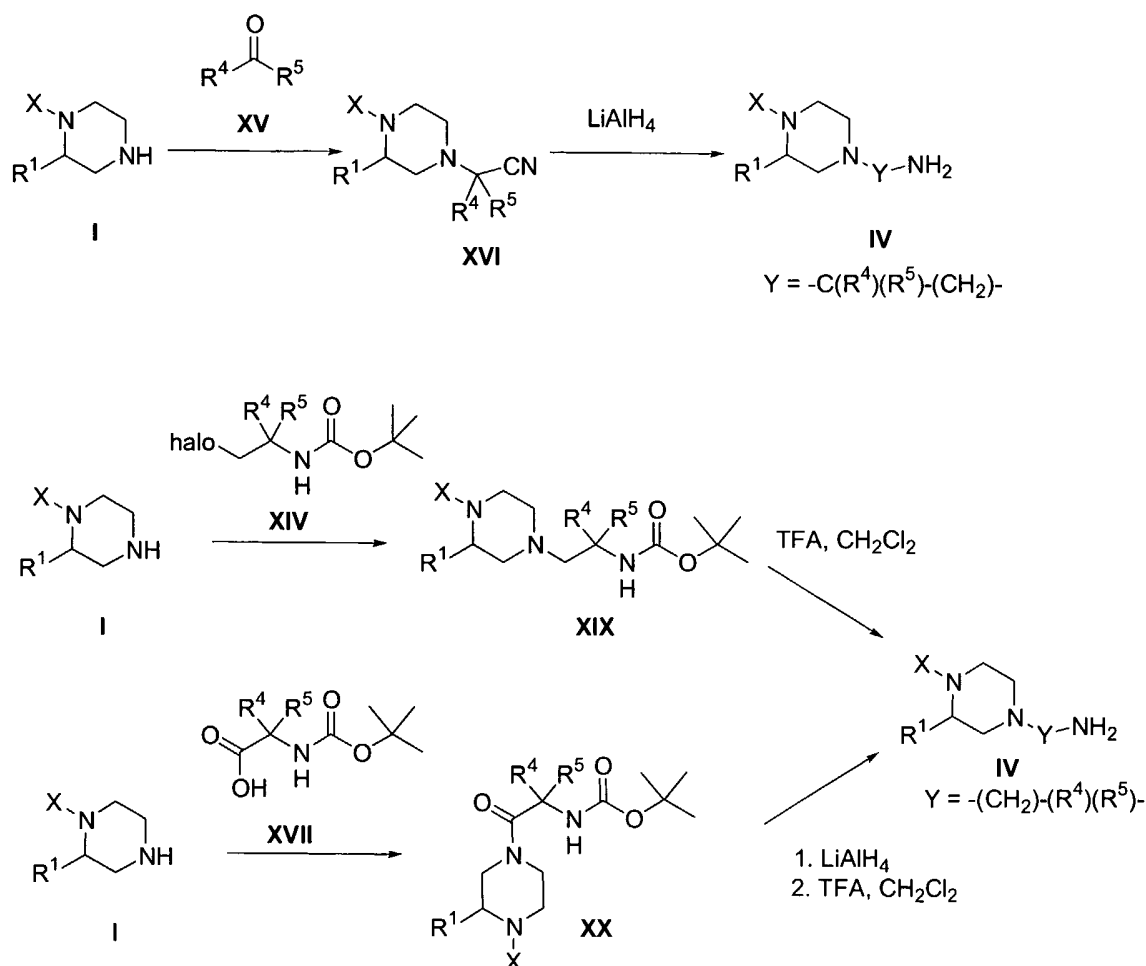


Reaction of amines of general structure X with isocyanates of general structure V provide symmetrical ureas of general structure VI. Reaction of amines of general structure X with commercially available 2-isocyanato-carboxylic acid esters of

general formula XII in a polar aprotic solvent such as tetrahydrofuran, followed by hydrolysis of the ester in aqueous acid such as HCl, provides carboxylic acids of general structure II. Alternatively, isocyanates of general structure V and ureas of general structure VI react with amino acid esters of general structure XIII to provide, after hydrolysis of the ester in aqueous acid such as HCl, carboxylic acids of general structure II.

Synthetic intermediates of general structure IV are obtained by the methods illustrated in Scheme G.

Scheme G



10

4-Substituted-piperazines of general structure I in Scheme A are either commercially available in racemic or optically active form or are prepared in racemic or optically active form by methods well known in the art. Ketones and aldehydes of general formula XV are commercially available or are prepared by

methods well-known in the art. Reaction of ketones and aldehydes of general formula XV with 4-substituted-piperazines of general structure I in presence of a cyanide ion donor such as acetone cyanohydrine provides piperazine derivatives of general structure XVI. Reduction of the cyano group with a reducing reagent such as LiAlH_4 in a polar aprotic solvent such as THF provides the intermediate primary amines of general structure IV, wherein Y is $-\text{C}(\text{R}^4)(\text{R}^5)-(\text{CH}_2)-$. Haloalkyl carbamates of general structure XIV in Scheme G are commercially available or are prepared by methods well-known in the art. N-Alkylation of piperazines of general structure I with haloalkyl carbamates of general structure XIV is accomplished in a polar solvent such as THF in the presence of a small stoichiometric excess of acid scavenger such as DIPEA to provide compounds of general structure XIX. Cleavage of the resulting carbamate with methods well known in the art, for example with TFA in a solvent such as CH_2Cl_2 , provides the intermediate primary amine derivatives of general structure IV wherein Y is $-(\text{CH}_2)-\text{C}(\text{R}^4)(\text{R}^5)-$. Protected amino acids of general structure XVII are commercially available or are prepared by methods well-known in the art. N-Acylation of piperazines of general structure IV with compounds of general structure XVII is accomplished under well-known conditions, for example in a polar solvent such as DMF in the presence of a small stoichiometric excess of a coupling agent such as a carbodiimide, to provide compounds of general structure XX. Reduction with a reagent such as LiAlH_4 and deprotection provides intermediate primary amines of general structure IV wherein Y is $-(\text{CH}_2)-\text{C}(\text{R}^4)(\text{R}^5)-$.

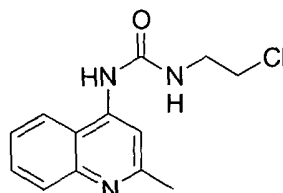
The foregoing general description of the invention will now be further illustrated with a number of non-limiting examples.

EXAMPLES OF THE INVENTION**LIST OF ABBREVIATIONS:**

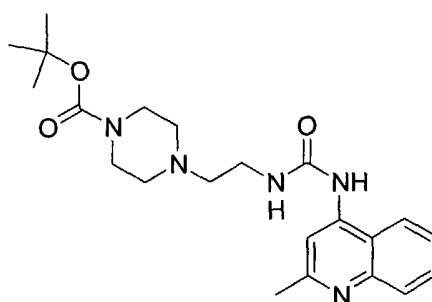
	BSA	bovine serum albumin
	CDI	N,N-carbonyldiimidazole
5	DIPEA	diisopropylethylamine
	DMF	dimethylformamide
	DMSO	dimethylsulfoxide
	DPPA	diphenylphosphoryl azide
	EDC	N-(3-dimethylaminopropyl)-N'-ethylcarbodiimide hydrochloride
10	EDTA	ethylenediamine tetra-acetic acid
	ESI	electrospray ionization
	EtOAc	ethyl acetate
	Hex	hexane
	HOBt	1-hydroxybenzotriazole
15	AcOH	acetic acid
	HPLC	high performance liquid chromatography
	LC-MS	liquid chromatography-mass spectroscopy
	LDA	lithium diisopropylamide
	MeOH	methanol
20	min	minutes
	MHz	megahertz

	MS	mass spectroscopy
	NMR	nuclear magnetic resonance
	ppm	part per million
	PBS	phosphate-buffered saline
5	sat.	saturated
	TBTU	2-(1H-benzotriazole-1-yl)-1,1,3,3-tetramethyluronium bromide
	TEA	triethylamine
	TFA	trifluoroacetic acid
	THF	tetrahydrofuran
10	TLC	thin layer chromatography
	t_R	retention time

Reactions are routinely performed under an inert atmosphere such as N₂ gas in air dried glassware. Solvents are used as received from the vendor. Evaporations are performed in a rotary evaporator at reduced pressure and a water bath temperature of 50 °C. LC-MS characterizations are performed on a Finnigan HP1100 platform using ESI, and positive ion detection with a Navigator AQK detector. Analytical liquid chromatographic separations are performed by Method A, or where indicated, by Method B. Method A consists of a C18 column of 30 x 4.6 mm dimensions and a mobile phase consisting of a 1 minute gradient of 2 – 95% CH₃CN (containing 0.013 TFA) in water (containing 0.04% TFA) at a flow rate of 0.45 mL/min. Method B consists of a C18 column of 30 x 4.6 mm dimensions and an isocratic mobile phase consisting of CH₃CN-water (1:9) containing 1% formic acid. Retention time (t_R) is given in min. TLC is performed on pre-coated silica gel 60 F₂₅₄ glass-backed plates (Merck). Preparative HPLC is performed on a Varian/Gilson platform using a C18 column of 60 x 21 mm dimensions and a mobile phase consisting of a gradient of 2 to 95% CH₃CN in water containing 0.05% formic acid.

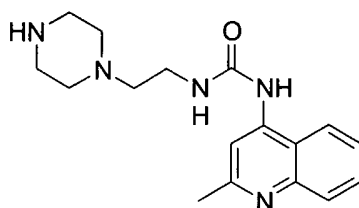
Example 1.**1-[2-(4-Benzenesulfonyl-piperazin-1-yl)-ethyl]-3-(2-methyl-quinolin-4-yl)-urea****1A. 1-(2-Chloro-ethyl)-3-(2-methyl-quinolin-4-yl)-urea**

- 5 To a solution of 4-amino-2-methylquinoline (12.6 g, 80 mmol) in THF (480 mL) is added 2-chloroethylisocyanate (10.2 mL, 120 mmol) at rt. The reaction mixture is stirred for 40 h at rt. MeOH (100 mL) is added, and stirring is continued an additional hour. The reaction mixture is evaporated and the residue is taken up in CH₂Cl₂. The organic layer is shaken with 1 N HCl (250 mL), and the resulting
- 10 precipitate is collected by filtration. The solid is washed with CH₂Cl₂ (100 mL), saturated NaHCO₃ (2 x 100 mL), and with water (4 x 100 mL). The resulting solid is dried under HV at rt for 14 h to provide the title compound.

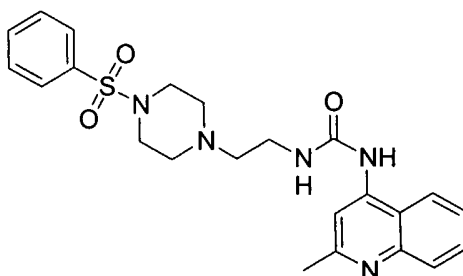
1B. 4-{2-[3-(2-Methyl-quinolin-4-yl)-ureido]-ethyl}-piperazine-1-carboxylic acid tert-butyl ester

15

- A mixture of piperazine-1-carboxylic acid tert-butyl ester (10 mmol), 1-(2-chloroethyl)-3-(2-methyl-quinolin-4-yl)-urea (10 mmol), NaHCO₃ (20 mmol), NaI (0.5 mmol), and THF (70 mL) is stirred in a sealed vessel at 70 °C for 6 d. The reaction mixture is filtered, evaporated to dryness, and the residue is purified by
- 20 preparative HPLC to provide the title compound.

1C. 1-(2-Methyl-quinolin-4-yl)-3-(2-piperazin-1-yl-ethyl)-urea

5 A solution of 4-{2-[3-(2-methyl-quinolin-4-yl)-ureido]-ethyl}-piperazine-1-carboxylic acid tert-butyl ester (5.5 mmol) in AcOH (35 mL) is treated with conc. HCl (3.5 mL). After 30 min, the reaction mixture is frozen and lyophilized to provide the title compound as the dihydrochloride salt.

1D. 1-[2-(4-Benzenesulfonyl-piperazin-1-yl)-ethyl]-3-(2-methyl-quinolin-4-yl)-urea

10

A solution of benzenesulfonyl chloride (0.03 mmol) in THF (1 mL) is added to a mixture of 1-(2-methyl-quinolin-4-yl)-3-(2-piperazin-1-yl-ethyl)-urea (0.025 mmol), DIPEA (6 μ L) and THF (1 mL). The reaction mixture is heated at 40 °C for 18 h, and then is evaporated to dryness. The residue is taken up in formic acid (1 mL),
15 and purified by preparative HPLC to provide the title compound.

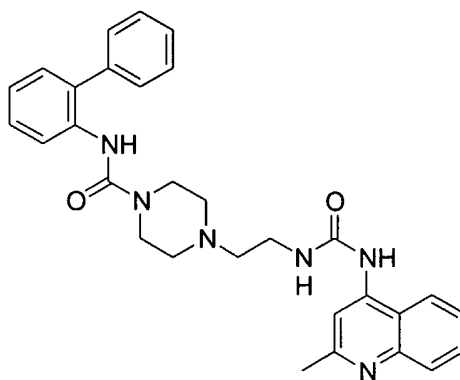
The following compounds are prepared analogously:

	Example	t _r	MS (ES+)
1.	1-[2-(4-Benzenesulfonyl-piperazin-1-yl)-ethyl]-3-(2-methyl-quinolin-4-yl)-urea	0.96	454.19
2.	1-(2-Methyl-quinolin-4-yl)-3-{2-[4-(thiophene-2-sulfonyl)-piperazin-1-yl]-ethyl}-urea	0.94	460.13
3.	1-(2-Methyl-quinolin-4-yl)-3-{2-[4-(toluene-3-sulfonyl)-piperazin-1-yl]-ethyl}-urea	1.05	468.22
4.	1-(2-Methyl-quinolin-4-yl)-3-{2-[4-(toluene-2-sulfonyl)-piperazin-1-yl]-ethyl}-urea	1.03	468.18
5.	1-{2-[4-(2-Fluoro-benzenesulfonyl)-piperazin-1-yl]-ethyl}-3-(2-methyl-quinolin-4-yl)-urea	0.98	472.19
6.	1-{2-[4-(3-Fluoro-benzenesulfonyl)-piperazin-1-yl]-ethyl}-3-(2-methyl-quinolin-4-yl)-urea	1.03	472.18
7.	1-{2-[4-(4-Fluoro-benzenesulfonyl)-piperazin-1-yl]-ethyl}-3-(2-methyl-quinolin-4-yl)-urea	1.01	472.17
8.	1-{2-[4-(3-Cyano-benzenesulfonyl)-piperazin-1-yl]-ethyl}-3-(2-methyl-quinolin-4-yl)-urea	0.99	479.17
9.	1-{2-[4-(4-Cyano-benzenesulfonyl)-piperazin-1-yl]-ethyl}-3-(2-methyl-quinolin-4-yl)-urea	1.00	479.21
10.	1-{2-[4-(3-Methoxy-benzenesulfonyl)-piperazin-1-yl]-ethyl}-3-(2-methyl-quinolin-4-yl)-urea	1.04	484.2
11.	1-{2-[4-(3-Chloro-benzenesulfonyl)-piperazin-1-yl]-ethyl}-3-(2-methyl-quinolin-4-yl)-urea	1.09	488.16
12.	1-{2-[4-(4-Chloro-benzenesulfonyl)-piperazin-1-yl]-ethyl}-3-(2-methyl-quinolin-4-yl)-urea	1.10	488.14

	ethyl}-3-(2-methyl-quinolin-4-yl)-urea		
13.	1-{2-[4-(2-Chloro-benzenesulfonyl)-piperazin-1-yl]-ethyl}-3-(2-methyl-quinolin-4-yl)-urea	1.03	488.13
14.	3-(4-{2-[3-(2-Methyl-quinolin-4-yl)-ureido]-ethyl}-piperazine-1-sulfonyl)-benzoic acid	0.81	498.16
15.	1-(2-Methyl-quinolin-4-yl)-3-{2-[4-(naphthalene-2-sulfonyl)-piperazin-1-yl]-ethyl}-urea	1.04	504.18
16.	1-(2-Methyl-quinolin-4-yl)-3-{2-[4-(naphthalene-1-sulfonyl)-piperazin-1-yl]-ethyl}-urea	1.03	504.16
17.	1-(2-Methyl-quinolin-4-yl)-3-{2-[4-(quinoline-8-sulfonyl)-piperazin-1-yl]-ethyl}-urea	0.87	505.16
18.	1-(2-Methyl-quinolin-4-yl)-3-{2-[4-(4-trifluoromethyl-benzenesulfonyl)-piperazin-1-yl]-ethyl}-urea	1.05	522.18
19.	1-(2-Methyl-quinolin-4-yl)-3-{2-[4-(2-trifluoromethyl-benzenesulfonyl)-piperazin-1-yl]-ethyl}-urea	1.00	522.15
20.	1-(2-Methyl-quinolin-4-yl)-3-{2-[4-(3-trifluoromethyl-benzenesulfonyl)-piperazin-1-yl]-ethyl}-urea	1.05	522.14
21.	1-{2-[4-(3,4-Dichloro-benzenesulfonyl)-piperazin-1-yl]-ethyl}-3-(2-methyl-quinolin-4-yl)-urea	1.06	522.08
22.	1-{2-[4-(4-Butoxy-benzenesulfonyl)-piperazin-1-yl]-ethyl}-3-(2-methyl-quinolin-4-yl)-urea	1.09	526.22
23.	1-{2-[4-(4,5-Dichloro-thiophene-2-sulfonyl)-piperazin-1-yl]-ethyl}-3-(2-methyl-quinolin-4-yl)-urea	1.07	528
24.	1-(2-{4-[4-(3-Chloro-2-cyano-phenoxy)-benzenesulfonyl]-piperazin-1-yl}-ethyl)-3-(2-methyl-	1.09	605.14

	quinolin-4-yl)-urea		
25.	1-{2-[4-(2-Methanesulfonyl-benzenesulfonyl)-piperazin-1-yl]-ethyl}-3-(2-methyl-quinolin-4-yl)-urea	0.82	532.12
26.	N-[4-Methyl-5-(4-{2-[3-(2-methyl-quinolin-4-yl)-ureido]-ethyl}-piperazine-1-sulfonyl)-thiazol-2-yl]-acetamide	0.84	532.1
27.	1-{2-[4-(3-Bromo-benzenesulfonyl)-piperazin-1-yl]-ethyl}-3-(2-methyl-quinolin-4-yl)-urea	1.00	532.01
28.	1-{2-[4-(4-Bromo-benzenesulfonyl)-piperazin-1-yl]-ethyl}-3-(2-methyl-quinolin-4-yl)-urea	1.01	532.02
29.	1-(2-Methyl-quinolin-4-yl)-3-{2-[4-(2-trifluoromethoxy-benzenesulfonyl)-piperazin-1-yl]-ethyl}-urea	1.04	538.11
30.	1-(2-Methyl-quinolin-4-yl)-3-{2-[4-(4-trifluoromethoxy-benzenesulfonyl)-piperazin-1-yl]-ethyl}-urea	1.06	538.13
31.	1-{2-[4-(5-Dimethylamino-naphthalene-1-sulfonyl)-piperazin-1-yl]-ethyl}-3-(2-methyl-quinolin-4-yl)-urea	1.02	547.2
32.	1-{2-[4-(5-Chloro-3-methyl-benzo[b]thiophene-2-sulfonyl)-piperazin-1-yl]-ethyl}-3-(2-methyl-quinolin-4-yl)-urea	1.10	558.11
33.	1-{2-[4-(4-Bromo-2-ethyl-benzenesulfonyl)-piperazin-1-yl]-ethyl}-3-(2-methyl-quinolin-4-yl)-urea	1.08	560.12
34.	1-{2-[4-(3,5-Bis-trifluoromethyl-benzenesulfonyl)-piperazin-1-yl]-ethyl}-3-(2-methyl-quinolin-4-yl)-urea	1.10	590.1
35.	N-[5-(4-{2-[3-(2-Methyl-quinolin-4-yl)-ureido]-ethyl}-piperazine-1-sulfonyl)-thiophen-2-ylmethyl]-	1.00	593.12

	benzamide		
36.	1-{2-[4-(4-Benzenesulfonyl-thiophene-2-sulfonyl)-piperazin-1-yl]-ethyl}-3-(2-methyl-quinolin-4-yl)-urea	1.05	600.09
37.	1-(2-Methyl-quinolin-4-yl)-3-(2-{4-[2-(2,2,2-trifluoroacetyl)-1,2,3,4-tetrahydro-isoquinoline-7-sulfonyl]-piperazin-1-yl}-ethyl)-urea	1.05	605.19
38.	1-(2-Methyl-quinolin-4-yl)-3-[2-(4-phenylmethanesulfonyl-piperazin-1-yl)-ethyl]-urea	0.76	468.16
39.	1-(2-Methyl-quinolin-4-yl)-3-{2-[4-(octane-1-sulfonyl)-piperazin-1-yl]-ethyl}-urea	1.05	490.25
40.	1-{2-[4-(7,7-Dimethyl-2-oxo-bicyclo[2.2.1]hept-1-ylmethanesulfonyl)-piperazin-1-yl]-ethyl}-3-(2-methyl-quinolin-4-yl)-urea	0.83	528.2

Example 41.**4-{2-[3-(2-Methyl-quinolin-4-yl)-ureido]-ethyl}-piperazine-1-carboxylic acid biphenyl-2-ylamide**

5

To a solution of 1-(2-methyl-quinolin-4-yl)-3-(2-piperazin-1-yl-ethyl)-urea (0.03 mmol) in THF (0.3 mL) is added a solution of 2-biphenyl isocyanate (0.09 mmol) in THF (0.6 mL). The reaction is allowed to stir for 18 h, and then is quenched with

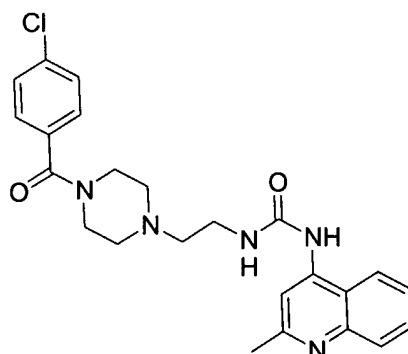
water (0.1 mL), and stirred for an additional 0.5 h. The reaction mixture is evaporated. The residue is taken up in a mixture of formic acid / TFA (1:1; 1 mL), and purified by preparative HPLC.

The following compounds are prepared analogously:

	Example	t _r	MS (ES+)
41.	4-{2-[3-(2-Methyl-quinolin-4-yl)-ureido]-ethyl}-piperazine-1-carboxylic acid biphenyl-2-ylamide	0.98	509.22
42.	4-{2-[3-(2-Methyl-quinolin-4-yl)-ureido]-ethyl}-piperazine-1-carboxylic acid (4-phenoxy-phenyl)-amide	1.06	525.23
43.	4-{2-[3-(2-Methyl-quinolin-4-yl)-ureido]-ethyl}-piperazine-1-carboxylic acid cyclohexylamide	0.81	439.24
44.	4-{2-[3-(2-Methyl-quinolin-4-yl)-ureido]-ethyl}-piperazine-1-carboxylic acid m-tolylamide	0.86	447.23
45.	4-{2-[3-(2-Methyl-quinolin-4-yl)-ureido]-ethyl}-piperazine-1-carboxylic acid (4-methoxy-phenyl)-amide	0.78	463.19
46.	4-{2-[3-(2-Methyl-quinolin-4-yl)-ureido]-ethyl}-piperazine-1-carboxylic acid (2-methoxy-phenyl)-amide	0.79	463.21
47.	4-{2-[3-(2-Methyl-quinolin-4-yl)-ureido]-ethyl}-piperazine-1-carboxylic acid o-tolylamide	0.78	447.22
48.	4-{2-[3-(2-Methyl-quinolin-4-yl)-ureido]-ethyl}-piperazine-1-carboxylic acid (3-chloro-phenyl)-amide	0.91	467.16
49.	4-{2-[3-(2-Methyl-quinolin-4-yl)-ureido]-ethyl}-	0.97	483.21

	piperazine-1-carboxylic acid naphthalen-2-ylamide		
50.	4-{2-[3-(2-Methyl-quinolin-4-yl)-ureido]-ethyl}-piperazine-1-carboxylic acid (2,4-difluoro-phenyl)-amide	0.78	469.18
51.	4-{2-[3-(2-Methyl-quinolin-4-yl)-ureido]-ethyl}-piperazine-1-carboxylic acid butylamide	0.73	413.2
52.	4-{2-[3-(2-Methyl-quinolin-4-yl)-ureido]-ethyl}-piperazine-1-carboxylic acid benzylamide	0.8	447.18
53.	4-{2-[3-(2-Methyl-quinolin-4-yl)-ureido]-ethyl}-piperazine-1-carboxylic acid (2-fluoro-phenyl)-amide	0.76	451.21
54.	4-{2-[3-(2-Methyl-quinolin-4-yl)-ureido]-ethyl}-piperazine-1-carboxylic acid (4-fluoro-phenyl)-amide	0.82	451.19
55.	4-{2-[3-(2-Methyl-quinolin-4-yl)-ureido]-ethyl}-piperazine-1-carboxylic acid (3-fluoro-phenyl)-amide	0.84	451.15
56.	4-{2-[3-(2-Methyl-quinolin-4-yl)-ureido]-ethyl}-piperazine-1-carboxylic acid phenethyl-amide	0.86	461.23
57.	4-{2-[3-(2-Methyl-quinolin-4-yl)-ureido]-ethyl}-piperazine-1-carboxylic acid (3-methoxy-phenyl)-amide	0.82	463.2
58.	4-{2-[3-(2-Methyl-quinolin-4-yl)-ureido]-ethyl}-piperazine-1-carboxylic acid 4-fluoro-benzylamide	0.84	465.21
59.	4-{2-[3-(2-Methyl-quinolin-4-yl)-ureido]-ethyl}-piperazine-1-carboxylic acid (2-isopropyl-phenyl)-amide	0.93	475.25
60.	4-{2-[3-(2-Methyl-quinolin-4-yl)-ureido]-ethyl}-	0.96	511.1

	piperazine-1-carboxylic acid (4-bromo-phenyl)-amide		
61.	4-{2-[3-(2-Methyl-quinolin-4-yl)-ureido]-ethyl}-piperazine-1-carboxylic acid (2-phenoxy-phenyl)-amide	1.02	525.2
62.	4-{2-[3-(2-Methyl-quinolin-4-yl)-ureido]-ethyl}-piperazine-1-carboxylic acid (4-chloro-phenyl)-amide	0.93	467.13

Example 63.**1-(2-{4-[2-(4-Chloro-phenyl)-acetyl]-piperazin-1-yl}-ethyl)-3-(2-methyl-quinolin-4-yl)-urea**

5

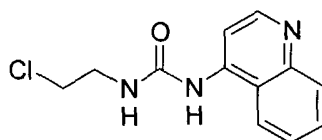
To a solution of 1-(2-methyl-quinolin-4-yl)-3-(2-piperazin-1-yl-ethyl)-urea (0.03 mmol) in DMF (0.3 mL) is added DIPEA (3 eq). The resulting solution is treated with a solution of pyridine-2-carboxylic acid (1.1 eq) in DMF (0.25 mL). A solution of TBTU (1.1 eq) in DMF (0.25 mL) is added. The reaction is stirred at 20 C for 45 min. The reaction mixture is evaporated to dryness. The residue is taken up in CH₃CN/H₂O/TFA (6:10:1; 1 mL) and is purified by preparative HPLC.

10

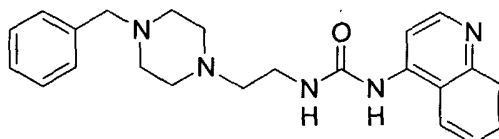
The following compounds are prepared analogously:

	Example	t _r	MS (ES+)
63.	1-(2-{4-[2-(4-Chloro-phenyl)-acetyl]-piperazin-1-yl}-ethyl)-3-(2-methyl-quinolin-4-yl)-urea	0.92	466.17
64.	1-(2-{4-[2-(4-Methoxy-phenyl)-acetyl]-piperazin-1-yl}-ethyl)-3-(2-methyl-quinolin-4-yl)-urea	0.82	462.2
65.	1-(2-Methyl-quinolin-4-yl)-3-{2-[4-(naphthalene-2-carbonyl)-piperazin-1-yl]-ethyl}-urea	0.93	468.18
66.	1-(2-{4-[2-(4-Isopropyl-phenyl)-acetyl]-piperazin-1-yl}-ethyl)-3-(2-methyl-quinolin-4-yl)-urea	1.04	474.23
67.	1-(2-Methyl-quinolin-4-yl)-3-{2-[4-(2-naphthalen-1-yl-acetyl)-piperazin-1-yl]-ethyl}-urea	0.98	482.22
68.	1-[2-(4-Benzoyl-piperazin-1-yl)-ethyl]-3-(2-methyl-quinolin-4-yl)-urea	0.75	418.15
69.	1-(2-{4-[3-(4-Fluoro-phenyl)-propionyl]-piperazin-1-yl}-ethyl)-3-(2-methyl-quinolin-4-yl)-urea	0.91	464.21
70.	1-(2-Methyl-quinolin-4-yl)-3-{2-[4-(3-phenyl-propionyl)-piperazin-1-yl]-ethyl}-urea	0.86	446.22
71.	1-(2-{4-[2-(4-Fluoro-phenyl)-acetyl]-piperazin-1-yl}-ethyl)-3-(2-methyl-quinolin-4-yl)-urea	0.83	450.15
72.	1-(2-Methyl-quinolin-4-yl)-3-{2-[4-(3-p-tolyl-propionyl)-piperazin-1-yl]-ethyl}-urea	0.95	460.25
73.	1-(2-{4-[3-(2-Methoxy-phenyl)-propionyl]-piperazin-1-yl}-ethyl)-3-(2-methyl-quinolin-4-yl)-urea	0.91	476.27
74.	1-(2-{4-[3-(4-Methoxy-phenyl)-propionyl]-piperazin-1-	0.87	476.24

	yl)-ethyl)-3-(2-methyl-quinolin-4-yl)-urea		
75.	1-(2-{4-[3-(3-Methoxy-phenyl)-propionyl]-piperazin-1-yl)-ethyl)-3-(2-methyl-quinolin-4-yl)-urea	0.89	476.26
76.	1-(2-Methyl-quinolin-4-yl)-3-[2-(4-phenylacetyl-piperazin-1-yl)-ethyl]-urea	0.80	432.24
77.	1-(2-Methyl-quinolin-4-yl)-3-{2-[4-(2-m-tolyl-acetyl)-piperazin-1-yl]-ethyl}-urea	0.88	446.21
78.	1-(2-Methyl-quinolin-4-yl)-3-{2-[4-(2-p-tolyl-acetyl)-piperazin-1-yl]-ethyl}-urea	0.88	446.2
79.	1-{2-[4-(3-Chloro-benzoyl)-piperazin-1-yl]-ethyl}-3-(2-methyl-quinolin-4-yl)-urea	0.85	452.2
80.	1-(2-Methyl-quinolin-4-yl)-3-{2-[4-(quinoline-6-carbonyl)-piperazin-1-yl]-ethyl}-urea	0.63	469.22
81.	1-{2-[4-(4-tert-Butyl-benzoyl)-piperazin-1-yl]-ethyl}-3-(2-methyl-quinolin-4-yl)-urea	1.04	474.26
82.	1-(2-{4-[2-(4-Dimethylamino-phenyl)-acetyl]-piperazin-1-yl)-ethyl)-3-(2-methyl-quinolin-4-yl)-urea	0.62	475.32
83.	1-{2-[4-(2,4-Dimethoxy-benzoyl)-piperazin-1-yl]-ethyl}-3-(2-methyl-quinolin-4-yl)-urea	0.80	478.21
84.	1-(2-Methyl-quinolin-4-yl)-3-{2-[4-(4-pyrrol-1-yl-benzoyl)-piperazin-1-yl]-ethyl}-urea	0.95	483.22
85.	1-(2-{4-[2-(4-Bromo-phenyl)-acetyl]-piperazin-1-yl}-ethyl)-3-(2-methyl-quinolin-4-yl)-urea	0.95	510.14
86.	1-{2-[4-(4-Benzoyl-benzoyl)-piperazin-1-yl]-ethyl}-3-(2-methyl-quinolin-4-yl)-urea	0.98	522.18

Example 87.**1-[2-(4-Benzyl-piperazin-1-yl)-ethyl]-3-quinolin-4-yl-urea****87A. 1-(2-Chloroethyl)-3-quinolin-4-yl-urea**

- 5 To a solution of 4-aminoquinoline (3.46 g, 24 mmol) in dry THF is added chloroethylisocyanate (3.1 mL, 36 mmol). The reaction mixture is stirred for 18 h. MeOH (10 mL) is added, and stirring is continued for an additional hour. The reaction mixture is evaporated, and partitioned between DCM and aqueous 5% citric acid (150 mL). The aqueous layer is carefully adjusted to pH 9 with solid
- 10 NaHCO₃. The precipitate is filtered, washed with H₂O (5 x 20 mL) and Et₂O (2 x 20 mL), and dried in vacuo at 45 °C to provide the title compound.

87B. 1-[2-(4-Benzyl-piperazin-1-yl)-ethyl]-3-quinolin-4-yl-urea

- To a solution of 4-benzylpiperazine (0.03 mmol) in dry THF (1 mL) is added 1-(2-chloro-ethyl)-3-quinolin-4-yl-urea (0.03 mmol), solid NaHCO₃ (2.5 mg), and NaI (1 mg). The flask is tightly sealed, and shaken at 70°C for 6 days. The reaction mixture is evaporated, taken up in aqueous formic acid, and purified by preparative HPLC to provide the title compound.
- 15

The following compounds are prepared in an analogous fashion.

	Example	t _r	MS (ES+)
87.	1-[2-(4-Benzyl-piperazin-1-yl)-ethyl]-3-quinolin-4-yl-urea	0.77	390.07
88.	1-[2-(4-Benzyl-piperazin-1-yl)-ethyl]-3-pyridin-4-yl-urea	0.62	340.09
89.	1-{2-[4-(4-Methoxy-phenyl)-3-methyl-piperazin-1-yl]-ethyl}-3-quinolin-4-yl-urea	0.93	420.17
90.	1-{2-[4-(2-Methoxy-phenyl)-piperazin-1-yl]-ethyl}-3-quinolin-4-yl-urea	0.89	406.17
91.	1-{2-[4-(3-Methoxy-phenyl)-piperazin-1-yl]-ethyl}-3-quinolin-4-yl-urea	0.92	406.17
92.	1-[2-(4-Phenyl-piperazin-1-yl)-ethyl]-3-quinolin-4-yl-urea	0.88	376.14
93.	1-[2-(3-Methyl-4-p-tolyl-piperazin-1-yl)-ethyl]-3-quinolin-4-yl-urea	1.01	404.15
94.	1-Quinolin-4-yl-3-[2-(4-m-tolyl-piperazin-1-yl)-ethyl]-urea	0.98	390.11
95.	1-[2-[4-(4-Fluoro-phenyl)-piperazin-1-yl]-ethyl]-3-quinolin-4-yl-urea	0.92	394.18
96.	1-[2-(4-Benzo[1,3]dioxol-5-ylmethyl-piperazin-1-yl)-ethyl]-3-quinolin-4-yl-urea	0.79	434.16
97.	1-{2-[4-(2-Fluoro-phenyl)-piperazin-1-yl]-ethyl}-3-quinolin-4-yl-urea	0.92	394.14
98.	1-Quinolin-4-yl-3-{2-[4-(3-trifluoromethyl-phenyl)-	1.09	444.12

	piperazin-1-yl]-ethyl)-urea		
99.	1-Quinolin-4-yl-3-[2-(4-o-tolyl-piperazin-1-yl)-ethyl]-urea	1.00	390.12
100.	1-{2-[4-(3-Chloro-phenyl)-piperazin-1-yl]-ethyl}-3-quinolin-4-yl-urea	1.03	410.1
101.	1-[2-(4-Benzhydryl-piperazin-1-yl)-ethyl]-3-quinolin-4-yl-urea	1.12	466.19

EXAMPLE 102. IN VITRO BIOLOGICAL CHARACTERIZATION

The inhibitory activity of the compounds of general formula 1 on the actions of urotensin II can be demonstrated using the test procedures described hereinafter:

5 1) INHIBITION OF HUMAN [¹²⁵I]-UROTENSIN II BINDING TO A RHABDOMYOSARCOMA CELL LINE

Whole cell binding of human [¹²⁵I]-urotensin II is performed using human-derived TE-671 rhabdomyosarcoma cells (Deutsche Sammlung von Mikroorganismen und Zellkulturen, cell line #ACC-263), by methods adapted from a whole cell endothelin binding assay (Breu V et al, In vitro characterization of Ro-46-2005, a novel synthetic non-peptide antagonist of ET_A and ET_B receptors. FEBS Lett. 1993, 334, 210-214).

The assay is performed in 250 μL Dulbecco's Modified Eagle Medium, pH 7.4 (GIBCO BRL, CatNo 31885-023), including 25 mM HEPES (Fluka, CatNo 05473), 1.0 % DMSO (Fluka, CatNo 41644) and 0.5% (w/v) BSA Fraction V (Fluka, CatNo 05473) in polypropylene microtiter plates (Nunc, CatNo 442587). 300'000 suspended cells are incubated with gentle shaking for 4 h at 20°C with 20 pM human [¹²⁵I]Urotensin II (Anawa Trading SA, Wangen, Switzerland, 2130Ci/mmol) and increasing concentrations of unlabeled antagonist. Minimum and maximum binding are derived from samples with and without 100 nM unlabelled U-II, respectively. After the 4 h incubation period, the cells are filtered onto GF/C

filterplates (Packard, CatNo 6005174). The filter plates are dried, and then 50 μ L scintillation cocktail (Packard, MicroScint 20, CatNo 6013621) is added to each well. The filterplates are counted in a microplate counter (Packard Bioscience, TopCount NXT).

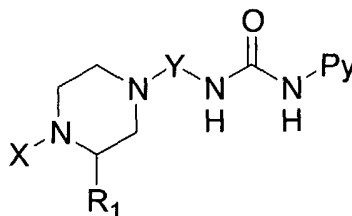
- 5 All test compounds are dissolved and diluted in 100% DMSO. A ten-fold dilution into assay buffer is performed prior to addition to the assay. The final concentration of DMSO in the assay is 1.0%, which is found not to interfere with the binding. IC₅₀ values are defined as the concentration of antagonist inhibiting 50% of the specific binding of [¹²⁵I]human U-II. Specific binding is the difference
10 between maximum binding and minimum binding, as described above. An IC₅₀ value of 0.206 nM is found for unlabeled human U-II. The compounds of the invention are found to have IC₅₀ values ranging from 10 to 1000 nM in this assay.

2) INHIBITION OF HUMAN UROTENSIN II-INDUCED CONTRACTIONS ON ISOLATED RAT THORACIC AORTA :

- 15 Adult Wistar rats are anesthetized and exsanguinated. The proximal thoracic descending aorta is excised, dissected and a 3-5 mm ring is isolated. The endothelium is removed by gentle rubbing of the intimal surface. The ring is suspended in a 10 mL isolated organ bath filled with Krebs-Henseleit solution (in
20 mM; NaCl 115, KCl 4.7, MgSO₄ 1.2, KH₂PO₄ 1.5, NaHCO₃ 25, CaCl₂ 2.5, glucose 10) kept at 37° C and aerated with 95% O₂ and 5% CO₂. Indomethacin (10⁻⁵ M) is added to the Krebs-Henseleit solution to avoid eicosanoid generation. The ring is stretched to a resting tension of 1 g. Changes of isometric force are measured using force transducers (EMKA Technologies SA, Paris, France). Following an equilibration period, the rings are briefly contracted with KCl (60 mM). Cumulative
25 doses of human urotensin II (10⁻¹² M to 10⁻⁶ M) are added after a 10 min incubation with the test compound or its vehicle. Functional antagonism is measured as the inhibition of maximal contraction to urotensin II.

CLAIMS

1. Compounds of the general formula 1



General Formula 1

5 wherein:

Py represents pyridin-4-yl mono-substituted in position 2 with $-NR^2R^3$; pyridin-4-yl di-substituted in position 2 with $-NR^2R^3$ and in position 6 with lower alkyl or aryl-lower alkyl; unsubstituted quinolin-4-yl; quinolin-4-yl mono-substituted in position 2 with lower alkyl; quinolin-4-yl di-substituted in position 2 with lower alkyl and in position 6, 7, or 8 with halogen, lower alkyl, or aryl-lower alkyl;

X represents aryl; aryl-lower alkyl; lower alkyl disubstituted with aryl; lower alkyl-SO₂-; aryl-SO₂-; aryl-lower alkyl-SO₂-; lower alkyl-CO-; aryl-CO-; aryl-lower alkyl-CO-; lower alkyl-NR⁶CO-; aryl-NR⁶CO- and aryl-lower alkyl-NR⁶CO-.

15 Y represents $-C(R^4)(R^5)-(CH_2)-$ or $-(CH_2)-C(R^4)(R^5)-$.

R¹ represents hydrogen or a methyl group;

R² and R³ represent independently hydrogen; lower alkyl; or aryl-lower alkyl;

R⁴ represents hydrogen; lower alkyl; aryl; aryl-lower alkyl; or forms together with R⁵ a 3-, 4-, 5-, or 6-membered saturated carbocyclic ring including the carbon atom to which R⁴ and R⁵ are attached as ring atoms;

R⁵ represents hydrogen; methyl; or forms together with R⁴ a 3-, 4-, 5-, or 6-membered saturated carbocyclic ring including the carbon atom to which R⁴ and R⁵ are attached as ring atoms;

R⁶ represents hydrogen; lower alkyl; or aryl-lower alkyl;

and optically pure enantiomers or diastereomers, mixtures of enantiomers or diastereomers, diastereomeric racemates, and mixtures of diastereomeric racemates; as well as their pharmaceutically acceptable salts, solvent complexes, and morphological forms;

- 5 2. Compounds of general formula 1 according to claim 1 wherein R^4 and R^5 represent hydrogen and R^1 , X and Py have the meaning given in general formula 1.
3. Compounds of general formula 1 according to claim 1 wherein R^1 represents hydrogen and Y, X and Py have the meaning given in general formula 1.
- 10 4. Compounds of general formula 1 according to claim 1 wherein X represents aryl, aryl-lower alkyl- or lower alkyl disubstituted with aryl-, and R^1 , Y and Py have the meaning given in general formula 1.
5. Compounds of general formula 1 according to claim 1 wherein X represents aryl-SO₂- or aryl-lower alkyl-SO₂-, and R^1 , Y and Py have the meaning given in
15 general formula 1.
6. Compounds of general formula 1 according to claim 1 wherein X represents aryl-CO- or aryl-lower alkyl-CO-, and R^1 , Y and Py have the meaning given in general formula 1.
7. Compounds of general formula 1 according to claim 1 wherein X represents
20 aryl-NR⁶CO- or aryl-lower alkyl-NR⁶CO-, and R^1 , R^6 , Y and Py have the meaning given in general formula 1.
8. Compounds of general formula 1 according to claim 1 wherein Py represents unsubstituted quinolin-4-yl or quinolin-4-yl mono-substituted in position 2 with lower alkyl, and R^1 , X and Y have the meaning given in general formula 1.
- 25 9. Compounds of general formula 1 according to claim 1 wherein Py represents pyridin-4-yl, substituted in position 2 with R^2R^3N -, wherein R^3 represents aryl-lower alkyl and R^2 represents lower alkyl, and R^1 , X and Y have the meaning given in general formula 1.

10. Compounds of general formula 1 according to claim 1 wherein Py represents pyridin-4-yl, substituted in position 2 with R^2R^3N- , wherein R^2 represents hydrogen, and R^1 , R^3 , X and Y have the meaning given in general formula 1.
- 5 11. A group of especially preferred compounds of general formula 1 according to claim 1 wherein R^4 and R^5 represent hydrogen, X represents aryl, aryl-lower alkyl- or lower alkyl disubstituted with aryl-, and R^1 and Py have the meaning given in general formula 1.
- 10 12. Compounds of general formula 1 according to claim 1 wherein R^1 , R^4 and R^5 represent hydrogen, X represents aryl-SO₂- or aryl-lower alkyl-SO₂-, and Py has the meaning given in general formula 1.
13. Compounds of general formula 1 according to claim 1 wherein R^1 , R^4 and R^5 represent hydrogen, X represents aryl-CO- or aryl-lower alkyl-CO-, and Py has the meaning given in general formula 1.
- 15 14. Compounds of general formula 1 according to claim 1 wherein R^1 , R^4 and R^5 represent hydrogen, X represents aryl-NR⁶CO- or aryl-lower alkyl-NR⁶CO-, and R^6 and Py has the meaning given in general formula 1.
- 20 15. Compounds of general formula 1 according to claim 1 wherein R^1 , R^4 and R^5 represent hydrogen, Py represents unsubstituted quinolin-4-yl or quinolin-4-yl mono-substituted in position 2 with lower alkyl, and X has the meaning given in general formula 1.
16. Compounds of general formula 1 according to claim 1 wherein R^1 , R^4 and R^5 represent hydrogen, Py represents pyridin-4-yl, substituted in position 2 with R^2R^3N- , wherein R^3 represents aryl-lower alkyl and R^2 represents lower alkyl, and X has the meaning given in general formula 1.
- 25 17. Compounds of general formula 1 according to claim 1 wherein R^1 , R^4 and R^5 represent hydrogen, Py represents pyridin-4-yl, substituted in position 2 with R^2R^3N- , wherein R^2 represents hydrogen, and R^3 and X have the meaning given in general formula 1.

18. Compounds of general formula 1 according to claim 1 wherein R¹, R⁴ and R⁵ represent hydrogen, X represents aryl, aryl-lower alkyl- or lower alkyl disubstituted with aryl-, and Py represents unsubstituted quinolin-4-yl or quinolin-4-yl mono-substituted in position 2 with lower alkyl.
- 5 19. Compounds of general formula 1 according to claim 1 wherein R¹, R⁴ and R⁵ represent hydrogen, X represents aryl-SO₂- or aryl-lower alkyl-SO₂-, and Py represents unsubstituted quinolin-4-yl or quinolin-4-yl mono-substituted in position 2 with lower alkyl.
- 10 20. Compounds of general formula 1 according to claim 1 wherein R¹, R⁴ and R⁵ represent hydrogen, X represents aryl-CO- or aryl-lower alkyl-CO-, and Py represents unsubstituted quinolin-4-yl or quinolin-4-yl mono-substituted in position 2 with lower alkyl.
- 15 21. Compounds of general formula 1 according to claim 1 wherein R¹, R⁴ and R⁵ represent hydrogen, X represents aryl-NR⁶CO- or aryl-lower alkyl-NR⁶CO-, Py represents unsubstituted quinolin-4-yl or quinolin-4-yl mono-substituted in position 2 with lower alkyl, and R⁶ has the meaning given in general formula 1.
22. The compound according to any one of claims 1 to 21 that is selected from the group consisting of
- 1-[2-(4-Benzenesulfonyl-piperazin-1-yl)-ethyl]-3-(2-methyl-quinolin-4-yl)-urea
- 20 1-(2-Methyl-quinolin-4-yl)-3-{2-[4-(thiophene-2-sulfonyl)-piperazin-1-yl]-ethyl}-urea
- 1-(2-Methyl-quinolin-4-yl)-3-{2-[4-(toluene-3-sulfonyl)-piperazin-1-yl]-ethyl}-urea
- 1-(2-Methyl-quinolin-4-yl)-3-{2-[4-(toluene-2-sulfonyl)-piperazin-1-yl]-ethyl}-urea
- 25 1-{2-[4-(2-Fluoro-benzenesulfonyl)-piperazin-1-yl]-ethyl}-3-(2-methyl-quinolin-4-yl)-urea
- 1-{2-[4-(3-Fluoro-benzenesulfonyl)-piperazin-1-yl]-ethyl}-3-(2-methyl-quinolin-4-yl)-urea

- 1-{2-[4-(4-Fluoro-benzenesulfonyl)-piperazin-1-yl]-ethyl}-3-(2-methyl-quinolin-4-yl)-urea
- 1-{2-[4-(3-Cyano-benzenesulfonyl)-piperazin-1-yl]-ethyl}-3-(2-methyl-quinolin-4-yl)-urea
- 5 1-{2-[4-(4-Cyano-benzenesulfonyl)-piperazin-1-yl]-ethyl}-3-(2-methyl-quinolin-4-yl)-urea
- 1-{2-[4-(3-Methoxy-benzenesulfonyl)-piperazin-1-yl]-ethyl}-3-(2-methyl-quinolin-4-yl)-urea
- 10 1-{2-[4-(3-Chloro-benzenesulfonyl)-piperazin-1-yl]-ethyl}-3-(2-methyl-quinolin-4-yl)-urea
- 1-{2-[4-(4-Chloro-benzenesulfonyl)-piperazin-1-yl]-ethyl}-3-(2-methyl-quinolin-4-yl)-urea
- 1-{2-[4-(2-Chloro-benzenesulfonyl)-piperazin-1-yl]-ethyl}-3-(2-methyl-quinolin-4-yl)-urea
- 15 3-(4-{2-[3-(2-Methyl-quinolin-4-yl)-ureido]-ethyl}-piperazine-1-sulfonyl)-benzoic acid
- 1-(2-Methyl-quinolin-4-yl)-3-{2-[4-(naphthalene-2-sulfonyl)-piperazin-1-yl]-ethyl}-urea
- 1-(2-Methyl-quinolin-4-yl)-3-{2-[4-(naphthalene-1-sulfonyl)-piperazin-1-yl]-ethyl}-urea
- 20 1-(2-Methyl-quinolin-4-yl)-3-{2-[4-(quinoline-8-sulfonyl)-piperazin-1-yl]-ethyl}-urea
- 1-(2-Methyl-quinolin-4-yl)-3-{2-[4-(4-trifluoromethyl-benzenesulfonyl)-piperazin-1-yl]-ethyl}-urea
- 25 1-(2-Methyl-quinolin-4-yl)-3-{2-[4-(2-trifluoromethyl-benzenesulfonyl)-piperazin-1-yl]-ethyl}-urea

- 1-(2-Methyl-quinolin-4-yl)-3-{2-[4-(3-trifluoromethyl-benzenesulfonyl)-piperazin-1-yl]-ethyl}-urea
- 1-{2-[4-(3,4-Dichloro-benzenesulfonyl)-piperazin-1-yl]-ethyl}-3-(2-methyl-quinolin-4-yl)-urea
- 5 1-{2-[4-(4-Butoxy-benzenesulfonyl)-piperazin-1-yl]-ethyl}-3-(2-methyl-quinolin-4-yl)-urea
- 1-{2-[4-(4,5-Dichloro-thiophene-2-sulfonyl)-piperazin-1-yl]-ethyl}-3-(2-methyl-quinolin-4-yl)-urea
- 10 1-(2-{4-[4-(3-Chloro-2-cyano-phenoxy)-benzenesulfonyl]-piperazin-1-yl}-ethyl)-3-(2-methyl-quinolin-4-yl)-urea
- 1-{2-[4-(2-Methanesulfonyl-benzenesulfonyl)-piperazin-1-yl]-ethyl}-3-(2-methyl-quinolin-4-yl)-urea
- N-[4-Methyl-5-(4-{2-[3-(2-methyl-quinolin-4-yl)-ureido]-ethyl}-piperazine-1-sulfonyl)-thiazol-2-yl]-acetamide
- 15 1-{2-[4-(3-Bromo-benzenesulfonyl)-piperazin-1-yl]-ethyl}-3-(2-methyl-quinolin-4-yl)-urea
- 1-{2-[4-(4-Bromo-benzenesulfonyl)-piperazin-1-yl]-ethyl}-3-(2-methyl-quinolin-4-yl)-urea
- 20 1-(2-Methyl-quinolin-4-yl)-3-{2-[4-(2-trifluoromethoxy-benzenesulfonyl)-piperazin-1-yl]-ethyl}-urea
- 1-(2-Methyl-quinolin-4-yl)-3-{2-[4-(4-trifluoromethoxy-benzenesulfonyl)-piperazin-1-yl]-ethyl}-urea
- 1-{2-[4-(5-Dimethylamino-naphthalene-1-sulfonyl)-piperazin-1-yl]-ethyl}-3-(2-methyl-quinolin-4-yl)-urea
- 25 1-{2-[4-(5-Chloro-3-methyl-benzo[b]thiophene-2-sulfonyl)-piperazin-1-yl]-ethyl}-3-(2-methyl-quinolin-4-yl)-urea

- 1-{2-[4-(4-Bromo-2-ethyl-benzenesulfonyl)-piperazin-1-yl]-ethyl}-3-(2-methyl-quinolin-4-yl)-urea
- 1-{2-[4-(3,5-Bis-trifluoromethyl-benzenesulfonyl)-piperazin-1-yl]-ethyl}-3-(2-methyl-quinolin-4-yl)-urea
- 5 N-[5-(4-{2-[3-(2-Methyl-quinolin-4-yl)-ureido]-ethyl}-piperazine-1-sulfonyl)-thiophen-2-ylmethyl]-benzamide
- 1-{2-[4-(4-Benzenesulfonyl-thiophene-2-sulfonyl)-piperazin-1-yl]-ethyl}-3-(2-methyl-quinolin-4-yl)-urea
- 10 1-(2-Methyl-quinolin-4-yl)-3-(2-{4-[2-(2,2,2-trifluoro-acetyl)-1,2,3,4-tetrahydro-isoquinoline-7-sulfonyl]-piperazin-1-yl}-ethyl)-urea
- 1-(2-Methyl-quinolin-4-yl)-3-[2-(4-phenylmethanesulfonyl-piperazin-1-yl)-ethyl]-urea
- 1-(2-Methyl-quinolin-4-yl)-3-{2-[4-(octane-1-sulfonyl)-piperazin-1-yl]-ethyl}-urea
- 15 1-{2-[4-(7,7-Dimethyl-2-oxo-bicyclo[2.2.1]hept-1-ylmethanesulfonyl)-piperazin-1-yl]-ethyl}-3-(2-methyl-quinolin-4-yl)-urea
- 4-{2-[3-(2-Methyl-quinolin-4-yl)-ureido]-ethyl}-piperazine-1-carboxylic acid biphenyl-2-ylamide
- 4-{2-[3-(2-Methyl-quinolin-4-yl)-ureido]-ethyl}-piperazine-1-carboxylic acid (4-phenoxy-phenyl)-amide
- 20 4-{2-[3-(2-Methyl-quinolin-4-yl)-ureido]-ethyl}-piperazine-1-carboxylic acid cyclohexylamide
- 4-{2-[3-(2-Methyl-quinolin-4-yl)-ureido]-ethyl}-piperazine-1-carboxylic acid m-tolylamide
- 25 4-{2-[3-(2-Methyl-quinolin-4-yl)-ureido]-ethyl}-piperazine-1-carboxylic acid (4-methoxy-phenyl)-amide

- 4-{2-[3-(2-Methyl-quinolin-4-yl)-ureido]-ethyl}-piperazine-1-carboxylic acid (2-methoxy-phenyl)-amide
- 4-{2-[3-(2-Methyl-quinolin-4-yl)-ureido]-ethyl}-piperazine-1-carboxylic acid o-tolylamide
- 5 4-{2-[3-(2-Methyl-quinolin-4-yl)-ureido]-ethyl}-piperazine-1-carboxylic acid (3-chloro-phenyl)-amide
- 4-{2-[3-(2-Methyl-quinolin-4-yl)-ureido]-ethyl}-piperazine-1-carboxylic acid naphthalen-2-ylamide
- 10 4-{2-[3-(2-Methyl-quinolin-4-yl)-ureido]-ethyl}-piperazine-1-carboxylic acid (2,4-difluoro-phenyl)-amide
- 4-{2-[3-(2-Methyl-quinolin-4-yl)-ureido]-ethyl}-piperazine-1-carboxylic acid butylamide
- 4-{2-[3-(2-Methyl-quinolin-4-yl)-ureido]-ethyl}-piperazine-1-carboxylic acid benzylamide
- 15 4-{2-[3-(2-Methyl-quinolin-4-yl)-ureido]-ethyl}-piperazine-1-carboxylic acid (2-fluoro-phenyl)-amide
- 4-{2-[3-(2-Methyl-quinolin-4-yl)-ureido]-ethyl}-piperazine-1-carboxylic acid (4-fluoro-phenyl)-amide
- 20 4-{2-[3-(2-Methyl-quinolin-4-yl)-ureido]-ethyl}-piperazine-1-carboxylic acid (3-fluoro-phenyl)-amide
- 4-{2-[3-(2-Methyl-quinolin-4-yl)-ureido]-ethyl}-piperazine-1-carboxylic acid phenethyl-amide
- 4-{2-[3-(2-Methyl-quinolin-4-yl)-ureido]-ethyl}-piperazine-1-carboxylic acid (3-methoxy-phenyl)-amide
- 25 4-{2-[3-(2-Methyl-quinolin-4-yl)-ureido]-ethyl}-piperazine-1-carboxylic acid 4-fluoro-benzylamide

- 4-{2-[3-(2-Methyl-quinolin-4-yl)-ureido]-ethyl}-piperazine-1-carboxylic acid (2-isopropyl-phenyl)-amide
- 4-{2-[3-(2-Methyl-quinolin-4-yl)-ureido]-ethyl}-piperazine-1-carboxylic acid (4-bromo-phenyl)-amide
- 5 4-{2-[3-(2-Methyl-quinolin-4-yl)-ureido]-ethyl}-piperazine-1-carboxylic acid (2-phenoxy-phenyl)-amide
- 4-{2-[3-(2-Methyl-quinolin-4-yl)-ureido]-ethyl}-piperazine-1-carboxylic acid (4-chloro-phenyl)-amide
- 10 1-(2-{4-[2-(4-Chloro-phenyl)-acetyl]-piperazin-1-yl}-ethyl)-3-(2-methyl-quinolin-4-yl)-urea
- 1-(2-{4-[2-(4-Methoxy-phenyl)-acetyl]-piperazin-1-yl}-ethyl)-3-(2-methyl-quinolin-4-yl)-urea
- 1-(2-Methyl-quinolin-4-yl)-3-{2-[4-(naphthalene-2-carbonyl)-piperazin-1-yl]-ethyl}-urea
- 15 1-(2-{4-[2-(4-Isopropyl-phenyl)-acetyl]-piperazin-1-yl}-ethyl)-3-(2-methyl-quinolin-4-yl)-urea
- 1-(2-Methyl-quinolin-4-yl)-3-{2-[4-(2-naphthalen-1-yl-acetyl)-piperazin-1-yl]-ethyl}-urea
- 1-[2-(4-Benzoyl-piperazin-1-yl)-ethyl]-3-(2-methyl-quinolin-4-yl)-urea
- 20 1-(2-{4-[3-(4-Fluoro-phenyl)-propionyl]-piperazin-1-yl}-ethyl)-3-(2-methyl-quinolin-4-yl)-urea
- 1-(2-Methyl-quinolin-4-yl)-3-{2-[4-(3-phenyl-propionyl)-piperazin-1-yl]-ethyl}-urea
- 25 1-(2-{4-[2-(4-Fluoro-phenyl)-acetyl]-piperazin-1-yl}-ethyl)-3-(2-methyl-quinolin-4-yl)-urea

- 1-(2-Methyl-quinolin-4-yl)-3-{2-[4-(3-p-tolyl-propionyl)-piperazin-1-yl]-ethyl}-urea
- 1-(2-{4-[3-(2-Methoxy-phenyl)-propionyl]-piperazin-1-yl}-ethyl)-3-(2-methyl-quinolin-4-yl)-urea
- 5 1-(2-{4-[3-(4-Methoxy-phenyl)-propionyl]-piperazin-1-yl}-ethyl)-3-(2-methyl-quinolin-4-yl)-urea
- 1-(2-{4-[3-(3-Methoxy-phenyl)-propionyl]-piperazin-1-yl}-ethyl)-3-(2-methyl-quinolin-4-yl)-urea
- 1-(2-Methyl-quinolin-4-yl)-3-[2-(4-phenylacetyl-piperazin-1-yl)-ethyl]-urea
- 1-(2-Methyl-quinolin-4-yl)-3-{2-[4-(2-m-tolyl-acetyl)-piperazin-1-yl]-ethyl}-urea
- 10 1-(2-Methyl-quinolin-4-yl)-3-{2-[4-(2-p-tolyl-acetyl)-piperazin-1-yl]-ethyl}-urea
- 1-{2-[4-(3-Chloro-benzoyl)-piperazin-1-yl]-ethyl}-3-(2-methyl-quinolin-4-yl)-urea
- 1-(2-Methyl-quinolin-4-yl)-3-{2-[4-(quinoline-6-carbonyl)-piperazin-1-yl]-ethyl}-urea
- 15 1-{2-[4-(4-tert-Butyl-benzoyl)-piperazin-1-yl]-ethyl}-3-(2-methyl-quinolin-4-yl)-urea
- 1-(2-{4-[2-(4-Dimethylamino-phenyl)-acetyl]-piperazin-1-yl}-ethyl)-3-(2-methyl-quinolin-4-yl)-urea
- 1-{2-[4-(2,4-Dimethoxy-benzoyl)-piperazin-1-yl]-ethyl}-3-(2-methyl-quinolin-4-yl)-urea
- 20 1-(2-Methyl-quinolin-4-yl)-3-{2-[4-(4-pyrrol-1-yl-benzoyl)-piperazin-1-yl]-ethyl}-urea
- 1-(2-{4-[2-(4-Bromo-phenyl)-acetyl]-piperazin-1-yl}-ethyl)-3-(2-methyl-quinolin-4-yl)-urea
- 25 1-{2-[4-(4-Benzoyl-benzoyl)-piperazin-1-yl]-ethyl}-3-(2-methyl-quinolin-4-yl)-urea

- 1-[2-(4-Benzyl-piperazin-1-yl)-ethyl]-3-quinolin-4-yl-urea
- 1-[2-(4-Benzyl-piperazin-1-yl)-ethyl]-3-pyridin-4-yl-urea
- 1-{2-[4-(4-Methoxy-phenyl)-3-methyl-piperazin-1-yl]-ethyl}-3-quinolin-4-yl-urea
- 1-{2-[4-(2-Methoxy-phenyl)-piperazin-1-yl]-ethyl}-3-quinolin-4-yl-urea
- 5 1-{2-[4-(3-Methoxy-phenyl)-piperazin-1-yl]-ethyl}-3-quinolin-4-yl-urea
- 1-[2-(4-Phenyl-piperazin-1-yl)-ethyl]-3-quinolin-4-yl-urea
- 1-[2-(3-Methyl-4-p-tolyl-piperazin-1-yl)-ethyl]-3-quinolin-4-yl-urea
- 1-Quinolin-4-yl-3-[2-(4-m-tolyl-piperazin-1-yl)-ethyl]-urea
- 1-{2-[4-(4-Fluoro-phenyl)-piperazin-1-yl]-ethyl}-3-quinolin-4-yl-urea
- 10 1-[2-(4-Benzo[1,3]dioxol-5-ylmethyl-piperazin-1-yl)-ethyl]-3-quinolin-4-yl-urea
- 1-{2-[4-(2-Fluoro-phenyl)-piperazin-1-yl]-ethyl}-3-quinolin-4-yl-urea
- 1-Quinolin-4-yl-3-{2-[4-(3-trifluoromethyl-phenyl)-piperazin-1-yl]-ethyl}-urea
- 1-Quinolin-4-yl-3-[2-(4-o-tolyl-piperazin-1-yl)-ethyl]-urea
- 1-{2-[4-(3-Chloro-phenyl)-piperazin-1-yl]-ethyl}-3-quinolin-4-yl-urea
- 15 1-[2-(4-Benzhydryl-piperazin-1-yl)-ethyl]-3-quinolin-4-yl-urea
23. Pharmaceutical compositions containing a compound of any one of claims 1 to 22 and usual carrier materials and adjuvants for the treatment of disorders which are associated with a dysregulation of urotensin II or urotensin II receptors, or disorders associated with vascular or myocardial dysfunction, comprising hypertension, atherosclerosis, angina or myocardial ischemia, congestive heart failure, cardiac insufficiency, cardiac arrhythmias, renal ischemia, chronic kidney disease, renal failure, stroke, cerebral vasospasm, cerebral ischemia, dementia, migraine, subarachnoidal hemorrhage, diabetes, diabetic arteriopathy, diabetic nephropathy, connective tissue diseases,
- 20

cirrhosis, asthma, chronic obstructive pulmonary disease, high-altitude pulmonary edema, Raynaud's syndrome, portal hypertension, thyroid dysfunction, pulmonary edema, pulmonary hypertension, or pulmonary fibrosis.

24. Pharmaceutical compositions containing a compound of any one of claims 1 to 22 and usual carrier materials and adjuvants for the treatment of disorders comprising restenosis after balloon or stent angioplasty, for treatment of cancer, prostatic hypertrophy, erectile dysfunction, hearing loss, amaurosis, chronic bronchitis, asthma, gram negative septicemia, shock, sickle cell anemia, sickle cell acute chest syndrome, glomerulonephritis, renal colic, glaucoma, therapy and prophylaxis of diabetic complications, complications of vascular or cardiac surgery or after organ transplantation, complications of cyclosporin treatment, pain, addictions, schizophrenia, Alzheimer's disease, anxiety, obsessive-compulsive behavior, epileptic seizures, stress, depression, dementias, neuromuscular disorders, or neurodegenerative diseases.
25. The use of one or more compounds of any one of claims 1 to 22 in combination with other pharmacologically active compounds for the treatment of hypertension, atherosclerosis, angina or myocardial ischemia, congestive heart failure, cardiac insufficiency, cardiac arrhythmias, renal ischemia, chronic kidney disease, renal failure, stroke, cerebral vasospasm, cerebral ischemia, dementia, migraine, subarachnoidal hemorrhage, diabetes, diabetic arteriopathy, diabetic nephropathy, connective tissue diseases, cirrhosis, asthma, chronic obstructive pulmonary disease, high-altitude pulmonary edema, Raynaud's syndrome, portal hypertension, thyroid dysfunction, pulmonary edema, pulmonary hypertension, or pulmonary fibrosis, restenosis after balloon or stent angioplasty, cancer, prostatic hypertrophy, erectile dysfunction, hearing loss, amaurosis, chronic bronchitis, asthma, gram negative septicemia, shock, sickle cell anemia, sickle cell acute chest syndrome, glomerulonephritis, renal colic, glaucoma, therapy and prophylaxis of diabetic complications, complications of vascular or cardiac surgery or after organ transplantation, complications of cyclosporin treatment, pain, addiction, schizophrenia, Alzheimer's disease, anxiety, obsessive-compulsive behavior,

epileptic seizures, stress, depression, dementias, neuromuscular disorders, or neurodegenerative diseases.

26. The use of one or more compounds of any one of claims 1 to 22 in combination with other pharmacologically active compounds comprising ACE inhibitors, angiotensin II receptor antagonists, endothelin receptor antagonists, vasopressin antagonists, beta-adrenergic antagonists, alpha-adrenergic antagonists, vasopressin antagonists, TNFalpha antagonists, or peroxisome proliferator activator receptor modulators.
27. The method of treating a patient suffering from a disorder given in any one of claims 23 to 26 by administering a pharmaceutical composition according to any one of claims 23 and 24.

INTERNATIONAL SEARCH REPORT

International Application No
PCT/EP2004/004716

A. CLASSIFICATION OF SUBJECT MATTER
 IPC 7 C07D401/12 A61K31/4709 A61K31/497 A61P9/10 A61P9/12

According to International Patent Classification (IPC) or to both national classification and IPC

B. FIELDS SEARCHED
 Minimum documentation searched (classification system followed by classification symbols)
 IPC 7 C07D A61K A61P

Documentation searched other than minimum documentation to the extent that such documents are included in the fields searched

Electronic data base consulted during the international search (name of data base and, where practical, search terms used)
 EPO-Internal, WPI Data, PAJ, EMBASE, BEILSTEIN Data, CHEM ABS Data

C. DOCUMENTS CONSIDERED TO BE RELEVANT

Category °	Citation of document, with indication, where appropriate, of the relevant passages	Relevant to claim No.
A	WO 02/076979 A (BINKERT CHRISTOPH ; NAYLER OLIVER (CH); WELLER THOMAS (CH); CLOZEL MAR) 3 October 2002 (2002-10-03) cited in the application Scheme A formula VII page 26; claim 1; example 121	1-27
A	DE 28 47 621 A (PFIZER) 17 May 1979 (1979-05-17) page 3, line 7 - line 9; claim 4; examples 34,36	1-27
	----- -/--	

Further documents are listed in the continuation of box C. Patent family members are listed in annex.

° Special categories of cited documents :

- *A* document defining the general state of the art which is not considered to be of particular relevance
- *E* earlier document but published on or after the international filing date
- *L* document which may throw doubts on priority claim(s) or which is cited to establish the publication date of another citation or other special reason (as specified)
- *O* document referring to an oral disclosure, use, exhibition or other means
- *P* document published prior to the international filing date but later than the priority date claimed
- *T* later document published after the international filing date or priority date and not in conflict with the application but cited to understand the principle or theory underlying the invention
- *X* document of particular relevance; the claimed invention cannot be considered novel or cannot be considered to involve an inventive step when the document is taken alone
- *Y* document of particular relevance; the claimed invention cannot be considered to involve an inventive step when the document is combined with one or more other such documents, such combination being obvious to a person skilled in the art.
- * & * document member of the same patent family

Date of the actual completion of the international search 6 August 2004	Date of mailing of the international search report 18/08/2004
--	--

Name and mailing address of the ISA European Patent Office, P.B. 5818 Patentlaan 2 NL - 2280 HV Rijswijk Tel. (+31-70) 340-2040, Tx. 31 651 epo nl, Fax: (+31-70) 340-3016	Authorized officer Härtinger, S
--	--

INTERNATIONAL SEARCH REPORT

International Application No
PCT/EP2004/004716

C.(Continuation) DOCUMENTS CONSIDERED TO BE RELEVANT		
Category °	Citation of document, with indication, where appropriate, of the relevant passages	Relevant to claim No.
A	<p>NAKAO K ET AL: "QUANTITATIVE STRUCTURE-ACTIVITY ANALYSES OF NOVEL HYDROXYPHENYLUREADERIVATIVES AS ANTIOXIDANTS" BIOORGANIC & MEDICINAL CHEMISTRY, ELSEVIER SCIENCE LTD, GB, vol. 6, no. 6, 1998, pages 849-868, XP000961127 ISSN: 0968-0896 page 849, right-hand column; examples 35-38</p> <p style="text-align: center;">-----</p>	1-27
A	<p>EP 0 987 254 A (KOWA CO) 22 March 2000 (2000-03-22) page 10, line 37 - line 38; claim 1</p> <p style="text-align: center;">-----</p>	1-27
P,A	<p>WO 03/048154 A (BINKERT CHRISTOPH ; NAYLER OLIVER (CH); WELLER THOMAS (CH); CLOZEL MAR) 12 June 2003 (2003-06-12) page 10, line 5 - line 10; claim 1; examples 406,450</p> <p style="text-align: center;">-----</p>	1-27

INTERNATIONAL SEARCH REPORT

International application No.
PCT/EP2004/004716

Box II Observations where certain claims were found unsearchable (Continuation of item 2 of first sheet)

This International Search Report has not been established in respect of certain claims under Article 17(2)(a) for the following reasons:

1. Claims Nos.:
because they relate to subject matter not required to be searched by this Authority, namely:

Although claims 25-27 are directed to a method of treatment of the human body, the search has been carried out and based on the alleged effects of the compound.
2. Claims Nos.:
because they relate to parts of the International Application that do not comply with the prescribed requirements to such an extent that no meaningful International Search can be carried out, specifically:
3. Claims Nos.:
because they are dependent claims and are not drafted in accordance with the second and third sentences of Rule 6.4(a).

Box III Observations where unity of invention is lacking (Continuation of item 3 of first sheet)

This International Searching Authority found multiple inventions in this international application, as follows:

1. As all required additional search fees were timely paid by the applicant, this International Search Report covers all searchable claims.
2. As all searchable claims could be searched without effort justifying an additional fee, this Authority did not invite payment of any additional fee.
3. As only some of the required additional search fees were timely paid by the applicant, this International Search Report covers only those claims for which fees were paid, specifically claims Nos.:
4. No required additional search fees were timely paid by the applicant. Consequently, this International Search Report is restricted to the invention first mentioned in the claims; it is covered by claims Nos.:

Remark on Protest

- The additional search fees were accompanied by the applicant's protest.
- No protest accompanied the payment of additional search fees.

INTERNATIONAL SEARCH REPORT

Information on patent family members

International Application No

PCT/EP2004/004716

Patent document cited in search report		Publication date	Patent family member(s)	Publication date
WO 02076979	A	03-10-2002	BR 0207715 A	23-03-2004
			CA 2441790 A1	03-10-2002
			WO 02076979 A1	03-10-2002
			NO 20034230 A	23-09-2003
			US 2004110744 A1	10-06-2004
DE 2847621	A	17-05-1979	AR 219561 A1	29-08-1980
			AR 217577 A1	31-03-1980
			AR 217578 A1	31-03-1980
			AT 366044 B	10-03-1982
			AT 32281 A	15-07-1981
			AT 366045 B	10-03-1982
			AT 32381 A	15-07-1981
			AT 365184 B	28-12-1981
			AT 783978 A	15-05-1981
			AU 507007 B2	31-01-1980
			AU 4127678 A	17-05-1979
			BE 871770 A1	03-05-1979
			CA 1114379 A1	15-12-1981
			DE 2847621 A1	17-05-1979
			DK 487978 A	04-05-1979
			ES 474764 A1	16-08-1980
			ES 479991 A1	16-08-1980
			ES 479992 A1	01-09-1980
			ES 479993 A1	16-08-1980
			ES 479994 A1	16-08-1980
			FI 783326 A	04-05-1979
			FR 2407927 A1	01-06-1979
			GB 2008104 A , B	31-05-1979
			IE 47481 B1	04-04-1984
			IL 55844 A	31-05-1982
			IT 1101279 B	28-09-1985
			JP 1047985 C	28-05-1981
			JP 54098783 A	03-08-1979
			JP 55038352 B	03-10-1980
			LU 80458 A1	07-05-1980
			NL 7810864 A	07-05-1979
PH 14659 A	20-10-1981			
PT 68734 A	01-12-1978			
SE 7811322 A	04-05-1979			
US 4370328 A	25-01-1983			
YU 211582 A1	28-02-1983			
YU 211682 A1	28-02-1983			
YU 253678 A1	28-02-1983			
EP 0987254	A	22-03-2000	AU 728151 B2	04-01-2001
			AU 7451298 A	30-12-1998
			CA 2290744 A1	03-12-1998
			EP 0987254 A1	22-03-2000
			HU 0002294 A2	28-09-2001
			NO 995783 A	26-01-2000
			NZ 501156 A	01-02-2002
			SK 158299 A3	12-02-2001
			US 2004038987 A1	26-02-2004
			CN 1118457 B	20-08-2003
			ID 23377 A	20-04-2000
			WO 9854153 A1	03-12-1998
			RU 2207341 C2	27-06-2003

INTERNATIONAL SEARCH REPORT

Information on patent family members

International Application No
PCT/EP2004/004716

Patent document cited in search report	Publication date	Patent family member(s)	Publication date
WO 03048154	A	WO 03048154 A1	12-06-2003