

(12) PATENT
(19) AUSTRALIAN PATENT OFFICE

(11) Application No. AU 199887695 B2
(10) Patent No. 748015

(54) Title
The use of mixed duplex oligonucleotides to effect localized genetic changes in plants

(51)⁷ International Patent Classification(s)
C12N 015/82 C12N 005/04
A01H 004/00 C12N 015/84

(21) Application No: **199887695**

(22) Application Date: **1998.08.05**

(87) WIPO No: **WO99/07865**

(30) Priority Data

| (31) Number | (32) Date | (33) Country |
|------------------|-------------------|--------------|
| 60/054836 | 1997.08.05 | US |

(43) Publication Date : **1999.03.01**

(43) Publication Journal Date : **1999.04.29**

(44) Accepted Journal Date : **2002.05.30**

(71) Applicant(s)
ValiGen (US), Inc.

(72) Inventor(s)
Charles J Arntzen; Peter B Kipp; Ramesh Kumar; Gregory D May

(74) Agent/Attorney
PHILLIPS ORMONDE and FITZPATRICK,367 Collins Street,MELBOURNE VIC 3000

(56) Related Art
SPRINGER ET AL, SCIENCE, 1995, 268:877-880
SUNDARESAN ET AL, GENES DEVELOPMENT, 1995, 9(14):1797-1810



| | | |
|--|--|---|
| <p>(51) International Patent Classification ⁶ : C12N 15/82, 15/84, 15/82, 5/04, A01H 4/00</p> | <p>A1</p> | <p>(11) International Publication Number: WO 99/07865 (43) International Publication Date: 18 February 1999 (18.02.99)</p> |
| <p>(21) International Application Number: PCT/US98/16267 (22) International Filing Date: 5 August 1998 (05.08.98) (30) Priority Data: 60/054,836 5 August 1997 (05.08.97) US <i>ValiGen (US), Inc.</i> (73) Applicant: KIMERAGEN, INC. [US/US]; 300 Pheasant Run, Newtown, PA 18940 (US). (72) Inventors: ARNTZEN, Charles, J.; 1005 Highland Road, Ithaca, NY 14850 (US). KIPP, Peter, B.; Apartment 11-3E, 700 Warren Road, Ithaca, NY 14850 (US). KUMAR, Ramesh; 60 Yard Road, Pennington, NJ 08534 (US). MAY, Gregory, D.; 303 The Parkway, Ithaca, NY 14850 (US). (74) Agents: HANSBURG, Daniel; Kimeragen, Inc., 300 Pheasant Run, Newtown, PA 18940 (US) et al.</p> | <p>(81) Designated States: AL, AM, AU, BA, BB, BG, BR, CA, CN, CU, CZ, EE, GE, HU, IL, IS, JP, KP, KR, LC, LK, LR, LT, LV, MG, MK, MN, MX, NO, NZ, PL, RO, SG, SI, SK, SL, TJ, TM, TR, TT, UA, UZ, VN, YU, ARIPO patent (GH, GM, KE, LS, MW, SD, SZ, UG, ZW), Eurasian patent (AM, AZ, BY, KG, KZ, MD, RU, TJ, TM), European patent (AT, BE, CH, CY, DE, DK, ES, FI, FR, GB, GR, IE, IT, LU, MC, NL, PT, SE), OAPI patent (BF, BJ, CF, CG, CI, CM, GA, GN, GW, ML, MR, NE, SN, TD, TG).</p> <p>Published <i>With international search report.</i></p> | |
| <p>(54) Title: THE USE OF MIXED DUPLEX OLIGONUCLEOTIDES TO EFFECT LOCALIZED GENETIC CHANGES IN PLANTS</p> | | |
| <p>(57) Abstract</p> <p>The invention concerns the use of duplex oligonucleotides about 25 to 30 base pairs to introduce site specific genetic alterations in plant cells. The oligonucleotides can be delivered by mechanical (biolistic) systems or by electroporation of plant protoplasts. Thereafter plants having the genetic alteration can be generated from the altered cells. In specific embodiments the invention concerns alteration in the gene that encodes acid invertase, UDP-glucose pyrophosphorylase, polyphenol oxidase, O-methyl transferase, cinnamyl alcohol dehydrogenase, ACC synthase and ACC oxidase or <i>etr-1</i> or a homolog of <i>etr-1</i>, and plants having isolated point mutations in such genes.</p> | | |



THE USE OF MIXED DUPLEX OLIGONUCLEOTIDES TO EFFECT
LOCALIZED GENETIC CHANGES IN PLANTS

1. FIELD OF THE INVENTION

The field of the present invention relates to methods for the improvement of existing lines of plants and to the development of new lines having desired traits. The previously available methods of obtaining genetically altered plants by recombinant DNA technology enabled the introduction of preconstructed exogenous genes in random, atopic positions, so-called transgenes. In contrast the present invention allows the skilled practitioner to make a specific alteration of a specific pre-existing gene of a plant. The invention utilizes duplex oligonucleotides having a mixture of RNA-like nucleotides and DNA-like nucleotides to effect the alterations, hereafter "mixed duplex oligonucleotides" or MDON.

2. BACKGROUND TO THE INVENTION

2.1 MDON and Their Use to Effect Specific Genetic Alterations

Mixed duplex oligonucleotides (MDON) and their use to effect genetic changes in eukaryotic cells are described in United States patent No. 5,565,350 to Kmiec (Kmiec I). Kmiec I discloses *inter alia* MDON having two strands, in which a first strand contains two segments of at least 8 RNA-like nucleotides that are separated by a third segment of from 4 to about 50 DNA-like nucleotides, termed an "interposed DNA segment." The nucleotides of the first strand are base paired to DNA-like nucleotides of a second strand. The first and second strands are additionally linked by a segment of single stranded nucleotides so that the first and second strands are parts of a single oligonucleotide chain. Kmiec I further teaches a method for introducing specific genetic alterations into a target gene. According to Kmiec I, the sequences of the RNA segments are selected to be homologous, i.e., identical, to the sequence of a first and a second fragment of the target gene. The sequence of the interposed DNA segment is homologous with the sequence of the target gene between the first and second fragment except for a region of difference, termed the "heterologous region." The heterologous region can effect an insertion or deletion, or can contain one or

more bases that are mismatched with the sequence of target gene so as to effect a substitution. According to Kmiec I, the sequence of the target gene is altered as directed by the heterologous region, such that the target gene becomes homologous with the sequence of the MDON. Kmiec I specifically teaches that ribose and 2'-O-methylribose, i.e., 2'-methoxyribose, containing nucleotides can be used in MDON and that naturally-occurring deoxyribose-containing nucleotides can be used as DNA-like nucleotides.

United States patent application Serial No. 08\664,487, filed June 17, 1996, now U.S. patent No. 5,731,181 (Kmiec II) does specifically disclose the use of MDON to effect genetic changes in plant cells and discloses further examples of analogs and derivatives of RNA-like and DNA-like nucleotides that can be used to effect genetic changes in specific target genes.

Scientific publications disclosing uses of MDON having interposed DNA segments include Yoon, et al., 1996, *Proc. Natl. Acad. Sci.* 93:2071-2076 and Cole-Straus, A. et al., 1996, *SCIENCE* 273 :1386-1389. The scientific publications disclose that rates of mutation as high as about one cell in ten can be obtained using liposomal mediated delivery. However, the scientific publications do not disclose that MDON can be used to make genetic changes in plant cells.

The present specification uses the term MDON, which should be understood to be synonymous with the terms "chimeric mutation vector," "chimeric repair vector" and "chimeroplast" which are used elsewhere.

2.2 Transgenic Plant Cells and the Generation of Plants from Transgenic Plant Cells

Of the techniques taught by Kmiec I and II for delivery of MDON into the target cell, the technique that is most applicable for use with plant cells is the electroporation of protoplasts. The regeneration of fertile plants from protoplast cultures has been reported for certain species of dicotyledonous plants, e.g., *Nicotiana tabacum* (tobacco), United States Patent 5,231,019 and Fromm, M.E., et al., 1988, *Nature* 312, 791, and soybean variety *Glycine max*, WO 92/17598 to Widholm, J.M. However, despite the reports of isolated successes using non-transformed cells, Prioli, L.M., et al., *Bio/Technology* 7, 589, Shillito, R.D., et al., 1989, *Bio/Technology* 7, 581, the regeneration of fertile monocotyledonous plants from transformed protoplast

cultures is not regarded as obtainable with application of routine skill. Frequently, transformed protoplasts of monocotyledonous plants result in non-regenerable tissue or, if the tissue is regenerated the resultant plant is not fertile.

Other techniques to obtain transformed plant cells by introducing kilobase-sized plasmid DNA into plant cells having intact or partially intact cell walls have been developed. United States patent No. 4,945,050, No. 5,100,792 and No. 5,204,253 concern the delivery of plasmids into intact plant cells by adhering the plasmid to a microparticle that is ballistically propelled across the cell wall, hereafter "biolistically transformed" cell. For example U.S. patent No. 5,489,520 describes the regeneration of a fertile maize plant from a biolistically transformed cell. Other techniques for the introduction of plasmid DNA into suspensions of plant cells having intact cell walls include the use of silicon carbide fibers to pierce the cell wall, see U.S. patent No. 5,302,523 to Coffee R., and Dunwell, J.M.

A technique that allows for the electroporation of maize cells having a complex cell wall is reported in U.S. patent No. 5,384,253 to Krzyzek, Laursen and P.C. Anderson. The technique uses a combination of the enzymes endopectin lyase (E.C. 3.2.1.15) and endopolygalacturonase (E.C. 4.2.2.3) to generate transformation competent cells that can be more readily regenerated into fertile plants than true protoplasts. However, the technique is reported to be useful only for F1 cell lines from the cross of line A188 x line B73.

3. SUMMARY OF THE INVENTION

The present invention provides new methods of use of the MDON that are particularly suitable for use in such plant cells.

Thus one aspect of the invention is techniques to adhere MDON to particles which can be projected through the cell wall to release the MDON within the cell in order to cause a mutation in a target gene of the plant cell. The mutations that can be introduced by this technique are mutations that confer a growth advantage to the mutated cells under appropriate conditions and mutations that cause a phenotype that can be detected by visual inspection. Such mutations are termed "selectable mutations."

In a further embodiment the invention encompasses a method of introducing a

(C) identifying a selected cell of step (B) having the non-selectable mutation in the second target gene.

5 The invention also provides a method of making a localized mutation causing a desired trait in a target gene in a plant cell comprising:

(a) digesting a plant part with cellulase such that a plant cell protoplast is formed;

(b) suspending the protoplast of step (a) in a solution to form a suspension
10 comprising a recombinagenic oligonucleobase, which recombinagenic oligonucleobase contains (i) a first homologous region having a sequence identical to the sequence of at least 6 base pairs of a first fragment of the target gene, (ii) a second homologous region having a sequence identical of the sequence of at least 6 base pairs of a second fragment of the target gene, and (iii) an intervening region
15 having at least 1 nucleobase heterologous to the target gene, which intervening region connects the first homologous region and the second homologous region;

(c) electroporating the suspension of step (b) such that the recombinagenic oligonucleobase enters a protoplast in the suspension; and

(d) identifying a protoplast or a progeny cell of the protoplast containing the
20 localized mutation in the target gene.

Another aspect of the invention is a mutant, non-transgenic plant or seed comprising a point mutation in a gene in its wild type genetic position, which gene is selected from the group consisting of the genes encoding acid invertase, UDP-glucose pyrophosphorylase, polyphenol oxidase, O-methyl transferase, cinnamyl
25 alcohol dehydrogenase, etr-1 or a homolog of etr-1, ACC synthase and ACC oxidase and the sequence of the genomic DNA within 23 KB of the point mutation is the wild type DNA sequence, and the point mutation forms a stop codon or is a frameshift mutation, wherein the point mutation is not naturally occurring.



substituents taught by the Kmiec II, C₁₋₆ alkane. Alternative substituents include the substituents taught by U.S. Patent No. 5,334,711 (Sproat) and the substituents taught by patent publications EP 629 387 and EP 679 657 (collectively, the Martin Applications), which are hereby incorporated by reference. As used herein a 2' - fluoro, chloro or bromo derivative of a ribonucleotide or a ribonucleotide having a 2'-OH substituted with a substituent described in the Martin Applications or Sproat is termed a "2'-Substituted Ribonucleotide." As used herein the term "RNA-type nucleotide" means a 2'-hydroxyl or 2'-Substituted Nucleotide that is linked to other nucleotides of a MDON by an unsubstituted phosphodiester linkage or any of the non-natural linkages taught by Kmiec I or Kmiec II. As used herein the term "deoxyribo-type nucleotide" means a nucleotide having a 2'-H, which can be linked to other nucleotides of a MDON by an unsubstituted phosphodiester linkage or any of the non-natural linkages taught by Kmiec I or Kmiec II.

A particular embodiment of the invention comprises MDON that are linked solely by unsubstituted phosphodiester bonds. Alternatively embodiments comprise linkage by substituted phosphodiesters, phosphodiester derivatives and non-phosphorus-based linkages as taught by Kmiec II. A further particular embodiment comprises MDON wherein each RNA-type nucleotide is a 2'-Substituted Nucleotide. Particular preferred embodiments of 2'-Substituted Ribonucleotides are 2'-fluoro, 2'-methoxy, 2'-propyloxy, 2'-allyloxy, 2'-hydroxyethyloxy, 2'-methoxyethyloxy, 2'-fluoropropyloxy and 2'-trifluoropropyloxy substituted ribonucleotides. In more preferred embodiments of 2'-Substituted Ribonucleotides are 2'-fluoro, 2'-methoxy, 2'-methoxyethyloxy, and 2'-allyloxy substituted nucleotides. In one embodiment the MDON oligomer is linked by unsubstituted phosphodiester bonds.

Although MDON having only a single type of 2'-substituted RNA-type nucleotide are more conveniently synthesized, the invention can be practiced with MDON having two or more types of RNA-type nucleotides. The function of an RNA segment may not be affected by an interruption caused by the introduction of a deoxynucleotide between two RNA-type trinucleotides, accordingly, the term RNA segment encompasses such an "interrupted RNA segment." An uninterrupted RNA segment is termed a contiguous RNA segment. In an alternative embodiment an RNA segment can contain alternating RNase-resistant and unsubstituted 2'-OH nucleotides.

The MDON of the invention preferably have fewer than 100 nucleotides and more preferably fewer than 85 nucleotides, but more than 50 nucleotides. The first and second strands are Watson-Crick base paired. In one embodiment the strands of the MDON are covalently bonded by a linker, such as a single stranded hexa, penta or tetranucleotide so that the first and second strands are segments of a single oligonucleotide chain having a single 3' and a single 5' end. The 3' and 5' ends can be protected by the addition of a "hairpin cap" whereby the 3' and 5' terminal nucleotides are Watson-Crick paired to adjacent nucleotides. A second hairpin cap can, additionally, be placed at the junction between the first and second strands distant from the 3' and 5' ends, so that the Watson-Crick pairing between the first and second strands is stabilized.

The first and second strands contain two regions that are homologous with two fragments of the target gene, i.e., have the same sequence as the target gene. A homologous region contains the nucleotides of an RNA segment and may contain one or more DNA-type nucleotides of connecting DNA segment and may also contain DNA-type nucleotides that are not within the intervening DNA segment. The two regions of homology are separated by, and each is adjacent to, a region having a sequence that differs from the sequence of the target gene, termed a "heterologous region." The heterologous region can contain one, two or three mismatched nucleotides. The mismatched nucleotides can be contiguous or alternatively can be separated by one or two nucleotides that are homologous with the target gene. Alternatively, the heterologous region can also contain an insertion or one, two, three or of five or fewer nucleotides. Alternatively, the sequence of the MDON may differ from the sequence of the target gene only by the deletion of one, two, three, or five or fewer nucleotides from the MDON. The length and position of the heterologous region is, in this case, deemed to be the length of the deletion, even though no nucleotides of the MDON are within the heterologous region. The distance between the fragments of the target gene that are complementary to the two homologous regions is identically the length of the heterologous region when a substitution or substitutions is intended. When the heterologous region contains an insertion, the homologous regions are thereby separated in the MDON farther than their complementary homologous fragments are in the gene, and the converse is applicable

when the heterologous region encodes a deletion.

The RNA segments of the MDON are each a part of a homologous region, i.e., a region that is identical in sequence to a fragment of the target gene, which segments together preferably contain at least 13 RNA-type nucleotides and preferably from 16 to 25 RNA-type nucleotides or yet more preferably 18-22 RNA-type nucleotides or most preferably 20 nucleotides. In one embodiment, RNA segments of the homology regions are separated by and adjacent to, i.e., "connected by" an intervening DNA segment. In one embodiment, each nucleotide of the heterologous region is a nucleotide of the intervening DNA segment. An intervening DNA segment that contains the heterologous region of a MDON is termed a "mutator segment."

Commonly assigned U.S. patent application Serial No. 09/078,063, filed May 12, 1998, and Serial No. 09/078,064, filed May 12, 1998, disclose a type of duplex recombinogenic oligonucleobase in which a strand has a sequence that is identical to that of the target gene and only the sequence of the "complementary" strand contains a heterologous region. This configuration results in one or more mismatched bases or a "heteroduplex" structure. The heterologous region of the heteroduplex recombinogenic oligonucleobases that are useful in the present invention is located in the strand that contains the deoxynucleotides. In one embodiment, the heterologous region is located on the strand that contains the 5' terminal nucleotide.

4.2 The Location and Type of Mutation Introduced by a MDON

Frequently, the design of the MDON for use in plant cells must be modified from the designs taught in Kmiec I and II. In mammalian and yeast cells, the genetic alteration introduced by a MDON that differs from the target gene at one position is the replacement of the nucleotide in the target gene at the mismatched position by a nucleotide complementary to the nucleotide of the MDON at the mismatched position. By contrast, in plant cells there can be an alteration of the nucleotide one base 5' to the mismatched position on the strand that is complementary to the strand that contains the DNA mutator segment. The nucleotide of the target gene is replaced by a nucleotide complementary to the nucleotide of the DNA mutator segment at the mismatched position. Consequently, the mutated target gene differs from the MDON at two positions.

The mutations introduced into the target gene by a MDON are located between the regions of the target gene that are homologous with the ribonucleotide portion of the homology regions of the MDON, henceforth the "RNA segments." The specific mutation that is introduced depends upon the sequence of the heterologous region. An insertion or deletion in the target gene can be introduced by using a heterologous region that contains an insertion or deletion, respectively. A substitution in the target gene can be obtained by using a MDON having a mismatch in the heterologous region of the MDON. In the most frequent embodiments, the mismatch will convert the existing base of the target gene into the base that is complementary to the mismatched base of the MDON. The location of the substitution in the target gene can be either at the position that corresponds to the mismatch or, more frequently, the substitution will be located at the position on the target strand immediately 5' to the position of the mismatch, i.e., complementary to the position of the MDON immediately 3' of the mismatched base of the MDON.

The relative frequency of each location of the mismatch-caused substitution will be characteristic of a given gene and cell type. Thus, those skilled in the art will appreciate that a preliminary study to determine the location of substitutions in the gene of particular interest is generally indicated, when the location of the substitution is critical to the practice of the invention.

4.3 The Delivery of MDON by Microcarriers and Microfibers

The use of metallic microcarriers (microspheres) for introducing large fragments of DNA into plant cells having cellulose cell walls by projectile penetration is well known to those skilled in the relevant art (henceforth biolistic delivery). United States patents No. 4,945,050, No. 5,100,792 and No. 5,204,253 concern general techniques for selecting microcarriers and devices for projecting them.

The conditions that are used to adhere DNA fragments to the microcarriers are not suitable for the use of MDON. The invention provides techniques for adhering sufficient amounts of MDON to the microcarrier so that biolistic delivery can be employed. In a suitable technique, ice cold microcarriers (60 mg/ml), MDON (60 mg/ml) 2.5 M CaCl₂ and 0.1 M spermidine are added in that order; the mixture gently agitated, e.g., by vortexing, for 10 min and allowed to stand at room temperature for

10 min, whereupon the microcarriers are diluted in 5 volumes of ethanol, centrifuged and resuspended in 100% ethanol. Good results can be obtained with a concentration in the adhering solution of 8-10 $\mu\text{g}/\mu\text{l}$ microcarriers, 14-17 $\mu\text{g}/\text{ml}$ MDON, 1.1-1.4 M CaCl_2 and 18-22 mM spermidine. Optimal results were observed under the conditions of 8 $\mu\text{g}/\mu\text{l}$ microcarriers, 16.5 $\mu\text{g}/\text{ml}$ MDON, 1.3 M CaCl_2 and 21 mM spermidine.

MDON can also be introduced into plant cells for the practice of the invention using microfibers to penetrate the cell wall and cell membrane. U.S. Patent No. 5,302,523 to Coffee et al. describes the use of $30 \times 0.5 \mu\text{m}$ and $10 \times 0.3 \mu\text{m}$ silicon carbide fibers to facilitate transformation of suspension maize cultures of Black Mexican Sweet. Any mechanical technique that can be used to introduce DNA for transformation of a plant cell using microfibers can be used to deliver MDON for transmutation.

A suitable technique for microfiber delivery of MDON is as follows. Sterile microfibers (2 μg) are suspended in 150 μl of plant culture medium containing about 10 μg of MDON. A suspension culture is allowed to settle and equal volumes of packed cells and the sterile fiber/MDON suspension are vortexed for 10 minutes and plated. Selective media are applied immediately or with a delay of up to about 120 hours as is appropriate for the particular trait.

The techniques that can be used to deliver MDON to transmute nuclear genes can also be used to cause transmutation of the genes of a plastid of a plant cell. Plastid transformation of higher plants by biolistic delivery of a plasmid followed by an illegitimate recombinatorial insertion of the plasmid is well known to those skilled in the art. Svab, Z., et al., 1990, Proc. Natl. Acad. Sci. **87**, 8526-8530. The initial experiments showed rates of transformation that were between 10-fold and 100-fold less than the rate of nuclear transformation. Subsequent experiments showed that rates of plasmid transformation comparable to the rate of nuclear transformation could be achieved by use of a dominant selectable trait such as a bacterial aminoglycoside 3'-adenosyltransferase gene, which confers spectinomycin resistance. Svab, Z., & Maliga, P., 1993, Proc. Natl. Acad. Sci. **90**, 913-917.

According to the invention MDON for the transmutation of plastid genes can be introduced into plastids by the same techniques as above. When the mutation

desired to be introduced is a selectable mutation the MDON can be used alone. When the desired mutation is non-selectable the relevant MDON can be introduced along with a MDON that introduces a selectable plastid mutation, e.g., a mutation in the psbA gene that confers triazine resistance, or in combination with a linear or circular plasmid that confers a selectable trait.

The foregoing techniques can be adapted for use with recombinogenic oligonucleobases other than MDON.

4.4 Protoplast Electroporation

In an alternative embodiment the recombinogenic oligonucleobase can be delivered to the plant cell by electroporation of a protoplast derived from a plant part. The protoplasts are formed by enzymatic treatment of a plant part, particularly a leaf, according to techniques well known to those skilled in the art. See, e.g., Gallois et al., 1996, in *Methods in Molecular Biology* 55, 89-107 (Humana Press, Totowa, NJ). The protoplasts need not be cultured in growth media prior to electroporation.

Suitable conditions for electroporation are 3×10^5 protoplasts in a total volume of 0.3 ml with a concentration of MDON of between 0.6 - 4 $\mu\text{g}/\text{mL}$.

4.5 The Introduction of Mutations

The invention can be used to effect genetic changes, herein "transmutate," in plant cells. In an embodiment the plant cells have cell walls, i.e., are other than protoplasts.

The use of MDON to transmutate plant cells can be facilitated by co-introducing a trait that allows for the ready differentiation and separation of cells (hereafter "selection") into which MDON have been introduced from those that have not. In one embodiment of the invention the selection is performed by forming a mixture of MDON and a plasmid that causes the transient expression of a gene that confers a selectable trait, i.e., one that permits survival under certain conditions, e.g., a kanamycin resistance gene. Under these circumstances elimination of cells lacking the selectable trait removes the cells into which MDON were not introduced. The use of a transient expression plasmid to introduce the selectable trait allows for the successive introduction of multiple genetic changes into a plant cell by repeatedly

using a single standardized selection protocol.

In an alternative embodiment transmutation can be used to introduce a selectable trait. A mixture of a first MDON that causes a selectable mutation in a first target gene and a second MDON that causes a non-selectable mutation in a second target gene is prepared. According to the invention, at least about 1% of the cells having the selectable mutation will be found to also contain a mutation in the second target gene that was introduced by the second MDON. More frequently at least about 10% of the cells having the selectable mutation will be found to also contain a mutation in the second target gene.

One use of this embodiment of the invention is the investigation of the function of a gene-of-interest. A mixture is provided of a MDON that causes a selectable mutation and a MDON that causes a mutation that would be expected to "knock-out" the gene-of-interest, e.g., the insertion of a stop codon or a frameshift mutation. Cells in which one or more copies of the gene-of-interest have been knocked out can be recovered from the population having the selectable mutation. Such cells can be regenerated into a plant so that the function of the gene-of-interest can be determined.

A selectable trait can be caused by any mutation that causes a phenotypic change that can produce a selective growth advantage under the appropriate selective conditions or a phenotypic change that can be readily observed, such as change in color of the plant cells growing in a callus. The selectable trait can itself be a desirable traits, e.g., herbicide resistance, or the selectable trait can be used merely to facilitate the isolation of plants having a non-selectable trait that was introduced by transmutation. A desired nonselectable trait can be introduced into a cell by using a mixture of the MDON that causes the desired mutation and the MDON that causes the selectable mutation, followed by culture under the selecting conditions. Selection according to this scheme has the advantage of ensuring that each selected cell not only received the mixture of MDONs, but also that the cell which received the mixture was then susceptible to transmutation by a MDON.

A mutation that causes a lethal phenotypic change under the appropriate conditions, termed a negatively selectable mutation, can also be used in the present invention. Such mutations cause negatively selectable traits. Negatively selectable

traits can be selected by making replica plates of the transmutated cells, selecting one of the replicas and recovering the transmutated cell having the desired property from the non-selected replica.

4.6 Specific Genes That Can Be Transmutated to Create Selectable Traits

In one embodiment of the invention a MDON is used to introduce a mutation into an Acetolactate synthase (ALS) gene, which is also termed the aceto-hydroxy amino acid synthase (AHAS) gene. Sulfonylurea herbicides and imidazoline herbicides are inhibitors of the wild type ALS enzymes. Dominant mutations that render plants resistant to the actions of sulfonylureas and imidazolines have been described. See U.S. Patent Nos. 5,013,659 and 5,378,824 (Bedbrook) and Rajasekaran K., et al., 1996, *Mol. Breeding* 2, 307-319 (Rajasekaran). Bedbrook at Table 2 describes several mutations (hereafter, a "Bedbrook Mutation") that were found to render yeast ALS enzymes resistant to sulfonylurea herbicides. Bedbrook states that each of the Bedbrook mutations makes a plant resistant to sulfonylurea and imidazoline herbicides when introduced into a plant ALS gene. It is understood that in most plants the gene encoding ALS has been duplicated. A mutation can be introduced into any allele of either ALS gene.

Three of the Bedbrook mutations were, in fact, shown to confer herbicide resistance in a plant, namely the substitutions Pro→Ala¹⁹⁷, Ala→Asp²⁰⁵ and Trp→Leu⁵⁹¹. Rajasekaran reports that mutations Trp→Ser⁵⁹¹ caused resistance to sulfonylurea and imidazoline and that Ser→Asn⁶⁶⁰ caused resistance to imidazoline herbicides. The results of Rajasekaran are reported herein using the sequence numbering of Bedbrook. Those skilled in the art will understand that the ALS genes of different plants are of unequal lengths. For clarity, a numbering system is used in which homologous positions are designated by the same position number in each species. Thus, the designated position of a mutation is determined by the sequence that surrounds it. For example, the mutation Trp→Ser⁵⁹¹ of Rajasekaran is at residue 563 of the cotton ALS gene but is designated as position 591 of Bedbrook because the mutated Trp is surrounded by the sequence that surrounds Trp⁵⁹¹ in Table 2 of Bedbrook. According to the invention any substitution for the naturally occurring amino acid at position 660 or one of the positions listed in Table 2 of Bedbrook, which is hereby incorporated by

reference, can be used to make a selectable mutation in the ALS gene of a plant.

In a further embodiment of the invention the selectable mutation can be a mutation in the chloroplast gene *psbA* that encodes the D1 subunit of photosystem II, see Hirschberg, J., et al., 1984, *Z. Naturforsch.* **39**, 412-420 and Ohad, N., & Hirschberg, J., *The Plant Cell* **4**, 273-282. Hirschberg et al. reports that the mutation Ser-Gly²⁶⁴ results in resistance to triazine herbicides, e.g., 2-Cl-4-ethylamino-6-isopropylamino-s-triazine (Atrazine). Other mutations in the *psbA* gene that cause Atrazine herbicide resistance are described in Erickson J.M., et al., 1989, *Plant Cell* **1**, 361-371, (hereafter an "Erickson mutation"), which is hereby incorporated by reference. The use of the selectable trait caused by an Erickson mutation is preferred when it is desired to introduce a second new trait into a chloroplast.

The scientific literature contains further reports of other mutations that produce selectable traits. Ghislain M., et al., 1995, *The Plant Journal* **8**, 733-743, describes a Asn-Ile¹⁰⁴ mutation in the *Nicotiana sylvestris* dihydrodipicolinate synthase (DHDPS, EC 4.2.1.52) gene that results in resistance to S-(2-aminoethyl)L-cysteine. Mourad, G., & King, J., 1995, *Plant Physiology* **109**, 43-52 describes a mutation in the threonine dehydratase of *Arabidopsis thaliana* that results in resistance to L-O-methylthreonine. Nelson, J.A.E., et al., 1994, *Mol. Cell. Biol.* **14**, 4011-4019 describes the substitution of the C-terminal Leu of the S14/rp59 ribosomal protein by Pro, which causes resistance to the translational inhibitors cryopterine and emetine. In further embodiments of the invention, each of the foregoing mutations can be used to create a selectable trait. Each of Ghislain, Mourad and Nelson are hereby incorporated by reference.

4.7 Genes That Can Be Mutated to Create Desirable Non-selectable Traits

Example 1

MALE STERILITY

Certain commercially grown plants are routinely grown from hybrid seed including corn (maize, *Zea mays*), tomatoes and most other vegetables. The production of hybrid seed requires that plants of one purebred line be pollinated only by pollen from another purebred line, i.e., that there be no self pollination. The removal of the pollen-producing organs from the purebred parental plants is a

laborious and expensive process. Therefore, a mutation that induces male-sterility i.e., suppresses pollen production or function, would obviate the need for such process.

Several genes have been identified that are necessary for the maturation or function of pollen but are not essential for other processes of the plant. Chalcone synthase (*chs*) is the key enzyme in the synthesis of flavonoids, which are pigments found in flowers and pollen. Inhibition of *chs* by the introduction of a *chs* antisense expressing gene in the petunia results in male sterility of the plant. Van der Meer, I.M., et al., 1992, *The Plant Cell* **4**, 253-262. There is a family of *chs* genes in most plants. See, e.g., Koes, R.E., et al., 1989, *Plant Mol. Biol.* **12**, 213-226. Likewise disruption of the chalcone synthase gene in maize by insertion of a transposable element results in male sterility. Coe, E.H., *J. Hered.* **72**, 318-320. The structure of maize chalcone synthase and a duplicate gene, *whp*, is given in Franken, P., et al., 1991, *EMBO J.* **10**, 2605-2612. Typically in plants each member of a multigene family is expressed only in a limited range of tissues. Accordingly, the present embodiment of the invention requires that in species having multiple copies of chalcone synthase genes, the particular *chs* gene or genes expressed in the anthers be identified and interrupted by introduction of a frameshift, and one or more in-frame termination codons or by interruption of the promoter.

A second gene that has been identified as essential for the production of pollen is termed *Lat52* in tomato. Muschiatti, J., et al., 1994, *The Plant Journal* **6**, 321-338. *LAT52* is a secreted glycoprotein that is related to a trypsin inhibitor. Homologs of *Lat52* have been identified in maize (termed *Zm13*, Hanson D.D., et al., 1989 *Plant Cell* **1**, 173-179; Twell D., et al., 1989, *Mol. Gen. Genet.* **217**, 240-245), rice (termed *Ps1*, Zou J., et al., 1994 *Am. J. Bot.* **81**, 552-561 and olive (termed *Ole e I*, Villalba, M., et al., 1993, *Eur. J. Biochem.* **276**, 863-869). Accordingly, the present embodiment of the invention provides for a method of obtaining male sterility by the interruption of the *Lat52/Zm13* gene or its homologs by the introduction of a frameshift, one or more in-frame termination codons or by interruption of the promoter.

A third gene that has been identified as essential for the production of pollen is the gene that encodes phenylalanine ammonium lyase (PAL, EC 4.3.1.5). PAL is an essential enzyme in the production of both phenylpropanoids and flavonoids.

Because phenylpropanoids are a precursor to lignins, which can be an essential for the resistance to disease in the preferred embodiment a PAL isozyme that is expressed only in the anther is identified and interrupted to obtain male sterility.

Example 2 ALTERATION OF CARBOHYDRATE METABOLISM OF TUBERS

Once harvested, potato tubers are subject to disease, shrinkage and sprouting during storage. To avoid these losses the storage temperature is reduced to 35-40° F. However, at reduced temperatures, the starch in the tubers undergoes conversion to sugar, termed "cold sweetening", which reduces the commercial and nutritional value of the tuber. Two enzymes are critical for the cold sweetening process: acid invertase and UDP-glucose pyrophosphorylase. Zrenner, R., et al., 1996, *Planta* **198**, 246-252 and Spychalla, J.P., et al., 1994, *J. Plant Physiol.* **144**, 444-453, respectively. The sequence of potato acid invertase is found in EMBL database Accession No. X70368 (SEQ ID NO. 1) and the sequence of the potato UDP Glucose pyrophosphorylase is reported by Katsube, T. et al., 1991, *Biochem.* **30**, 8546-8551. Accordingly, the present embodiment of the invention provides for a method of preventing cold sweetening by the interruption of the acid invertase or the UDP glucose phosphorylase gene by introduction of a frameshift, one or more in-frame termination codons or by interruption of the promoter.

Example 3 REDUCTION IN POST HARVEST BROWNING DUE TO PPO

Polyphenol oxidase (PPO) is the major cause of enzymatic browning in higher plants. PPO catalyzes the conversion of monophenols to o-diphenols and of o-dihydroxyphenols to o-quinones. The quinone products then polymerize and react with amino acid groups in the cellular proteins, which results in discoloration. The problem of PPO induced browning is routinely addressed by the addition of sulfites to the foods, which has been found to be associated with some possible health risk and consumer aversion. PPO normally functions in the defense of the plant to pathogens or insect pests and, hence, is not essential to the viability of the plant. Accordingly, the present embodiment of the invention provides for a method of preventing enzymatic browning by the interruption of the PPO gene by introduction of a frameshift, one or more in-frame termination codons or by interruption of the promoter

in apple, grape, avocado, pear and banana.

The number of PPO genes in the genome of a plant is variable; in tomatoes and potatoes PPO forms a multigene family. Newman, S.M., et al., 1993, *Plant Mol. Biol.* **21**, 1035-1051, Hunt M.D., et al., 1993, *Plant Mol. Biol.* **21**, 59-68; Thygesen, P.W., et al., 1995, *Plant Physiol.* **109**, 525-531. The grape contains only a single PPO gene. Dry, I.B., et al., 1994, *Plant Mol. Biol.*, **26**, 495-502. When the plant species of interest contains multiple copies of PPO genes it is essential that the PPO gene that is normally expressed in the commercial product be interrupted. For example, only one PPO gene is expressed in potatoes of harvestable size, which gene is termed POT32 and its sequence is deposited in GENBANK accession No. U22921 (SEQ ID NO. 2), which sequence is incorporated by reference. The other potato PPO isozymes have been sequenced and the sequences deposited so that one skilled in the art can design a MDON that specifically inactivates POT32.

Example 4 REDUCTION OF LIGNIN IN FORAGE CROPS AND WOOD PULP

Lignin is a complex heterogeneous aromatic polymer, which waterproofs higher plants and strengthens their cell walls. Lignin arises from the random polymerization of free radicals of phenylpropanoid monolignins. Lignins pose a serious problem for the paper industry because their removal from wood pulp involves both monetary and environmental costs. Similarly, the lignin content of forage crops limits their digestibility by ruminants. Indeed, naturally occurring mutations, termed "brown mid-rib" in sorghum, Porter, KS, et al., 1978, *Crop Science* **18**, 205-218, and maize, Lechtenberg, V.L., et al., 1972, *Agron. J.* **64**, 657-660, have been identified as having reduced lignin content and tested as feed for cattle.

The brown mid-rib mutation in maize involves the O-methyl transferase gene. Vignol, F., et al., 1995, *Plant Cell* **7**, 407-416. The O-methyltransferase genes of a number of plant species have been cloned: Burgos, R.C., et al., 1991, *Plant Mol. Biol.* **17**, 1203-1215 (aspen); Gowri, G., et al., 1991, *Plant Physiol.* **97**, 7-14 (alfalfa, *Medicago sativa*) and Jaeck, E., et al., 1992, *Mol. Plant-Microbe Interact.* **4**, 294-300 (tobacco) (SEQ ID No. 3 and SEQ ID No. 4). Thus, one aspect of the present embodiment is the interruption of the O-methyltransferase gene to reproduce a brown mid-rib phenotype in any cultivar of maize or sorghum and in other species of forage

crops and in plants intended for the manufacture of wood pulp.

A second gene that is involved in lignin production is the cinnamyl alcohol dehydrogenase (CAD) gene, which has been cloned in tobacco. Knight, M.E., 1992, *Plant Mol. Biol.* **19**, 793-801 (SEQ ID No. 5 and SEQ ID No. 6). Transgenic tobacco plants making a CAD antisense transcript have reduced levels of CAD and also make a lignin that is more readily extractable, apparently due to an increase in the ratio of syringyl to guaiacyl monomers and to the increased incorporation of aldehyde monomers relative to alcohol residues. Halpin, C., et al., 1994, *The Plant Journal* **6**, 339-350. Accordingly, an embodiment of the invention is the interruption of the CAD gene of forage crops such as alfalfa, maize, sorghum and soybean and of paper pulp trees such as short-leaf pine (*Pinus echinata*) long-leaf pine (*Pinus palustris*) slash pine (*Pinus elliottii*), loblolly pine (*Pinus taeda*), yellow-poplar (*Liriodendron tulipifera*) and cotton wood (*Populus sp.*) by introduction of a frameshift, one or more in-frame termination codons or by interruption of the promoter.

Example 5 THE REDUCTION IN UNSATURATED AND POLYUNSATURATED LIPIDS IN OIL SEEDS

The presence of unsaturated fatty acids, e.g., oleic acid, and polyunsaturated fatty acids, e.g., linoleic and linolenic acids, in vegetable oil from oil seeds such as rape, peanut, sunflower and soybean causes the oils to oxidize, on prolonged storage and at high temperatures. Consequently, vegetable oil is frequently hydrogenated. However, chemical hydrogenation causes transhydrogenation, which produces non-naturally occurring stereo-isomers, which are believed to be a health risk.

Fatty acid synthesis proceeds by the synthesis of the saturated fatty acid on an acyl carrier protein (ACP) followed by the action of desaturases that remove the hydrogen pairs. Consequently, it would be desirable to inhibit the activity of these desaturase enzymes in oil seeds.

The first enzyme in the synthesis of oleic acid is stearoyl-ACP desaturase (EC 1.14.99.6). The stearoyl-ACP desaturases from safflower and castor bean have been cloned and sequenced. Thompson, G.A., et al., 1991, *Proc. Natl. Acad. Sci.* **88**, 2578-2582 (SEQ ID No. 7); Shanklin, J., & Somerville, C., 1991, *Proc. Natl. Acad. Sci.* **88**, 2510-2514 (SEQ ID No. 8); Knutzon, D.S., et al., 1991, *Plant Physiology* **96**, 344-

345. Accordingly, one embodiment of the present invention is the interruption of the stearoyl-ACP desaturase gene of oil seed crops such as soybean, safflower, sunflower, soy, maize and rape by introduction of a frameshift, one or more in-frame termination codons or by interruption of the promoter.

A second enzyme that can be interrupted according to the present invention is ω -3 fatty acid desaturase (ω -3 FAD) the enzyme that converts linoleic acid, a diene, to linolenic acid, a triene. There are two ω -3 FAD isozymes in *Arabidopsis thaliana* and, those skilled in the art expect, in most other plants. One isozyme is specific for plastids and is the relevant isozyme for the synthesis of the storage oils of seeds. The other is microsome specific. The cloning of the *Arabidopsis thaliana* plastid ω -3 FAD is reported by Iba., K. et al., 1993, J. Biol. Chem. **268**, 24099-24105 (SEQ ID No. 9). Accordingly an embodiment of the invention is the interruption of the plastid ω -3 FAD gene of oil seed crops such as soybean, safflower, sunflower, soy, maize and rape by introduction of a frameshift, an in-frame termination codon or by interruption of the promoter.

Example 6 INACTIVATION OF S ALLELES TO PERMIT INBRED LINES

Certain plant species have developed a mechanism to prevent self-fertilization. In these species, e.g., wheat and rice, there is a locus, termed S, which has multiple alleles. A plant that expresses an S allele cannot be fertilized by pollen expressing the same S allele. Lee, H-K., et al., 1994, Nature **367**, 560-563; Murfett, J., et al., 1994, Nature **367**, 563. The product of the S locus is an RNase. McClure, B.A., et al., 1989, Nature **342**, 955-957. The product of the S locus is not essential for the plant. Accordingly, an embodiment of the invention is the interruption of genes of the S locus to permit the inbreeding of the plant by introduction of a frameshift, one or more in-frame termination codons or by interruption of the promoter.

Example 7 ETHYLENE INSENSITIVITY

Ethylene is a gaseous plant hormone that is involved in plant growth and development. An unwanted aspect of ethylene's action is the over-ripening of fruit, vegetables and the wilting of flowers that results in rotting and loss. The ethylene

receptor of *Arabidopsis thaliana* has been cloned and is termed ETR-1. Chang, C., et al., 1993, *Science* **262**, 539-544 (SEQ ID No. 10). A mutant, Cys→Tyr⁶⁵, results in a dominant insensitivity to ethylene. Transgenic tomato plants expressing the *Arabidopsis thaliana* mutant ETR-1 also showed an insensitivity to ethylene, indicating that the Cys→Tyr⁶⁵ mutation would be a dominant suppressor of ethylene action in most plant species. Accordingly one aspect of the present embodiment of the invention is the insertion of the Cys→Tyr⁶⁵ mutation into the ETR-1 gene so as to extend the life span of the mutated fruit vegetable or flower.

In a further aspect of the present embodiment, the preservation of the fruit or flower can be achieved by interrupting one of the genes that encode the enzymes for ethylene synthesis: namely 1-aminocyclopropane-1-carboxylic acid synthase (ACC synthase) and ACC oxidase. For this embodiment of the invention the amount of ethylene synthesis can be eliminated entirely, so that ripening is produced by exogenous ethylene or some amount of ethylene production can be retained so that the fruit ripens spontaneously, but a has a prolonged storage life. Accordingly, it is anticipated that the interruption of one allele of either the ACC synthase or the ACC oxidase gene can result in an useful reduction in the level of ethylene synthesis. Alternatively, the invention provides for the interruption of one allele along with the introduction of a mutation that results in a partial loss of activity in the uninterrupted allele.

The sequences of the *Arabidopsis thaliana* ACC synthase and ACC oxidase genes are reported in Abel., S., et al., 1995, *J. Biol. Chem.* **270**, 19093-19099 (SEQ ID No. 12) and Gomez-Lim, M.A., et al., 1993, *Gene* **134**, 217-221 (SEQ ID No. 11), respectively, which are incorporated by reference in their entirety.

Example 8

REVERSION OF KANAMYCIN RESISTANCE

Recombinant DNA technology in plants allows for the introduction of genes from one species of plant and bacterial genes into a second species of plant. For example, Kinney, A.J., 1996, *Nature Biotech.* **14**, 946, describes the introduction of a bay laural ACP-thioesterase gene into the rape seed to obtain a vegetable oil rich in lauric acid. Such transgenic plants are normally constructed using an antibiotic resistance gene, e.g., kanamycin resistance, which is coinserted into the transgenic

plant as a selectable trait. The resultant transgenic plant continues to express the antibiotic resistance gene, which could result in large amounts of the resistance product and the gene entering the food supply and/or the environment, which introduction may represent an environmental or health risk. An embodiment of the invention obviates the risk by providing for the interruption of the kanamycin gene by introduction of a frameshift, one or more in-frame termination codons or by interruption of the promoter.

Example 9 MODIFICATION OF STORAGE PROTEIN AMINO ACID CONTENT

Seeds and tubers contain a family of major storage proteins, e.g., patatins in potato and zeins in maize. The amino acid composition of such storage proteins is often poorly suited to the needs of the human and animals that depend on these crops, e.g., corn is deficient in lysine and methionine and potato is deficient in methionine. Accordingly, one embodiment of the invention is the mutation of a storage protein of a food crop to increase the amount of low abundance amino acids. Patatins are encoded by a multigene family which are characterized in Mignery, G.A., et al., 1988, *Gene* **62**, 27-44, and the structure of zeins is reported by Marks, M.D., et al., 1985, *J. Biol. Chem.* **260**, 16451459, both of which are hereby incorporated by reference. Alternatively, the anticodon of a methionine or lysine specific tRNA can be mutated to that of a more common amino acid.

Example 10 THE USE OF MDON TO DETERMINE THE FUNCTION OF A GENE

The presently available techniques for the cloning and sequencing of tissue specific cDNAs allow those skilled in the art to obtain readily the sequences of many genes. There is a relative paucity of techniques for determining the function of these genes. In one embodiment of the invention, MDON are designed to introduce frameshift or stop codons into the gene encoding a cDNA of unknown function. This allows for the specific interruption of the gene. Plants having such specific "knock-outs" can be grown and the effects of the knock-out can be observed in order to investigate the function of the unknown gene.

4.8 Fertile Plants of the Invention

The invention encompasses a fertile plant having an isolated selectable point mutation, which isolated selectable mutation is not a rare polymorphism, i.e., would not be found in population of about 10,000 individuals. As used herein a point mutation is mutation that is a substitution of not more than six contiguous nucleotides, preferably not more than three and more preferably one nucleotide or a deletion or insertion from one to five nucleotides and preferably of one or two nucleotides. As used herein an isolated mutation is a mutation which is not closely linked genetically to any other mutation, wherein it is understood that mutations that are greater than 100 Kb and preferably greater than 40 Kb and more preferably greater than 23 Kb are not closely linked.

BIOLISTIC WORKING EXAMPLES

In the following working examples the media and protocols found in Gelvin, S.B., et al., (eds) 1991, PLANT MOLECULAR BIOLOGY MANUAL (Kluwer Acad. Pub.) were followed. Gold particles were coated with MDON according the following protocol. The microprojectiles are first prepared for coating, then immediately coated with the chimeraplast. To prepare the microprojectiles, suspend 60 mg of gold particles in 1 ml of 100% ethanol (see Note 4). Sonicate the suspension for three, 30 s bursts to disperse the particles. Centrifuge at 12,000 xg for 30 s, discard supernatant. Add 1 ml of 100% ethanol, vortex for 15 s, centrifuge at 12,000 xg for 5 min, then discard the supernatant. A 25 μ l suspension of washed gold particles (1.0 μ m diameter, 60 mg/ml) in H₂O are slowly vortexed, to which 40 μ l MDON (50 μ g/ml), 75 μ l of 2.5 M CaCl₂, 75 μ l 0.1M spermidine are sequentially added. All solutions are ice cold. The completed mixture is vortexed for a further 10 min and the particles are allowed to settle at room temperature for a further 10 min. The pellet is washed in 100% EtOH and resuspended in 50 μ l. of absolute ethanol. Biolistic delivery is performed using a Biorad Biolistic gun with the following settings: tank pressure 1100 psi, rupture disks x2 breaking at 900 psi, particle suspension volume 5 μ l.

NT-1 (TOBACCO), A DICOT CELL SUSPENSION: Lawns of NT-1 of approximately 5 cm diameter, containing 5 million cells, were grown for 3 days on standard media at

28°C. Gold particles were coated with ALS-1 or ALS-2 and were shot as above. The cells were cultured a further 2.5 days, suspended and transferred to solid medium supplemented with 15-50 ppb chlorosulfuron (GLEAM™). Resistant colonies emerged after 7-14 days.

The sequences of the MDON used are as follows: (The nucleotides not homologous with the target gene are underlined and bold. Lower case letters denote 2'-O-methyl ribonucleotides.)

ALS-1

```

TGCGCG-guccaguucaCGTTGcauccaacuaT
T                                     T
T                                     T (SEQ ID No. 13)
TCGCGC CAGGTCAAGTGCAACGTAGGATGATT
      3' 5'

```

ALS-2

```

TGCGCG-guccaguucaCGATGcauccaacuaT
T                                     T
T                                     T (SEQ ID No. 14)
TCGCGC CAGGTCAAGTGCTACGTAGGATGATT
      3' 5'

```

ALS-1 and ALS-2 have single base mismatches with the ALS gene at the second nucleotide of the Pro¹⁹⁷ (CCA) codon: ALS-1 is CAA and ALS-2 is CTA. Following PCR amplification and sequencing of the gene of the ALS-1 and ALS-2 transmutated, resistant cell lines, a mutation was in the targeted codon which was found to be Thr (ACA) and Ser (TCA), respectively. The observed mutation was shifted one nucleotide 5' of the location that would have been expected based on the action of MDON in mammalian cells on the coding strand and one nucleotide 3' of the expected location on the non-coding strand. A total of 3 ALS-1 and 5 ALS-2 transmutants having these mutations were identified. No resistant calli were obtained from ALS-1 DNA treated cells.

For selection of chlorosulfuron resistant cells, cells were transferred from each bombarded plate to 15 ml containing 5 ml of liquid CSM 2 d after bombardment. The tubes were inverted several times to disperse cell clumps. The cells were then transferred to solidified CSM medium containing 15 ppb chlorosulfuron (Dupont, Wilmington, DE). After approximately 3 - 5 wk, actively growing cells (raised, light

colored colonies) are selected and transferred to solidified CSM containing 50 ppb chlorsulfuron. Three to four weeks later, actively growing cells are selected, then transferred to solidified CSM containing 200 ppb chlorsulfuron. Cells that survive this treatment are then analyzed.

MEDIA

1. NT-1 cell suspension medium (CSM): Murashige and Skoog salts (Gibco BRL, Grand Island, NY), 500 mg/l MES, 1 mg/l thiamine, 100 mg/l myoinositol, 180 mg/l KH_2PO_4 , 2.21 mg/L 2,4-dichlorophenoxyacetic acid (2,4-D), 30g/L sucrose. Adjust pH to 5.7 with 1M KOH or HCl and autoclave. For solidified medium add 8g/l Agar-agar (Sigma, St. Louis, MO) prior to autoclaving.
2. Plating out medium (POM): 80% (v/v) CSM, 0.3M mannitol, 20% (v/v) supernatant from the initial centrifugation of the NT-1 cell suspension prior to protoplast isolation.

TOBACCO LEAF, A DICOT: *Nicotiana tabacum* v. *Samsun* leaf disks were co-transformed by *Agrobacterium tumefaciens* LBA 4404 harboring bin 19-derived plasmids containing a nptII expression cassette containing two genes: a gene for kanamycin resistance and one of two mutants of a gene encoding a Green Fluorescence Protein (GFP, Chui, W., 1996, Current Biol. 6, 325-330). Neither mutant GFP gene produces a GFP product. The mutants contain either a G→T substitution in the sixth codon resulting in a stop codon or a deletion of one nucleotide at the same position, which are termed, respectively, G-stop and G-Δ. After culture on selective MS 104 medium, leaves were recovered and the presence of a GFP gene confirmed by northern blot.

Sequence of first eight codons of GFP:

| | | |
|--------|---------------------------------|-----------------|
| GFP | ATG GTG AGC AAG GGC GAG GAG CTG | (SEQ ID No. 15) |
| G-stop | _____T_____ | (SEQ ID No. 16) |
| G-Δ | _____AGG AGC TGT | (SEQ ID No. 17) |

The sequences of the MDON used were as follows: (The nucleotides not homologous with G-stop are underlined and bold. Lower case letters denote 2'-O-methyl ribonucleotides.)

GFP-1

TGCGCG-cacucguuccCGCTCucgacaaguT
 T T (SEQ ID No. 18)
 TCGCGC GTGAGCAAGGGCGAGGAGCTGTTTCAT
 3' 5'

GFP-2

TGCGCG-acucguucccGAGCCucgacaagugT
 T T (SEQ ID NO. 19)
 TCGCGC TGAGCAAGGGCTCGGAGCTGTTCACT
 3' 5'

Leaf disks of the G-stop and G-Δ transgenic plants were incubated on MS 104 selective media and G-1 or G-1 introduced biolistically by two successive deliveries as above. Approximately 10 days after the introduction of the MDON, calli exhibiting GFP-like fluorescence were seen in the G-1 and G-2 treated cultures of both the G-stop and G-Δ leaf disks. Larger and more rapidly growing callusing pieces were subdivided by scalpel to obtain green fluorescent cell-enriched calli. The fluorescent phenotype remained stable for the total period of observation, about 30 days. The presence of green fluorescent cells in the G-1 treated G-stop culture indicates that G-1 does not cause mutations exclusively one base 5' of the mismatched nucleotide.

Green fluorescence was observed using a standard FITC filter set using an IMT-2 Olympus microscope.

ELECTROPORATION WORKING EXAMPLE

CONVERSION OF GFP IN TOBACCO MESOPHYLL PROTOPLASTS

Plant Material

1. Tobacco plant transformant (Delta6) harboring a deletion mutant of GFP.
2. Leaves were harvested from 5 to 6-week-old *in vitro*-grown plantlets

Protoplast Isolation

1. Basically followed the procedure of Gallois, et al., 1996, Electroporation of tobacco leaf protoplasts using plasmid DNA or total genomic DNA. Methods in Molecular Biology, Vol. 55: Plant Cell Electroporation and Electrofusion Protocols Edited by: J. A.

Nickoloff Humana Press Inc., Totowa, NJ. pp.89 - 107.

2. Enzyme solution: 1.2 % cellulase R-10 "Onozuka" (Karlson, Santa Rosa, CA), 0.8% macerozyme R-10 (Karlson, Santa Rosa, CA), 90 g/l mannitol, 10 mM MES, filter sterilize, store in 10 ml aliquots at -20°C.

3. Leaves were cut from the mid-vein out every 1 - 2 mm. They were then placed abaxial side down in contact with 10 ml of enzyme solution in a 100 x 20 mm petri plate. A total of 1 g of leaves was placed in each plate.

4. The plates were incubated at 25°C in the dark for 16 hr.

5. The digested leaf material was pipetted and sieved through a 100 μ m nylon screen cloth (Small Parts, Inc., Miami Lakes, FL). The filtrate was then transferred to a centrifuge tube, and centrifuged at 1000 rpm for 10 min. All centrifugations for this protocol were done at these conditions.

6. The protoplasts collected in a band at the top. The band of protoplasts was then transferred to a clean centrifuge to which 10 ml of a washing solution (0.4 M sucrose and 80 mM KCl) was added. The protoplasts were gently resuspended, then centrifuged.

7. Repeated step 6 twice.

8. After the last wash, the protoplast density was determined by dispensing a small aliquot onto a hemocytometer. Resuspend the protoplasts to a density of 1×10^6 protoplasts/ml in eletroporation buffer (80 mM KCl, 4 mM CaCl_2 , 2mM potassium phosphate, pH 7.2, 8% mannitol, autoclave. The protoplasts were allowed to incubate at 8°C for 2 hr.

9. After 2 hr, 0.3 ml (3×10^5 protoplasts) were transferred to each 0.4 cm cuvette, then placed on ice. GFP-2 (0.6 - 4 μ g/mL) was added to each cuvette except for an unelectroporated control. The protoplasts were electroporated (250V, capacitance 250 μ F, and time constant 10 - 14 ms).

10. The protoplasts were allowed to recover for 10 min on ice, then transferred to petri

plates (100 x 20 mm). After 35 min, 10 ml of POM, see above, was added to each plate. The plates were transferred to the dark at 25°C for 24 hr, then transferred to the light.



11. The protoplast cultures were then maintained according to *Callois supra*.

Fluorescence Microscopy

1. Under UV light, we observed 8 GFP converted protoplasts out of 3×10^5 protoplasts.

Throughout the description and claims of this specification, the word "comprise" and variations of the word, such as "comprising" and "comprises", is not intended to exclude other additives, components, integers or steps.

The discussion of documents, acts, materials, devices, articles and the like is included in this specification solely for the purpose of providing a context for the present invention. It is not suggested or represented that any or all of these matters formed part of the prior art base or were common general knowledge in the field relevant to the present invention as it existed in Australia before the priority date of each claim of this application.



Editorial Note

File No 87695/98

The following sequence listing is numbered 1 to 13
followed by page number 27.

SEQUENCE LISTING

- <110> 1. Arntzen, Charles
- 2. Kipp, Peter B.
- 3. Kumar, Ramesh
- 4. May, Gregory D.

<120> The Use of Mixed Duplex Oligonucleotides
to Effect Localized Genetic Changes in Plants

<130> 7991-023-999

<150> 60/054,386

<151> 1997-08-05

<160> 19

<170> FastSEQ for Windows Version 3.0

<210> 1

<211> 2063

<212> DNA

<213> Solanum tuberosum

<220>

<221> CDS

<222> (3) ... (1907)

<400> 1

| | | | | | | |
|-------------|-------------|-------------|------------|------------|-------------|------|
| agtaccattc | cagttatgac | ccggaaaact | ccgcctccca | ttacacattc | ctcccggatc | 60 |
| aacccgattc | cggccaccgg | aagtcacctta | aatcatctc | eggcattttc | ctctctcttt | 120 |
| tccttttget | ttctgtagcc | ttctttccga | tcctcaacia | ccagtcaccg | gacttgacaga | 180 |
| gtaactcccc | ttcgcccgcc | ccgtcaagag | gtgtttctca | gggagtctcc | gataagactt | 240 |
| ttcgagatgt | cgtcaatgct | agtcacattt | cttatgegtg | gtccaatgct | atgcttagct | 300 |
| ggcaaagaac | tgcttaccat | tttcaacctc | aaaaaaattg | gatgaacgat | cctaattggtc | 360 |
| cattgtacca | caagggatgg | tatcatcttt | tttatcaata | caatccagat | tcagctattt | 420 |
| ggggaaatat | cacatggggc | catgccgat | ccaaggactt | gatccactgg | ctctacttgc | 480 |
| cttttgccat | ggttctctgat | caatggtagc | atattaacgg | tgtctggact | gggtccgcct | 540 |
| ccatcctacc | cgatgggtcag | atcatgatgc | tttataccgg | tgtctctgat | gattatgtac | 600 |
| aagtgcacaaa | tcttgctgac | cccaccaact | tatctgatcc | tctccttcta | gactgggtca | 660 |
| agtacaaagg | caacccgggt | ctggttcctc | caccggcat | tggtatcaag | gacttttagag | 720 |
| accgaccac | tgcttggacc | ggaccccaaa | atgggcaatg | gcttttaaca | atcgggtcta | 780 |
| agattggtaa | aacgggtatt | gcacttgttt | atgaaacttc | caacttcaca | agctttaagc | 840 |
| tattggatga | agtgctgcat | gcggttccgg | gtacgggtat | gtgggagtgt | gtggactttt | 900 |
| accgggtatc | gactgaaaaa | acaaacgggt | tggacacatc | atataacggc | ccgggtgtaa | 960 |
| agcatgtgtt | aaaagcaagt | ttagatgaca | ataagcaaga | tcactatgct | attgggacgt | 1020 |
| atgacttgac | aaagaacaaa | tggacaccgc | ataaccggga | attggattgt | ggaattgggt | 1080 |
| tgaagctgga | ttatgggaaa | tattatgcat | caaagacatt | ttatgaccgc | aagaacaaac | 1140 |
| gaagagtact | gtggggatgg | attggggaaa | ctgatagtga | atctgctgac | ctgcagaagg | 1200 |
| gatgggcatc | tgtacagagt | attccaagga | cagtgtctta | cgacaagaag | acagggacac | 1260 |
| atctacttca | gtggccagtt | gaagaaattg | aaagcttaag | agtgggtgat | cctattgtta | 1320 |
| agcaagtcaa | tcttcaacca | ggttcaattg | agctactcca | tgttgactca | gctgcagagt | 1380 |
| tggatataga | agcctcattt | gaagtggaca | aagtgcgcct | ccaggaata | attgaagcag | 1440 |

| | | | | | | |
|------------|------------|-------------|------------|-------------|-------------|------|
| atcatgtagg | tttcagctgc | tctactagtg | gaggtgctgc | tagcagaggc | atdddggggac | 1500 |
| catttgggtg | cgttgtaatt | gctgatcaaa | agctatctga | gctaacgccca | gtdtactttct | 1560 |
| acatttctaa | aggagctgat | ggtcgagctg | agactcactt | ctgtgctgat | caaactagat | 1620 |
| cctcagaggg | tccgggagtt | gctaaaacaag | tttatggtag | ttcagtaccc | gtgtagacg | 1680 |
| gtgaaaaaca | ttcgatgaga | ttattggagg | accactcaat | tgtggagagc | tttggccaag | 1740 |
| gaggaagaac | agtcataaca | tgcgcaattt | acccaacaaa | ggcagtgaat | ggagcagcac | 1800 |
| gactcttcgt | tttcaacaat | gccacagggg | ctagcgtgac | tgcttccgtc | aagattdggg | 1860 |
| cacttgagtc | ggctaataat | cgatccttcc | ccttgcaaga | cttgtaattc | atcaagccat | 1920 |
| atcttcttca | ttcttttttt | catttgaagg | ttatttcacc | gatgtcccat | caagaaaagg | 1980 |
| aagagagggg | gaatatgtag | tgttatactc | tacttattcg | ccatttttagt | gatttttcta | 2040 |
| ctggactttt | gctattcgca | aaa | | | | 2063 |

<210> 2
 <211> 1958
 <212> DNA
 <213> Solanum tuberosum

<220>
 <221> CDS
 <222> (22)...(1815)

| | | | | | | |
|-------------|------------|-------------|-------------|-------------|------------|------|
| <400> 2 | | | | | | |
| tctttttgcgt | tttgagcaat | aatggcaagc | ttgtgcaata | gtagtagtac | atctctcaaa | 60 |
| actcctttta | cttcttcttc | cacttcttta | tcttccactc | ctaagccctc | tcaacttttc | 120 |
| atccatggaa | aacgtaacca | aatgttcaaa | gtttcatgca | aggttaccaa | taataacggg | 180 |
| gaccaaacc | aaaacggtga | aacaaattct | gttgatcgaa | gaaatggtct | tcttggctta | 240 |
| ggtggtcttt | atggtggtgc | taatgctata | ccattagctg | catccgctgc | tccagctcca | 300 |
| cctcctgac | tctcgtcttg | tagtatagcc | aggattaacg | aaaatcaggg | ggtgccgtac | 360 |
| agttggtgcg | cgctaagcc | tgatgatatg | gagaaagttc | cgtattacaa | gtdcccttct | 420 |
| atgactaagc | tccgtgttcg | tcagcctgct | catgaagcta | atgaggagta | tattgccaag | 480 |
| tacaatctgg | cgattagctg | aatgaaagat | cttgataaga | cacaaccttt | aaacctatt | 540 |
| ggttttaagc | aacaagctaa | tatacattgt | gcttattgta | acgggtgctta | tagaattggg | 600 |
| ggcaaagagt | tacaagttca | taattcttgg | cttttcttcc | cgtdccatag | atggtagctg | 660 |
| tacttccacg | agagaatcgt | gggaaaattc | attgatgatc | caactttcgc | tttaccatat | 720 |
| tggaattggg | accatccaaa | aggtatgcgt | tttccctgcc | tgtatgatcg | tgaagggact | 780 |
| tcccttttcg | atgtaacacg | tgaccaaagt | caccgaaatg | gagcagtaat | cgatcttggg | 840 |
| tttttcggca | atgaagttga | aacaactcaa | ctccagttga | tgagcaataa | tttaacacta | 900 |
| atgtaccgtc | aaatggtaac | taatgctcca | tgtcctcgga | tgttctttgg | cgggccttat | 960 |
| gatctcgggg | ttaacactga | actcccggga | actatagaaa | acatccctca | cggtcctgtc | 1020 |
| cacatctggt | ctggtacagt | gagaggttca | actttgceca | atggtgcaat | atcaaacggg | 1080 |
| gagaatatgg | gtcattttta | ctcagctggg | ttggaccggg | ttttcttttg | ccatcacagc | 1140 |
| aatgtggatc | ggatgtggag | cgaatggaaa | gcgacaggag | ggaaaagaac | ggatatcaca | 1200 |
| cataaagatt | ggttgaactc | cgagtctttt | ttctatgatg | aaaatgaaaa | cccttaccgt | 1260 |
| gtgaaagtca | gagactgttt | ggacacgaag | aagatgggat | acgattacaa | accaattgcc | 1320 |
| acaccatggc | gtaacttcaa | gcccttaaca | aaggcttcag | ctggaaaagt | gaatacagct | 1380 |
| tcacttccgc | cagctagcaa | tgtattccca | ttggctaaac | tcgacaaaagc | aatttcgttt | 1440 |
| tccatcaata | ggccgacttc | gtcaaggact | caacaagaga | aaaatgcaca | agaggagatg | 1500 |
| ttgacattca | gtagcataag | atatgataac | agaggggtaca | taaggttcga | tgtgttttcg | 1560 |
| aacgtggaca | ataatgtgaa | tgcgaaatgag | cttgacaagg | cggagtttgc | ggggagttat | 1620 |
| acaagtttgc | cacatgttca | tagagctggg | gagactaatc | atatcgcgac | tgttgatttc | 1680 |
| cagctggcga | taacggaact | ggtggaggat | attggtttgg | aagatgaaga | tactattgcg | 1740 |
| gtgactctgg | tgccaaagag | aggtggtgaa | ggtatctcca | ttgaagggtgc | gacgatcagt | 1800 |
| cttgacagatt | gttaattagt | ctctattgaa | tctgctgaga | ttacactttg | atggatgatg | 1860 |
| ctctgttttt | gttttcttgt | tctgtttttt | cctctgttga | aatcagcttt | gtdgcttgat | 1920 |
| ttcattgaag | ttgttattca | agaataaatc | agttacaa | | | 1958 |

<210> 3
 <211> 1460
 <212> DNA
 <213> Nicotiana tabacum

<220>
 <221> CDS
 <222> (84)...(1178)

<400> 3

| | | | | | | |
|------------|------------|-------------|-------------|------------|------------|------|
| tctgtttctt | caactcacct | taatttgccc | aattgagtc | ttgtaaaatc | tgaaacagaa | 60 |
| ccaagagaga | agagaaaaaa | aatatgggtt | caacaagcca | gagccagagt | aagagtctaa | 120 |
| ctcacacaga | agacgaagcg | ttcttatttg | ccatgcaatt | ggctagtgtc | tctgtacttc | 180 |
| ctatggctct | aaaatcagcg | ttagaacttg | accttcttga | actcatggct | aaagctggtc | 240 |
| caggtgcagc | cattttctct | tctgaattag | ctgctcagct | ctcaaccag | aaccagaag | 300 |
| caccggttat | tcttgatcgg | atgcttaggc | tacttgctac | ttactctgtt | ctcaattgta | 360 |
| ctcttagaac | actgtctgat | ggcagtggtg | agaggtttaa | tagtctggct | ccggtttgta | 420 |
| agttcttgac | taagaatgct | gatgggtggtt | ctggtgcccc | acttttgctt | atgaatcaag | 480 |
| ataaagttct | tatggagagc | tggtaccact | taaaagatgc | agtactagat | ggtggaatcc | 540 |
| cattcaacaa | ggcctatgga | atgacagcat | ttgagtacca | tggcacagat | ccaagattca | 600 |
| acaaagtttt | caaccgtgga | atgtctgatc | actccactat | gtcaatgaaa | aagattcttg | 660 |
| aggactacaa | aggatttgaa | ggcctaaatt | ccattgttga | tgttgggtgg | ggaactggcg | 720 |
| ctactgttaa | catgattgtc | tccaaacatc | cctctattaa | gggtattaac | tttgatttac | 780 |
| cacatgttat | tggagatgct | ccagcttacc | ctgggtgctga | gcacgttggg | ggcgacatgt | 840 |
| ttgccagtg | gccaaaagca | gatgccattt | tcatgaagtg | gatttgtcat | gattggagcg | 900 |
| acgagcattg | cctaaaattc | ttgaagaatt | gctatgaagc | actacctgca | aatgggaagg | 960 |
| tgataatagc | ggagtgcata | cttccagagg | cccagatac | atcacttgca | actaagaata | 1020 |
| cagtacatgt | tgatattgtg | atgttagcac | ataaccagg | aggcaaagaa | aggactgaga | 1080 |
| aggaatttga | ggctttggct | aagggcgctg | gttttactgg | attcgcaagg | cttggtgctg | 1140 |
| ttacaacact | tgggtcatgg | aattcaacaa | ataattaatc | gattcctttg | gaggattaag | 1200 |
| caatatactg | ttcattttgc | attttgaaat | tctacttttc | acagagtggc | tttactgctg | 1260 |
| aataaaagaa | atatatagct | tttaccttga | aaagatcaat | gttcaaaggg | aaaaaaaaaa | 1320 |
| aggaagatga | aataattgct | ctcagaaaag | cagtgtgtta | ggaaaaagct | ttttagctgg | 1380 |
| attttgaatt | ttattgtatg | tatttctgta | atacacatgt | attgaaggaa | tactagtttt | 1440 |
| cgaccaatca | tatttctttg | | | | | 1460 |

<210> 4
 <211> 1418
 <212> DNA
 <213> Nicotiana tabacum

<220>
 <221> CDS
 <222> (59)...(1153)

<400> 4

| | | | | | | |
|------------|------------|------------|------------|-------------|------------|-----|
| attccttcaa | cttaccat | taagtcacg | aaaaatctga | aacagaacta | aaagtaaaat | 60 |
| gggttcaaca | agcgagagcc | agagtaacag | tctcactcac | acagaagacg | aagctttctt | 120 |
| atgtgccatg | caattgtgta | gtgcttctgt | acttctatg | gtcctaaaaat | cagccgtaga | 180 |
| acttgacctt | cttgagctaa | tggctaaggc | tggtccaggt | gcagctatct | ctccttctga | 240 |
| attagctgct | cagctctcaa | ctcagaacc | agaagcacct | gttatgcttg | atcggatgct | 300 |
| taggctactt | gcttcttact | ctgttctcaa | ttgtactctt | agaacactgc | ctgatagcag | 360 |
| tgttgagagg | ctttatagtc | tggctcccgt | ctgtaagtac | ttgactaaga | atgctgatgg | 420 |
| tgtttctggt | gccccacttt | tgcttatgaa | tcaagataaa | gttcttatgg | agagctggta | 480 |
| ccacttaaaa | gatgcagtac | tagatggcgg | aatcccattc | aacaaagcct | atggaatgac | 540 |

| | | | | | | |
|------------|------------|-------------|------------|-------------|------------|------|
| agcatttgag | taccatggca | cagatccaag | attcaacaaa | gtgttcaacc | gtggaatgtc | 600 |
| tgatcactcc | actatgtcaa | tgaagaagat | tcttgaggac | tacaaaggat | ttgaaggcct | 660 |
| aaattccatt | gttgatggtg | gtggtggaac | gggtgctact | gttaacatga | ttgtctctaa | 720 |
| atatccctct | attaagggca | ttaactttga | tttgccacat | gtaattggag | atgctccaac | 780 |
| ttaccccggg | gtcgagcacg | ttggtggcga | catgtttgct | agtgtgccaa | aagcagatgc | 840 |
| cattttcatg | aagtggattt | gtcatgattg | gagcgatgag | cattgcctaa | aattcttgaa | 900 |
| gaattgctat | gaagcactac | ctgcaaatgg | gaaggtgata | attgcagagt | gcatacttcc | 960 |
| agaggcccca | gatacatcac | ttgcaactaa | gaatacagta | catgttgata | ttgttatggt | 1020 |
| agcacataac | ccaggaggca | aagaaaaggac | tgagaaggaa | tttgaggcct | tggttaaggg | 1080 |
| cgctggtttt | actggattcg | caaggcttgt | tgcgcttaca | acacttgggt | catggaattc | 1140 |
| aacaagtaat | taatcgattc | cttaatttga | aggattaagc | aatatactgt | tcgttttgca | 1200 |
| tttggaaatt | ctacttttct | cagagtggct | tgactgtgaa | ataaaaagaaa | tatagctttt | 1260 |
| aacttgaaaa | gattgatggt | caaaaagaaa | aaaggaagat | gaaataattg | ctctcagaaa | 1320 |
| agcaatgtgt | taggaaaaag | cttttttagc | tggattttga | attttactgt | atgtatttct | 1380 |
| gttatacaca | tgtattgaag | gaatactagt | tttcgacc | | | 1418 |

<210> 5
 <211> 1419
 <212> DNA
 <213> Nicotiana tabacum

<220>
 <221> CDS
 <222> (92) ... (1165)

| | | | | | | |
|------------|-------------|------------|------------|-------------|-------------|------|
| <400> 5 | | | | | | |
| atctctttct | ctttcccttg | aactgtggtt | tcattttttc | tgctctgaaa | caatagtgtt | 60 |
| ttcctttag | atthtaagtt | aaaagaaaac | catgggtagc | ttggatggtg | aaaaatcagc | 120 |
| tattggttgg | gctgctagag | acccttctgg | tctactttca | ccttatacct | atactctcag | 180 |
| aaacacagga | cctgaagatg | tgcaagtcaa | agttttgtat | tgtggacttt | gccacagtga | 240 |
| tcttcaccaa | gttaaaaatg | atcttggcat | gtccaactac | cctctgggtc | ctggacatga | 300 |
| agtgggtggg | aaagttagtg | aggtaggagc | agatgtgtca | aaattcaaag | tggtgggacac | 360 |
| agttggagtt | ggattactcg | ttggaagttg | taggaactgt | ggcccttgca | agagagaaat | 420 |
| agagcaatat | tgcaacaaga | agatttggaa | ttgcaatgat | gtctacactg | atggcaaacc | 480 |
| cacccaaggt | ggttttgcta | attctatggt | tgttgatcaa | aactttgtgg | tgaaaattcc | 540 |
| agagggtag | gcaccagaac | aagcagcacc | tctattatgt | gctggcataa | cagtatacag | 600 |
| tccattcaac | cattttggtt | ttaatcagag | tggatttaga | ggaggaattt | tggttagtag | 660 |
| aggagttgga | catatgggag | tgaaaatagc | aaaggcaatg | ggacatcatg | ttactgtcat | 720 |
| tagttcttca | aataagaaga | gacaagaggc | attggaacat | cttgggtgcag | atgattatct | 780 |
| tgtagtttca | gacactgata | aatgcaaga | agctgctgat | tcacttgact | atattattga | 840 |
| tactgtccct | gttggccatc | ctcttgaact | ttatctttct | ttgcttaaaa | ttgatggcaa | 900 |
| acttatcttg | atcggagtta | tcaacacccc | cttgcaattt | atctctccca | tggttatgct | 960 |
| cgggagaaa | agcatcactg | gaagctttat | tggtagcatg | aaggaaacag | aggaaatgct | 1020 |
| agacttctgc | aaagagaaa | gtgtgacttc | acagattgag | atagtgaaaa | tggtattat | 1080 |
| caacactgca | atggagaggt | tggagaaaaa | tgatgtgagc | tacagatttg | ttgttgatgt | 1140 |
| tgctggaagc | aagcttgacc | agtaattgca | caagaaaaac | aacatggaat | ggttcactat | 1200 |
| tatacacaa | ggctatgaga | aaaatagtac | tcctcaactt | tgatgtcatc | ttgtttacct | 1260 |
| ttgttttatt | ttccacctgt | attatcatat | ttgggtggtc | agagtgacgt | ttatgtatat | 1320 |
| tttctttctt | caaaaacaatc | ttaaataaat | ttggatggtg | gtgacgattt | tgaaatatac | 1380 |
| caaccatgca | aacttacttt | ggtagaaaaa | aaaaaaaaa | | | 1419 |

<210> 6
 <211> 1398
 <212> DNA
 <213> Nicotiana tabacum

<220>
 <221> CDS
 <222> (88) ... (1161)

<400> 6

| | | | | | | |
|------------|------------|-------------|-------------|------------|------------|------|
| attcctcttt | cccttgaact | gtgttttcgt | tttttctgct | ctaaaaaat | cgtgtgttcc | 60 |
| ttctagattt | taagtttaa | gaacatcatg | ggtggcttgg | aagttgagaa | aacaactatt | 120 |
| ggttgggctg | ctagagaccc | ttctggtgta | ctttcacctt | atacctatac | tctcagaaac | 180 |
| acaggacctg | aagatgtgga | agtcaaagt | ttgtattgtg | ggctctgtca | cactgatctt | 240 |
| caccaagtta | aaaatgatct | tggcatgtcc | aactaccctc | tggttcctgg | acatgaagtg | 300 |
| gtgggagaa | tggtggaggt | aggaccagat | gtgtcaaaat | tcaaagtgg | ggacacagtt | 360 |
| ggagttggat | tactcgttgg | aagttgcagg | aactgtggcc | cttgcaagag | agatatagag | 420 |
| caatattgca | acaagaagat | ttggaactgc | aatgatgtct | acactgatgg | caaaccacc | 480 |
| caaggtggtt | ttgctaaatc | catggttgtt | gatcaaaagt | ttgtggtgaa | aattccagag | 540 |
| ggtatggcac | cagaacaagc | agcacctcta | ttatgtgctg | gtataacagt | atacagtcca | 600 |
| ttgaaccatt | ttggtttcaa | acagagtgga | ttaagaggag | gaattttggg | attaggagga | 660 |
| gtgggacaca | tgggagtgaa | aatagcaaag | gcaatgggac | atcatgttac | tgtcattagt | 720 |
| tcttcaaata | agaagagaca | agaggcattg | gaacatcttg | gtgcagatga | ttatcttgtc | 780 |
| agttcagaca | ctgataaaat | gcaagaggct | tctgattcac | ttgactatat | tattgatact | 840 |
| gtccctgttg | gccatcctct | tgaaccttat | ctttctttgc | ttaaaattga | tggcaaactt | 900 |
| atcttgatgg | gagttatcaa | caccccttgg | caattttatct | cccccatggt | tatgctcggg | 960 |
| agaaagagca | tcacaggaag | ctttattggt | agcatgaagg | aaacagagga | aatgctagat | 1020 |
| ttctgcaaa | agaaaggtgt | gacttcacag | attgagatag | tgaaaatgga | ttatatcaac | 1080 |
| actgcaatgg | agaggttgg | gaaaaatgat | gtgaggtaca | gatttgtggt | tgatgttatt | 1140 |
| ggaagcaagc | ttgaccagta | attatattac | acaagaaaaa | caacatggaa | tggttcacta | 1200 |
| ttatacaagg | ctgtgagaat | actaaacttt | gatgtcgtct | tttgtatcct | tttgttttat | 1260 |
| ttgccacctg | tattttctta | tttgggtgatc | gagagtgcg | tttatgtatt | attttctttc | 1320 |
| ttcaaaaaca | tttaatgtat | gaatttggat | gttgggtgaaa | aaaaaaaaaa | aaaaaaaaaa | 1380 |
| aaaaaaaaaa | aaaaaaaaaa | | | | | 1398 |

<210> 7
 <211> 1533
 <212> DNA
 <213> *Carthamus tinctorius*

<220>
 <221> CDS
 <222> (106) ... (1296)

<400> 7

| | | | | | | |
|------------|------------|-------------|------------|------------|------------|-----|
| gctcacttgt | gtgggtggag | agaaaaacag | aactcaciaa | aagctttgcg | actgccaaga | 60 |
| acaacaacaa | caacaagatc | aagaagaaga | agaagaagat | caaaaatggc | tcttcgaatc | 120 |
| actccagtga | ccttgcaatc | ggagagatat | cgttcgtttt | cgtttcctaa | gaaggctaat | 180 |
| ctcagatctc | ccaaattcgc | catggcctcc | accctcggat | catccacacc | gaaggttgac | 240 |
| aatgccaaga | agccttttca | acctccacga | gagggtcatg | ttcaggtgac | gactccatg | 300 |
| ccaccacaga | agatagagat | tttcaaatec | atcgaggggt | gggctgagca | gaacatattg | 360 |
| gttcacctaa | agccagtgga | gaaatgttgg | caagcacagg | atctcttgcc | ggacctgca | 420 |
| tctgaaggat | ttgatgaaca | agtcaaggaa | ctaagggcaa | gagcaaagga | gattcctgat | 480 |
| gattactttg | ttgttttgg | tggagatatg | attacagagg | aagccctacc | tacttaccaa | 540 |
| acaatgctta | ataccctaga | tgggtgtactg | gatgagactg | gggctagcct | tacgccttgg | 600 |
| gctgtctgga | ctagggcttg | gacagctgaa | gagaacaggc | atggcgatct | tctccacacc | 660 |
| tatctctacc | tttctgggcg | ggtagacatg | aggcagatac | agaagacaat | tcagtatctc | 720 |
| attgggtcag | gaatggatcc | tcgtaccgaa | aacagccctc | accttgggtt | catctacaca | 780 |
| tcgtttcaag | agcgtgccac | atctgtttct | cacggaaaca | ccgccaggca | tgcaaaggat | 840 |
| catggggacg | tgaaactggc | gcaaatttgt | ggtacaatcg | cgtctgacga | aaagcgtcac | 900 |

| | | | | | | |
|------------|------------|------------|------------|-------------|------------|------|
| gagaccgctt | atacaaagat | agtcgaaaag | ctattcgaga | tcgatcctga | tggcaccgtt | 960 |
| cttgcttttg | ccgacatgat | gaggaaaaag | atctcgatgc | ccgcacactt | gatgtacgat | 1020 |
| gggcgatgat | acaacctctt | cgaacatttc | tcggcggttg | cccaaagact | cggcgtctac | 1080 |
| accgccaaag | actacgccga | catactggaa | tttctggctg | ggcggtgga | agtggcggat | 1140 |
| ttgaccggcc | tatctggtga | agggcgtaaa | gcgcaagatt | atgtttgcgg | gttgccacca | 1200 |
| agaatcagaa | ggctggagga | gagagctcaa | gggcgagcaa | aggaaggacc | tgttgttcca | 1260 |
| ttcagctgga | ttttcgatag | acaggtgaag | ctgtgaagaa | aaaaaaaaacg | agcagtgagt | 1320 |
| tcggtttctg | ttggcttatt | gggtagaggt | taaaacctat | tttagatgtc | tgtttcgtgt | 1380 |
| aatgtggttt | ttttctttct | aatcttgaat | ctggtattgt | gtcgttgagt | tcgctgtgtg | 1440 |
| gtaaaccttg | gtggctgtgg | acatattata | gaactcgтта | tgccaatттt | gatgacggtg | 1500 |
| gttatcgtct | cccctggtgt | ttttttattg | ttt | | | 1533 |

<210> 8
 <211> 1643
 <212> DNA
 <213> Ricinus communis

<220>
 <221> CDS
 <222> (1) ... (1239)

| | | | | | | |
|------------|-------------|-------------|------------|-------------|-------------|------|
| <400> 8 | | | | | | |
| ttccggcaaa | taacaaaaaa | ccaaaagaaa | aaggtaagaa | aaaaaacaat | ggctctcaag | 60 |
| ctcaatcctt | tccttttctca | aacccaaaag | ttaccttctt | tcgctcttcc | accaatggcc | 120 |
| agtaccagat | ctcctaagtt | ctacatggcc | tctaccctca | agtctggttc | taaggaagtt | 180 |
| gagaatctca | agaagccttt | catgcctcct | cgggaggtac | atgttcagggt | taccattctt | 240 |
| atgccacccc | aaaagattga | gatctttaaa | tccctagaca | attgggctga | ggagaacatt | 300 |
| ctggttcate | tgaagccagt | tgagaaatgt | tggcaaccgc | aggatttttt | gccagatccc | 360 |
| gcctctgatg | gatttgatga | gcaagtcagg | gaactcaggg | agagagcaaa | ggagattcct | 420 |
| gatgattatt | ttgttgtttt | ggttggagac | atgataacgg | aagaagccct | tcccacttat | 480 |
| caaacaatgc | tgaatacctt | ggatggagtt | cgggatgaaa | caggtgcaag | tctacttctt | 540 |
| tgggcaattt | ggacaagggc | atggactgcg | gaagagaata | gacatggtga | cctcctcaat | 600 |
| aagtatctct | acctatctgg | acgagtggac | atgaggcaaa | ttgagaagac | aattcaatat | 660 |
| ttgattgggt | caggaatgga | tccacggaca | gaaaacagtc | cataccttgg | gttcatctat | 720 |
| acatcattcc | aggaaaaggc | aaccttcatt | tctcatggga | acactgcccg | acaagccaaa | 780 |
| gagcatggag | acataaagtt | ggctcaaata | tgtggtacaa | ttgctgcaga | tgagaagcgc | 840 |
| catgagacag | cctacacaaa | gatagtggaa | aaactccttg | agattgatcc | tgatggaact | 900 |
| gttttggtct | ttgctgatat | gatgagaaaag | aaaatttcta | tgctgcaca | cttgatgtat | 960 |
| gatggccgag | atgataatct | ttttgaccac | ttttcagctg | ttgctgcagc | tcttgagtc | 1020 |
| tacacagcaa | aggattatgc | agatatattg | gagttccttg | tggcagatg | gaaggtggat | 1080 |
| aaactaacgg | gcctttcagc | tgagggacaa | aaggctcagg | actatgtttg | tcggttacct | 1140 |
| ccaagaatta | gaaggctgga | agagagagct | caaggaaggg | caaaggaagc | accaccatg | 1200 |
| cctttcagct | ggattttcga | taggcaagtg | aagctgtagg | tggctaaagt | gcaggacgaa | 1260 |
| accgaaatgg | ttagtttcac | tctttttcat | gcccacccct | gcagaatcag | aagtagaggt | 1320 |
| agaattttgt | agttgctttt | ttattacaag | tccagtttag | tttaaggtct | gtggaagggg | 1380 |
| gttagttgag | gagtgaattt | agtaagttgt | tgatactggt | gtgttcttgt | gttgctcatga | 1440 |
| gtctgcttga | tagtgagttt | cttttgtttc | cttttgttgt | gttcttttat | ctggctctctc | 1500 |
| tctctctctc | tctctctttt | tctcttatcc | caagtgtctc | aagtataata | agcaaacgat | 1560 |
| ccatgtggca | attttgatga | tggtgatcag | tctcacaact | tgatcttttg | tcttctattg | 1620 |
| gaaacacagc | ctgcttggtt | gaa | | | | 1643 |

<210> 9
 <211> 2569
 <212> DNA
 <213> Arabidopsis thaliana

<220>
 <221> exon
 <222> (236) ... (729)
 <223> Exon 1

 <221> exon
 <222> (1030) ... (1119)
 <223> Exon 2

 <221> exon
 <222> (1201) ... (1267)
 <223> Exon 3

 <221> exon
 <222> (1358) ... (1450)
 <223> Exon 4

 <221> exon
 <222> (1530) ... (1715)
 <223> Exon 5

 <221> exon
 <222> (1809) ... (1889)
 <223> Exon 6

 <221> exon
 <222> (1993) ... (2130)
 <223> Exon 7

 <221> exon
 <222> (2212) ... (2403)
 <223> Exon 8

<400> 9

| | | | | | | |
|------------|------------|------------|------------|------------|-------------|------|
| cacaccatca | ctaataaatt | tccttctcct | ttcaagttgt | agctaactta | tataagacat | 60 |
| aagcgtgcga | accagagaca | gagatagaaa | ttgagagacg | ataagcaaag | tagaaaacac | 120 |
| aagtttctct | cacacacatt | atctctttct | ctattaccac | cactcattca | taacagaaac | 180 |
| ccaccaaaaa | ataaaaagag | agacttttca | ctctggggag | agagctcaag | ttctaattggc | 240 |
| gaacttggtc | ttatcagaat | gtggtatacg | acctctcccc | agaatctaca | caacaccacag | 300 |
| atccaatttc | ctctccaaca | acaacaaatt | cagaccatca | ctttcttctt | cttcttaciaa | 360 |
| aacatcatca | tctcctctgt | cttttggtct | gaattcacga | gatgggttca | cgaggaattg | 420 |
| ggcgttgaat | gtgagcacac | cattaacgac | accaatattt | gaggagtctc | cattggagga | 480 |
| agataataaa | cagagattcg | atccaggtgc | gcctcctccg | ttcaatttag | ctgatattag | 540 |
| agcagctata | cctaagcatt | gttgggttaa | gaatccatgg | aagtctttga | gttatgtcgt | 600 |
| cagagacgtc | gctatcgtct | ttgcattggc | tgctggagct | gcttacctca | acaattggat | 660 |
| tgtttgacct | ctctattggc | tcgctcaagg | aaccatgttt | tgggctctct | ttgttcttgg | 720 |
| tcatgactgg | taaacttaaa | aaccctaact | ttttcttctt | tttctcctct | gcttttagtct | 780 |
| cctttagcct | ttgatttggt | caactttgga | tgattccaaa | gaaccaatcg | aacaaattgg | 840 |
| tctttatcca | tatctcttca | aatagcttta | ggacataatt | ggtctctcag | gtaacaagct | 900 |
| gtcattatca | tcatactcat | catgttgcta | gtagaccaac | ccaattggca | actgtttgtt | 960 |
| ggttttgcaa | ctgtgtaatc | tgctttgaat | tgtaacaaa | attattgatt | tatgttgatt | 1020 |
| acattgcagt | ggacatggta | gtttctcaaa | tgatccgaag | ttgaacagtg | tggtcgggtca | 1080 |
| tcttcttcat | tcctcaattc | tggtcccata | ccatggctgg | tgagttttgc | tttcagacca | 1140 |
| ttcttctcta | aaaccacttg | cagaatctca | tcttcttcat | gtaaaaatat | gactttgcag | 1200 |
| gagaattagt | cacagaactc | accaccagaa | ccatggacat | gttgagaatg | acgaatcttg | 1260 |

| | | | | | | |
|-------------|------------|-------------|------------|------------|-------------|------|
| gcacccctgta | agtcaaaaac | gtattttttt | ggttatcttg | ttttagtcct | gtgggtgtttc | 1320 |
| ttagatgcag | ttttattaac | tgtttctgta | actgcagatg | tctgagaaaa | tctacaatac | 1380 |
| tttggacaag | ccgactagat | tcttttagatt | tacactgcct | ctcgtgatgc | ttgcataacc | 1440 |
| tttctacttg | gtaagaactc | ctctatttgt | tatggtaact | taagctgcca | caccaagtaa | 1500 |
| aaaagctcat | gtctattctt | ctgtttcagt | gggctcgaag | tccggggaaa | aagggttctc | 1560 |
| attaccatcc | agacagtgac | ttgttcctcc | ctaaagagag | aaaggatgtc | ctcacttcta | 1620 |
| ctgcttggtg | gactgcaatg | gctgctctgc | ttgtttgtct | caacttcaca | atcgggtccaa | 1680 |
| ttcaaagtct | caaactttat | ggaattcctt | actgggtaat | gcgccgctgt | tactccccctg | 1740 |
| tttcagcctg | agcaatttgt | gtattatttc | ctctgcctta | ctcaaaaagg | tttttatgtc | 1800 |
| aaatacagat | aatgtaatg | tgggtggact | ttgtgactta | cctgcatcac | catgggtcatg | 1860 |
| aagataagct | tccttggtag | cgtggcaagg | taaaatacat | attctctgct | tccactgttc | 1920 |
| tttgactaca | tcgctctttc | ttttaagggt | aaagccaact | ggtgtgtaaa | tctcatgatt | 1980 |
| ctcccaaaac | aggagtggag | ttacctgaga | ggaggactta | caacattgga | tcgtgactac | 2040 |
| ggattgatca | ataacatcca | tcatgatatt | ggaactcatg | tgatacatca | tcttttcccg | 2100 |
| cagatcccac | attatcatct | agtagaagca | gtaagtaaat | tgaaagtaaa | gactgtttgt | 2160 |
| gtttttggtg | ttcatgctag | tttccctgac | tcttgctcca | ctgttatgca | gacagaagca | 2220 |
| gctaaaccag | tattagggaa | gtattacagg | gagcctgata | agtctggacc | gttgccatta | 2280 |
| catttactgg | aaattctagc | gaaaagtata | aaagaagatc | attacgtgag | cgacgaagga | 2340 |
| gaagttgtat | actataaagc | agatccaaat | ctctatggag | aggtcaaagt | aagagcagat | 2400 |
| tgaaatgaag | caggcttgag | attgaagttt | tttctatttc | agaccagctg | attttttgct | 2460 |
| tactgtatca | atttattgtg | tcaccaccca | gagagttagt | atctctgaat | acgatcgatc | 2520 |
| agatggaaac | aacaaatttg | tttgcgatac | tgaagctata | tataccata | | 2569 |

<210> 10
 <211> 3879
 <212> DNA
 <213> Arabidopsis thaliana

<220>
 <221> exon
 <222> (780)...(1685)
 <223> Exon 1

<221> exon
 <222> (1761)...(2129)
 <223> Exon 2

<221> exon
 <222> (2207)...(2461)
 <223> Exon 3

<221> exon
 <222> (2544)...(2671)
 <223> Exon 4

<221> exon
 <222> (2762)...(2959)
 <223> Exon 5

<221> exon
 <222> (3088)...(3448)
 <223> Exon 6

<400> 10
 aaagatagta tttggtgata aatatgggga tatttatcct atattatctg tatttttctt 60

| | | | | | | |
|-------------|-------------|-------------|-------------|-------------|-------------|------|
| accattttta | ctctattcct | ttatctacat | tacgtcatta | cactatcata | agatatttga | 120 |
| atgaacaaat | tcatgcaccc | accagctata | ttaccctttt | ttattaaaaa | aaaacatctg | 180 |
| ataataataa | caaaaaaatt | agagaaatga | cgtcgaaaaa | aaaagtaaga | acgaagaaga | 240 |
| agtgttaaac | ccaaccaatt | ttgacttgaa | aaaaagcttc | aacgctcccc | ttttctcctt | 300 |
| ctccgctcgt | ctccgcccgg | tcccaaatcc | ccaattcctc | ctcttctccg | atcaattcctt | 360 |
| cccaagtaag | cttcttcttc | ctcgattctc | tcctcagatt | gtttcgtgac | ttctttatat | 420 |
| atattcttca | cttccacagt | tttcttctgt | tgttgctcgtc | gatctcaaat | catagagatt | 480 |
| gattaaccta | attggtcttt | atctagtgtg | atgcatcggt | attaggaact | ttaaattaag | 540 |
| atttaaatcgt | taatttcatg | attcggattc | gaattttact | gttctcgaga | ctgaaatatg | 600 |
| caacctatth | tttcgtaatc | gttgatgatc | aattcggattc | ttcagaatth | atagcaatth | 660 |
| tgatgctcat | gatctgtcta | cgctacgttc | tcgtcgtaaa | tcgaagtgtg | taatgctatg | 720 |
| tgtttgttac | acaggtgtgt | gtatgtgtga | gagaggaact | atagtgtaaa | aaattcataa | 780 |
| tggaaagtctg | caattgtatt | gaaccgcaat | ggccagcggg | tgaattgtta | atgaaatacc | 840 |
| aatacatctc | cgatttcttc | attgcgattg | cgtatthttc | gattcctcct | gagttgattt | 900 |
| actttgtgaa | gaaatcagcc | gtgtttccgt | atagatgggt | acttgttcag | tttgggtgctt | 960 |
| ttatcgttct | ttgtggagca | actcatctta | ttaaacttatg | gactttcact | acgcattcga | 1020 |
| gaaccgtggc | gcttgtgatg | actaccgca | aggtgttaac | cgctgttgtc | tcgtgtgcta | 1080 |
| ctgcttgat | gcttgttcat | attattcctg | atcttttgag | tgttaagact | cgggagcttt | 1140 |
| tcttgaaaaa | taaagctgct | gagctcgata | gagaaatggg | attgattcga | actcaggaag | 1200 |
| aaaccggaag | gcatgtgaga | atgttgactc | atgagattag | aagcacttta | gatagacata | 1260 |
| ctattttaa | gactacactt | gttgagcttg | gtaggacatt | agctttggag | gagtggtcat | 1320 |
| tgtggatgcc | tactagaact | gggttagagc | tacagctttc | ttatacactt | cgcatcaac | 1380 |
| atcccgtgga | gtatacgggt | cctattcaat | taccgggtgat | taaccaagtg | tttgggtacta | 1440 |
| gtagggctgt | aaaaatatct | cctaattctc | ctgtggctag | gttgagacct | gtttctggga | 1500 |
| aatatatgct | aggggaggtg | gtcgtgtgga | gggttccgct | tctccacctt | tctaattttc | 1560 |
| agattaatga | ctggcctgag | ctttcaacaa | agagatatgc | tttgatgggt | ttgatgcttc | 1620 |
| cttcagatag | tgcaaggcaa | tggcatgtcc | atgagttgga | actcgttgaa | gtcgtcgtcg | 1680 |
| atcaggtttt | acattgctga | gaatttctct | tctttgctat | gttcatgatc | ttgtctataa | 1740 |
| ctttctctct | cttattatag | gtggctgtag | ctctctcaca | tgctgcgatc | ctagaagagt | 1800 |
| cgatgcgagc | tagggacctt | ctcatggagc | agaatgttgc | tcttgatcta | gctagacgag | 1860 |
| aagcagaaac | agcaatccgt | gcccgcaatg | atttccctagc | ggttatgaac | catgaaatgc | 1920 |
| gaacaccgat | gcatgcgatt | attgcactct | cttcccttact | ccaagaaacg | gaaactaacc | 1980 |
| ctgaacaaag | actgatgggtg | gaaacaatac | ttaaaagtag | taaccttttg | gaaactttga | 2040 |
| tgaatgatgt | cttagatctt | tcaaggttag | aagatggaag | tcttcaactt | gaaactggga | 2100 |
| cattcaatct | tcatacatta | tttagagagg | taacttttga | acagctctat | gtttcataag | 2160 |
| ttataactat | ttgtgtactt | gattgtcata | ttgaatcttg | ttgcaggctc | tcaatctgat | 2220 |
| aaagcctata | gcggttggtta | agaaattacc | catcacacta | aatcttgca | cagatttgcc | 2280 |
| agaatttgtt | gttggggatg | agaaacggct | aatgcagata | atattaaata | tagttggtaa | 2340 |
| tgctgtgaaa | ttctccaaac | aaggtagtat | ctccgtaacc | gctcttgtca | ccaagtcaga | 2400 |
| cacacgagct | gctgactttt | ttgtcgtgcc | aactgggagt | catttctact | tgagagtgaa | 2460 |
| ggttattatc | ttgtatcttg | ggatcttata | ccatagctga | aagtatttct | taggtcttaa | 2520 |
| ttttgatgat | tattcaaaata | taggtaaaaag | actctggagc | aggaataaat | cctcaagaca | 2580 |
| ttccaagat | tttcaactaaa | tttgcctaaa | cacaatcttt | agcgacgaga | agctcgggtg | 2640 |
| gtagtgggct | tggcctcgcc | atctccaaga | ggtttgagcc | ttattaaaag | acgttttttt | 2700 |
| ccaacttttt | cttgtcttct | gtgttggtta | aagtttactc | ataagcgttt | aatatgacaa | 2760 |
| ggtttgtgaa | tctgatggag | ggtaacattt | ggattgagag | cgatgggtctt | ggaaaaggat | 2820 |
| gcacggctat | ctttgatggt | aaacttggga | tctcagaacg | ttcaaacgaa | tctaaacagt | 2880 |
| cgggcatacc | gaaagttcca | gccattcccc | gacattcaaa | tttcaactgga | cttaagggtt | 2940 |
| ttgtcatgga | tgagaacggg | ttagtataag | cttctcacct | ttctctttgc | aaaatctctc | 3000 |
| gccttacttc | ttgcaaatgc | agatattggc | gtttagaaaa | aacgcaaatt | taatcttatg | 3060 |
| agaaaccgat | gattatthttg | gttgacgggt | aagtagaatg | gtgacgaagg | gacttcttgt | 3120 |
| acaccttggg | tgcgaagtga | ccacgggtgag | ttcaaacgag | gagtggtctc | gagttgtgtc | 3180 |
| ccatgagcac | aaagtggctt | tcatggacgt | gtgcatgccc | ggggctgaaa | actaccaa | 3240 |
| cgctctccgt | attcacgaga | aattcacaaa | acaacgccac | caacggccac | tacttgtggc | 3300 |
| actcagtggt | aacactgaca | aatccacaaa | agagaaatgc | atgagctttg | gtctagacgg | 3360 |

| | | | | | | |
|------------|------------|------------|------------|------------|------------|------|
| tgtgttgctc | aaacccgcat | cactagacaa | cataagagat | gttctgtctg | atcttctcga | 3420 |
| gccccgggta | ctgtacgagg | gcatgtaaag | gcgatggatg | ccccatgccc | cagaggagta | 3480 |
| attccgctcc | cgcttcttc | tcccgtaaaa | catcggaagc | tgatgttctc | tggtttaatt | 3540 |
| gtgtacatat | cagagattgt | cggagcgttt | tggatgatat | cttaaacag | aaaggaata | 3600 |
| acaaaataga | aactctaac | cggtatgtgt | ccgtggcgat | ttcggttata | gaggaacaag | 3660 |
| atggtgggtg | tataatcata | ccatttcaga | ttacatgttt | gactaatgtt | gtatccttat | 3720 |
| atatgtagtt | acattcttat | aagaatttg | atcgagttat | ggatgcttgt | tgcgtgcatg | 3780 |
| tatgacattg | atgcagtatt | atggcgtcag | ctttgcgccg | cttagtagaa | caacaacaat | 3840 |
| ggcgttactt | agtttctcaa | tcaacccgat | ctccaaaac | | | 3879 |

<210> 11
 <211> 1200
 <212> DNA
 <213> Arabidopsis thaliana

<220>
 <221> CDS
 <222> (53) ... (1024)

| | | | | | | |
|-------------|------------|------------|------------|------------|-------------|------|
| <400> 11 | | | | | | |
| cgttgctgctc | gaagttaggc | caagaaaccc | atttaaaaa | aaagagagag | agatggagag | 60 |
| tttcccgatc | atcaatctcg | agaagcttaa | tggagaagag | agagcaatca | ctatggagaa | 120 |
| gatcaaagac | gcttgtgaaa | actggggcct | ctttgagtgt | gtgaaccatg | ggatttctact | 180 |
| cgagcttttg | gacaaagtgg | agaagatgac | caaggaacat | tacaagaagt | gcatggaaga | 240 |
| gagattcaag | gaatcgatta | agaacagagg | tcttgactct | cttcgctctg | aagtcaacga | 300 |
| cgttgactgg | gaatccactt | tctacctcaa | gcacctccc | gtctctaata | tctccgatgt | 360 |
| ccctgatctc | gacgacgatt | acagaacgtt | aatgaaagac | ttcgccggaa | agatagagaa | 420 |
| gttgtcggag | gagctactgg | atctgctgtg | cgagaatctc | ggtttagaga | agggttat | 480 |
| aaaaaagggtg | ttttacgggt | cgaaaagacc | gacttttgga | accaaagtca | gcaattatcc | 540 |
| accttgcct | aatccggacc | tagtcaaggg | tctccgagcc | cacaccgacg | ccggcggcat | 600 |
| catcctctc | ttccaagacg | acaaagtcag | tggacttcag | cttcttaaag | acggcgagtg | 660 |
| ggtcgatgtt | cctccggtta | agcattcaat | cgtcgttaat | ctcggcgatc | aacttgaggt | 720 |
| gataaccaat | gggaagtaca | agagtgtgga | acatagagtg | ctatctcaga | cagacggaga | 780 |
| aggaagaatg | tcgatcgcat | cattctataa | tccgggaagc | gactctgtta | tttttccggt | 840 |
| gccggagctg | atcggaaaag | aagcagagaa | ggagaagaaa | gagaactatc | cgagatttgt | 900 |
| gtttgaagat | tacatgaaac | tctactctgc | tgtcaagttt | caggccaagg | aaccaaggtt | 960 |
| tgaagccatg | aaagctatgg | agacaactgt | ggccaacaat | gttggaccat | tggccactgc | 1020 |
| gtgaatgata | tgtaactggg | taataaatat | atatatatat | atatatatag | tctttatata | 1080 |
| atgtcttaga | aacttgatta | ttcactatac | gaataat | gttcatgttg | ttgtatgttt | 1140 |
| aagtgggtgaa | tgtgttatat | atgggaatta | atgttttctg | ttcgaaaaaa | aaaaaaaaaa | 1200 |

<210> 12
 <211> 3438
 <212> DNA
 <213> Arabidopsis thaliana

<220>
 <221> exon
 <222> (1212) ... (1358)
 <223> Exon 1

<221> exon
 <222> (1461) ... (1592)
 <223> Exon 2

<221> exon
 <222> (1660) ... (1820)
 <223> Exon 3

<221> exon
 <222> (1909) ... (2893)
 <223> Exon 4

<400> 12

| | | | | | | |
|-------------|-------------|-------------|------------|-------------|-------------|------|
| gttacttttc | aaatcttccc | tcatattata | tagccattga | tatcatagag | gatgtgagtt | 60 |
| ttaacttaat | atttaccogt | ttgaaactag | ctatttactt | aaatatgaat | tataatctag | 120 |
| tttaactacc | aaaaacatca | tatggggaca | agaaaaagta | ataaaacgta | tggaaaattt | 180 |
| tgtagatggt | ataaatggat | aattattcaa | gtgataatct | atcactttga | tcttatctct | 240 |
| ttatccaatt | taattacttt | gtctctaagt | gatttgcttc | caaaatctaa | gtgtagtcta | 300 |
| tcctatttct | atcttatcct | atcatataat | cttctatata | tatgtgagtc | cgatggtgta | 360 |
| aagcgtacga | gagagagtaa | tgaagagtga | agtgttatat | tgttctctcg | tccacttcca | 420 |
| ctctctcttt | tatctcttac | ttacttcttc | gtaagatcat | tacatataat | aaataatatt | 480 |
| atztatggtt | gtggttatatt | taataacagt | aaaaagtttt | aaaacgttga | aaaaattagc | 540 |
| cgacatagaa | tacaaaagag | ggttagcatc | gggggagaaa | cgtggaccaa | catgatacac | 600 |
| cctccaaaat | agtccccaag | ttgaaacatt | gacatgtttc | gctttttctt | ttctgtgtat | 660 |
| actttttttt | tctgtgggtc | acattattta | atatttgtat | acaagcagct | attttacatg | 720 |
| gagatttctt | gtcggtatag | cgctctcatt | tctccatcgc | ttccactttt | ttcctatact | 780 |
| aatttgatct | aattaattca | tatgtcaaaa | cattaagaaa | atgaaactcg | taattcatac | 840 |
| ttgaatttaa | tagattaatt | aaaatgctat | ttattggcaa | aataaaactcg | gtttatatct | 900 |
| aaattttaga | atcactaaaa | ctttttgccc | aaaaaaaaat | aaaaataaat | cactaaaaaca | 960 |
| aaaaacaatc | aaaagaaaaac | ccatgttggg | aaatcggata | atgaaaataa | ttagaatccc | 1020 |
| cgtcctttgt | gtattttggc | gtagcatgaa | actatataat | aaacatgcat | tcattcttag | 1080 |
| acttctcgta | gettatcaac | aacaacgcgc | tcgatctctc | tcagcctgtc | tgacaactct | 1140 |
| ttctctagtt | ctagagtttt | caattttattg | ttgagccttt | tattaaaaaa | aaaaaaaaaca | 1200 |
| gaacaaaaga | aatggttcaa | ttgtcaagaa | aagctacatg | caacagccat | ggccaagtct | 1260 |
| cttcgtaatt | cettgggttg | gaagagtacg | agaagaatcc | ttacgacggt | accaagaacc | 1320 |
| ctcaaggcat | tatccagatg | ggtcttgccg | aaaatcaggt | aaacaaatat | tattcaacag | 1380 |
| catgtgatat | atatatactt | atgtatatca | tgacagagag | actaatttaa | agtatgttta | 1440 |
| attttattgg | atttctgtag | ctatgctttg | atctactaga | gtcatggctt | gcacaaaaca | 1500 |
| cagacgcagc | ctgtttcaag | agagatggcc | agtctgtttt | ccgggaactc | gctctctttc | 1560 |
| aagactacca | tggcctctct | tccttcaaaa | atgtaagatt | attaattgta | tttatcaaat | 1620 |
| ttattttagt | gttgctgac | ttgctcgaat | gattttcagg | cctttgctga | tttcatgtca | 1680 |
| gaaaatagag | gaaatcgagt | ttcttttgat | tcaaacaacc | ttgtgctcac | tgctggagcc | 1740 |
| acttccgcaa | acgagactct | aatgttttgt | cttgcagatc | ccggtgacgc | ttctttgctt | 1800 |
| cccacgccat | attatccagg | gttagtccac | tgtttgctta | cacgtaaaat | ttccatcatt | 1860 |
| cctacgaact | tgacttaact | aaaactcatg | tttatttttg | tacttcaggt | ttgataggga | 1920 |
| tctaaaatgg | cgaaccgggg | ttgagattgt | accaatccaa | agctcaagta | ctaaccgggt | 1980 |
| tcgcataacg | aaacttgcac | tcgaagaagc | ctacgagcaa | gccaagaagc | ttgacctaaa | 2040 |
| cgtcaaagga | atactcatca | ccaaccatc | taaccctttg | ggtacgacaa | caaccctaac | 2100 |
| cgaactcaac | attctatttg | atttcatcac | caagaataag | aatatacatt | tagtaagtga | 2160 |
| cgagatata | tccggcacag | tattcaactc | ttcagaattc | atcagcgtca | tggagattct | 2220 |
| aaaaaataat | caactcgaaa | acaccgatgt | tttgaaccga | gtccacattg | ttttagctt | 2280 |
| atctaaagat | ctaggcctcc | ctggttttag | agttggagcc | atctactcca | atgacaaaga | 2340 |
| tgatcatctct | gccgctacaa | aaatgtcaag | tttcggcctt | gtctctctcc | agacacaata | 2400 |
| cctactatcc | tcattattat | ctgacaagaa | gttactaag | aactacctta | gagagaacca | 2460 |
| aaaacggctc | aagaacagac | agagaaagct | cgtgttgggt | ctagaggcca | tcgggatcaa | 2520 |
| atgtctgaag | agtaatgccc | gactcttttg | ttgggtcgac | atgagacctc | tccttagatc | 2580 |
| taaaacgttc | gaagcggaaa | tggatctttg | gaagaagatt | gtttacgaag | tgaagctcaa | 2640 |
| catctctcct | ggttcgctcg | gccattgtga | agaaccgggt | tggtttagag | tttgtttcgc | 2700 |
| gaacatgatt | gatgagacat | taaagcttgc | tttaaagaga | ttgaagatgt | tggttgatga | 2760 |

| | | | | | | |
|------------|-------------|------------|------------|------------|-------------|------|
| tgaaaactca | agtagaagat | gccaaaagag | taaaagcgaa | agactaaacg | gttcgaggaa | 2820 |
| gaagacgatg | tcaaattgtct | ctaactgggt | tttccgacta | tcgtttcacg | accgtgaggc | 2880 |
| tgaggaacga | tagtccgggt | tttgttttga | agttcttttt | ttttgtttcc | cacacattgc | 2940 |
| aagtgattct | gtaatttttt | ttatcacgag | agagagtgtg | aaaaaatgga | aatgcaacgt | 3000 |
| gcttactctg | atcctagatt | ttagaaaacc | gttgaagact | tcttagagca | agtccatcgg | 3060 |
| cagtttttaa | tgggttttcta | atgggtttct | agctaattaa | aagtccaaaa | ttaaataaaa | 3120 |
| acccaactaa | ataattagga | tccatcccaa | tattaggttt | tttggatggg | tttttagacg | 3180 |
| gcgacgtggt | cgactgtgag | tcgtcggaaa | acaaaaaaaa | tcacaacact | catgttttcc | 3240 |
| tttttctct | cgttttttcac | ttttttggtt | tgcccgacgg | ccggcgattc | gaatcgattt | 3300 |
| gatctccggt | gtatcgaaca | tgaaatcggg | agagaagagc | caaatcatcg | acgacttggg | 3360 |
| tcaccaattc | cattcttcga | accatactca | tataagagtt | tcttggtctc | tctctaaaaac | 3420 |
| tcttctaatt | ttctgata | | | | | 3438 |

<210> 13
 <211> 68
 <212> DNA
 <213> Artificial Sequence

<220>
 <223> Beneficial Oligonucleotide-Contains both DNA and RNA

| | | |
|-------------|------------|---|
| <400> 13 | | |
| cagggtcaagt | gcaacgtagg | atgattttta ucaaccuacg ttgcacuuga ccuggcgcgt |
| tttcgcgc | | 60 |
| | | 68 |

<210> 14
 <211> 68
 <212> DNA
 <213> Artificial Sequence

<220>
 <223> Beneficial Oligonucleotide-Contains Both DNA and RNA

| | | |
|-------------|------------|---|
| <400> 14 | | |
| cagggtcaagt | gctacgtagg | atgattttta ucaaccuacg tagcacuuga ccuggcgcgt |
| tttcgcgc | | 60 |
| | | 68 |

<210> 15
 <211> 24
 <212> DNA
 <213> Jelly Fish

| | | |
|------------|------------|------|
| <400> 15 | | |
| atggtgagca | agggcgagga | gctg |
| | | 24 |

<210> 16
 <211> 24
 <212> DNA
 <213> Artificial Sequence

<220>
 <223> Mutation

<400> 16
 atggtgagca agggctagga gctg 24

<210> 17
 <211> 24
 <212> DNA
 <213> Artificial Sequence

<220>
 <223> Mutation

<400> 17
 atggtgagca agggcaggag ctgt 24

<210> 18
 <211> 68
 <212> DNA
 <213> Artificial Sequence

<220>
 <223> Beneficial Oligonucleotide-Contains Both DNA and RNA

<400> 18
 gtgagcaagg gcgaggagct gttcattttu gaacagcucc tcgcccugc ucacgcgcgt 60
 tttcgcgc 68

<210> 19
 <211> 68
 <212> DNA
 <213> Artificial Sequence

<220>
 <223> Beneficial Oligonucleotide-Contains Both DNA and RNA

<400> 19
 tgagcaaggg ctcgagctg ttcacttttg ugaacagcuc cgagcccuug cucagcgcgt 60
 tttcgcgc 68

THE CLAIMS DEFINING THE INVENTION ARE AS FOLLOWS:

1. A method of making a localized mutation causing a desired trait in a
5 target gene in a plant cell comprising:

(a) adhering to a particle a recombinagenic oligonucleobase, which
recombinagenic oligonucleobase contains (i) a first homologous region having a
sequence identical to the sequence of at least 6 base pairs of a first fragment of the
target gene, (ii) a second homologous region having a sequence identical to the
10 sequence of at least 6 base pairs of a second fragment of the target gene, and (iii) an
intervening region having at least 1 nucleobase heterologous to the target gene,
which intervening region connects the first homologous region and the second
homologous region; and


(b) introducing the particle adhered to the recombinagenic
15 oligonucleobase into a plant cell such that the localized mutation is effected in the
plant cell.

2. The method of claim 1, wherein the recombinagenic oligonucleobase is a
MDON and each of the homologous regions contains an RNA segment of at least 6
20 RNA-type nucleotides.

3. The method of claim 1 or 2, wherein the intervening region is at least 3
nucleotides in length.

4. The method according to any one of claims 1 to 3, which further comprises (c)
25 culturing the plant cell containing the localized mutation to generate a plant
containing the localized mutation.

5. The method of claim 2, wherein the first RNA segment contains at least 8
30 contiguous 2'-Substituted Ribonucleotides.



6. The method of claim 5 wherein the second RNA segment contains at least 8 contiguous 2'-Substituted Ribonucleotides.

7. The method according to any one of claims 1 to 6, wherein the sequence of the mutated target gene is homologous with the sequence of the MDON.

8. The method according to any one of claims 1 to 7, wherein the adhering step is performed in a solution comprising 1.1-1.4 M NaCl and 18-22 μ M spermidine and at least 14 μ g/ml MDON.

10

9. The method according to any one of claims 1 to 8, wherein the target gene is a first ALS gene, a second ALS gene, a psbA gene, a threonine dehydratase gene, a dehydrodipicolinate synthase gene, or an S14/rp59 gene.

15 10. The method according to any one of claims 1 to 9, wherein the plant cell is a maize, wheat, rice or lettuce cell.

11. The method according to any one of claims 1 to 9, wherein the plant cell is a potato, tomato, canola, soybean or cotton cell.

20

12. The method according to any one of claims 1 to 7, wherein the target gene selected from the group consisting of the genes encoding acid invertase, UDP-glucose pyrophosphorylase, polyphenol oxidase, O-methyl transferase, cinnamyl alcohol dehydrogenase, *etr-1* or a homolog thereof, ACC synthase and ACC oxidase.

25

13. The method of claim 12, where the plant cell is from a maize, wheat, rice or lettuce plant.

14. The method of claim 12, where the plant cell is from a potato, tomato, canola, soybean or cotton plant.

30



15. The method according to any one of claims 4 to 14, which further comprises (d) obtaining a seed from the plant or from progeny of the plant.

5 16. A method of making a localized mutation in a target gene causing a desired trait in a plant cell having a cell wall comprising:

- (a) perforating the cell walls of a population of plant cells; and
- (b) introducing a recombinagenic oligonucleobase into a plant cell of step (a), which recombinagenic oligonucleobase contains (i) a first homologous region having a sequence identical to the sequence of at least 6 base pairs of a first fragment of the target gene, (ii) a second homologous region having a sequence identical to the sequence of at least 6 base pairs of a second fragment of the target gene, and (iii) an intervening region having at least 1 nucleobase heterologous to the target gene, which intervening region connects the first homologous region and the second homologous region, such that the localized mutation is effected in the plant cell.

17. The method of claim 16, wherein the recombinagenic oligonucleobase is a MDON and each of the homologous regions contains an RNA segment of at least 6 RNA-Type nucleotides.

18. The method of claim 16 or 17, which further comprises (c) culturing the plant cell containing the localized mutation to generate a plant containing the localized mutation.

19. The method of claim 17 or 18, wherein the sequence of the target gene between the first and the second fragments differs from the sequence of the intervening region of the MDON at a mismatched nucleotide and the mutation of the target gene is located adjacent to the mismatched nucleotide.

20. The method according to any one of claims 17 to 19, wherein the intervening region is a mutator segment, in which the sequence of the target gene between the first and the second fragments differs from the sequence of the mutator segment of the MDON at a mismatched nucleotide and the mutation of the target gene is located at the mismatched nucleotide.



21. The method according to any one of claims 17 to 20, wherein the target gene is a first ALS gene, a second ALS gene, a psbA gene, a threonine dehydratase gene, a dehydrodipicolinate synthase gene, or an S14/rp59 gene.

5 22. The method according to any one of claims 16 to 21, wherein the plant cell is a maize, wheat, rice or lettuce cell.

23. The method according to any one of claims 16 to 22, wherein the plant cell is a potato, tomato, canola, soybean or cotton cell.

10

24. The method according to any one of claims 16 to 23, wherein the target gene is selected from the group consisting of the genes encoding acid invertase, UDP-glucose pyrophosphorylase, polyphenol oxidase, O-methyl transferase, cinnamyl alcohol dehydrogenase, *etr-1* or a homolog thereof, ACC synthase and ACC oxidase.

15

25. The method of claims 24, where the target gene is a gene from a maize, wheat, rice or lettuce plant.

20

26. The method of claim 24, where the target gene is a gene from a potato, tomato, canola, soybean or cotton plant.

27. The method according to any one of claims 16 to 26, which further comprises making seeds from the plant or from progeny of the plant.

25

28. A method of making a localized mutation in a target gene encoded on a plastid in a plant cell causing a desired trait comprising introducing into a plant cell a recombinagenic oligonucleobase containing (i) a first homologous region having a sequence identical to the sequence of at least 6 base pairs of a first fragment of the target gene, (ii) a second homologous region having a sequence identical to the sequence of at least 6 base pairs of a second fragment of the target gene, and (iii) an intervening region having at least 1 nucleobase heterologous to the target gene, which intervening region connects the first homologous region and the second homologous region, such that the localized mutation is effected in the target gene encoded on the plastid in the plant cell.

30



29. The method of claim 28, wherein the recombinagenic oligonucleobase is a MDON and each of the homologous regions contains an RNA segment of at least 6 RNA-Type nucleotides.

5 30. The method according to claim 28 or 29, which further comprises culturing the plant cell containing the localized mutation to generate a plant containing the localized mutation.

10 31. A method of making a localized, non-selectable mutation in a plant cell comprising:



(A) introducing into a population of plant cells a mixture of a first recombinagenic oligonucleobase and a second recombinagenic oligonucleobase wherein:

15 (i) the first recombinagenic oligonucleobase contains (a) a first homologous region having a sequence identical to the sequence of at least 6 base pairs of a first fragment of a first target gene, (b) a second homologous region having a sequence identical to the sequence of at least 6 base pairs of a second fragment of the first target gene, and (c) an intervening region having at least 1 nucleobase heterologous to the target gene, which intervening region connects the first homologous region and the second homologous region, and

20 (ii) the second recombinagenic oligonucleobase contains (a) a first homologous region having a sequence identical to the sequence of at least 6 base pairs of a first fragment of a second target gene, (b) a second homologous region having a sequence identical to the sequence of at least 6 base pairs of a second fragment of the second target gene, and (c) an intervening region having at least 1 nucleobase heterologous to the target gene, which intervening region connects the first homologous region and the second homologous region;

25 (B) selecting a plant cell from the population having the selectable mutation in the first target gene from the population; and

30 (C) identifying a selected cell of step (B) having the non-selectable mutation in the second target gene.



32. The method of claim 31, wherein the first and second recombinagenic oligonucleobase are MDON and each of the homologous regions contains an RNA segment of at least 6 RNA-Type nucleotides.

5 33. The method of claim 32, wherein the first target gene is a first ALS gene, a second ALS gene, a psbA gene, a threonine dehydratase gene, a dihydrodipicolinate synthase gene, or an S14/rp59 gene.

34. The method according to any one of claims 28 to 33, wherein the plant cell is a
10 maize, wheat, rice or lettuce cell.




35. The method according to any one of claims 28 to 33, wherein the plant cell is a potato, tomato, canola, soybean or cotton cell.

15 36. The method according to any one of claims 28 to 35, wherein the second target gene is selected from the group consisting of the genes encoding acid invertase, UDP-glucose pyrophosphorylase, polyphenol oxidase, O-methyl transferase, cinnamyl alcohol dehydrogenase, *etr-1* or a homolog thereof, ACC synthase and ACC oxidase.

20 37. The method according to any one of claims 31 to 36, which further comprises (D) culturing the identified cell to generate a plant with the localized non-selectable mutation.

25 38. The method of claim 37, which further comprises (E) obtaining a seed from the plant or from progeny of the plant.

30 39. The method according to any one of claims 31 to 38, wherein the second recombinagenic oligonucleobase is a heteroduplex recombinagenic oligonucleobase and each of the homologous regions of the second recombinagenic oligonucleobase contains an RNA segment of at least 6 RNA-Type nucleotides.



40. A method of making a localized mutation causing a desired trait in a target gene in a plant cell comprising:




- (a) digesting a plant with cellulase such that a plant cell protoplast is formed;
- (b) suspending the protoplast of step (a) in a solution to form a suspension comprising a recombinagenic oligonucleobase, which recombinagenic oligonucleobase contains (i) a first homologous region having a sequence identical to the sequence of at least 6 base pairs of a first fragment of the target gene, (ii) a second homologous region having a sequence identical to the sequence of at least 6 base pairs of a second fragment of the target gene, and (iii) an intervening region having at least 1 nucleobase heterologous to the target gene, which intervening region connects the first homologous region and the second homologous region;
- (c) electroporating the suspension of step (b) such that the recombinagenic oligonucleobase enters a protoplast in the suspension; and
- (d) identifying a protoplast or a progeny cell of the protoplast containing the localized mutation in the target gene.

41. The method of claim 40, which further comprises (e) culturing the identified protoplast or progeny cell to generate a plant containing the localized mutation.

42. The method of claim 40 or 41, wherein the recombinagenic oligonucleobase is a MDON and each of the homologous regions contains an RNA segment of at least 6 RNA-Type nucleotides.

43. The method according to any one of claims 40 to 42, wherein the recombinagenic oligonucleobase is an heteroduplex recombinagenic oligonucleobase.

44. A mutant, non-transgenic plant or seed comprising a point mutation in a gene in its wild type genetic position, which gene is selected from the group consisting of the genes encoding acid invertase, UDP-glucose pyrophosphorylase, polyphenol oxidase, O-methyl transferase, cinnamyl alcohol dehydrogenase, *etr-1* or a homolog of *etr-1*, ACC synthase and ACC oxidase and the sequence of the genomic DNA within 23 KB of the point mutation is the wild type DNA sequence, and the point mutation forms a stop codon or is a frameshift mutation, wherein the point mutation is not naturally occurring.



45. The plant or seed of claim 44, in which the point mutation forms a stop codon.

46. The plant or seed of claim 44 or 45, in which the sequence of the genomic DNA within 40 KB of the point mutation is the wild type DNA sequence.

5

47. The plant or seed of claim 44 or 45, in which the sequence of the genomic DNA within 100 KB of the point mutation is the wild type DNA sequence.

48. The plant or seed according to any one of claims 44 to 47, in which the point mutation is a single base pair mutation.

10

49. The plant or seed according to any one of claims 44 to 48, which is a maize, wheat, rice or lettuce plant or seed.

50. The plant or seed according to any one of claims 44 to 48, which is a potato, tomato, canola, soybean or cotton plant or seed.

15

51. The plant or seed according to any one of claims 44 to 50, further comprising a selectable point mutation in a second gene and the sequence of the genomic DNA within 23 KB of the selectable point mutation is the wild type DNA sequence.

20

52. The plant or seed of claim 51, in which the sequence of the genomic DNA within 40 KB of the selectable point mutation is the wild type DNA sequence.



53. The plant or seed of claim 51, in which the sequence of the genomic DNA within 100 KB of the selectable point mutation is the wild type DNA sequence.

25

54. The plant or seed according to any one of claims 44 to 47, in which the mutation is a frameshift mutation.

30

55. The plant or seed of claim 54, in which the sequence of the genomic DNA within 40 KB of the point mutation is the wild type DNA sequence.



56. The plant or seed of claim 54, in which the sequence of the genomic DNA within 100 KB of the point mutation is the wild type DNA sequence.

57. The plant or seed of claim 54, in which the point mutation is a single base pair
5 mutation.

58. The plant or seed according to any one of claims 54 to 57, which is a maize, wheat, rice or lettuce plant or seed.

10 59. The plant or seed according to any one of claims 54 to 57, which is a potato, tomato, canola, soybean or cotton plant or seed.

60. The plant or seed of claim 54, further comprising a selectable point mutation in a second gene and the sequence of the genomic DNA within 23 KB of the selectable
15 point mutation is the wild type DNA sequence.

61. The plant or seed of claim 60, in which the sequence of the genomic DNA within 40 KB of the selectable point mutation is the wild type DNA sequence.

20 62. The plant or seed of claim 60, in which the sequence of the genomic DNA within 100 KB of the selectable point mutation is the wild type DNA sequence.

63. A method of making a localized mutation causing a desired trait in a target gene in a plant cell comprising introducing into a plant cell a particle adhered to a
25 recombinagenic oligonucleobase, which recombinagenic oligonucleobase contains (i) a first homologous region having a sequence identical to the sequence of at least 6 base pairs of a first fragment of the target gene, (ii) a second homologous region having a sequence identical to the sequence of at least 6 base pairs of a second fragment of the target gene, and (iii) an intervening region having at least 1
30 nucleobase heterologous to the target gene, which intervening region connects the first homologous region and the second homologous region, such that the localized mutation is effected in the plant cell.





64. The method according to any one of claims 1 to 43 or 63, wherein the particle is a metallic microcarrier or microsphere.

65. The method according to any one of claims 1 to 43 or 63, wherein the particle
5 is a microfiber.

66. A method of making a localized mutation in a target gene causing a desired trait in a plant cell having a cell wall comprising introducing a recombinogenic oligonucleobase into a plant cell with a perforated cell wall, which recombinogenic
10 oligonucleobase contains (i) a first homologous region having a sequence identical to the sequence of at least 6 base pairs of a first fragment of the target gene; (ii) a second homologous region having a sequence identical to the sequence of at least 6 base pairs of a second fragment of the target gene, and (iii) an intervening region having at least 1 nucleobase heterologous to the target gene, which intervening
15 region connects the first homologous region and the second homologous region, such that the localized mutation is effected in the plant cell.

67. A method of making a localized mutation in a target gene encoded on a plastid in a plant cell causing a desired trait comprising introducing into a plant cell a recombinogenic oligonucleobase containing (i) a first homologous region having a
20 sequence identical to the sequence of at least 6 base pairs of a first fragment of the target gene, (ii) a second homologous region having a sequence identical to the sequence of at least 6 base pairs of a second fragment of the target gene, and (iii) an intervening region having at least 1 nucleobase heterologous to the target gene,
25 which intervening region connects the first homologous region and the second homologous region, such that the localized mutation is effected in the target gene encoded on the plastid in the plant cell.

68. The method according to any one of claims 63 to 77, further comprising
30 culturing the plant cell to generate a plant containing the localized mutation.



69. A method of making a localized mutation causing a desired trait in a target gene in a plant cell comprising electroporating a suspension comprising a plant cell protoplast and a recombinagenic oligonucleobase, which recombinagenic oligonucleobase contains (i) a first homologous region having a sequence identical to the sequence of at least 6 base pairs of a first fragment of the target gene, (ii) a second homologous region having a sequence identical to the sequence of at least 6 base pairs of a second fragment of the target gene, and (iii) an intervening region having at least 1 nucleobase heterologous to the target gene, which intervening region connects the first homologous region and the second homologous region, such that the localized mutation is effected in the protoplast.

70. The method of claim 69 further comprising culturing the protoplast with the localized mutation or progeny cell thereof to generate a plant containing the localized mutation.

71. An isolated plant cell produced by the method according to any one of claims 1, 16, 28, 31, 40, 63, 67 and 69.

72. An isolated plant produced by the method of any one of claims 4, 18, 30, 37 and 41.

73. An isolated seed produced by the method of claims 15 to 38.

74. A method according to claim 1, substantially as hereinbefore described with reference to any one of the Examples.

DATED: 31 January 2002
PHILLIPS ORMONDE & FITZPATRICK
Attorneys for:
KIMERAGEN, INC.

