



US00D469272S

(12) **United States Design Patent** (10) **Patent No.:** **US D469,272 S**
Werner (45) **Date of Patent:** **** Jan. 28, 2003**

(54) **DISPLAY UNIT**
(75) Inventor: **Keith Werner**, Hartford, CT (US)
(73) Assignee: **Kolo, LLC**, Hartford, CT (US)
(**) Term: **14 Years**

Primary Examiner—Cathron C. Brooks
(74) *Attorney, Agent, or Firm*—Howard C. Miskin, Esq.;
Gloria Tsui-Yip, Esq.

(21) Appl. No.: **29/163,404**
(22) Filed: **Jul. 3, 2002**

(57) **CLAIM**
The ornamental design for a display unit, as shown and described.

(51) **LOC (7) Cl.** **06-04**
(52) **U.S. Cl.** **D6/437**
(58) **Field of Search** D6/436, 437, 438,
D6/477-479, 465; 211/13.1, 85.3, 85.4;
108/59, 93; 312/114, 278, 279

DESCRIPTION

FIG. 1 is a perspective view of my new design;
FIG. 2 is a front elevational view;
FIG. 3 is a rear elevational view;
FIG. 4 is a top plan view;
FIG. 5 is a bottom plan view;
FIG. 6 is a right side view, the left side view being a mirror image thereof;
FIG. 7 is a perspective view of a second embodiment of my new design; and,
FIG. 8 is a perspective view of a third embodiment of my new design.
The broken line showing of text or graphic in FIGS. 1, 2, 3 and 8 is for illustrative purposes only and forms no part of the claimed design.

(56) **References Cited**
U.S. PATENT DOCUMENTS
D239,993 S * 5/1976 Leath D6/463
D243,891 S * 4/1977 Snyder D6/462 X
D288,640 S * 3/1987 Campbell D6/465
D306,805 S * 3/1990 Larson et al. D6/462
D349,202 S * 8/1994 Eliadis et al. D6/467
D364,258 S * 11/1995 Whittington D6/465 X
D435,743 S * 1/2001 Glauth et al. D6/465
6,193,085 B1 * 2/2001 Nook et al. 211/187

* cited by examiner

1 Claim, 7 Drawing Sheets





FIG. 1

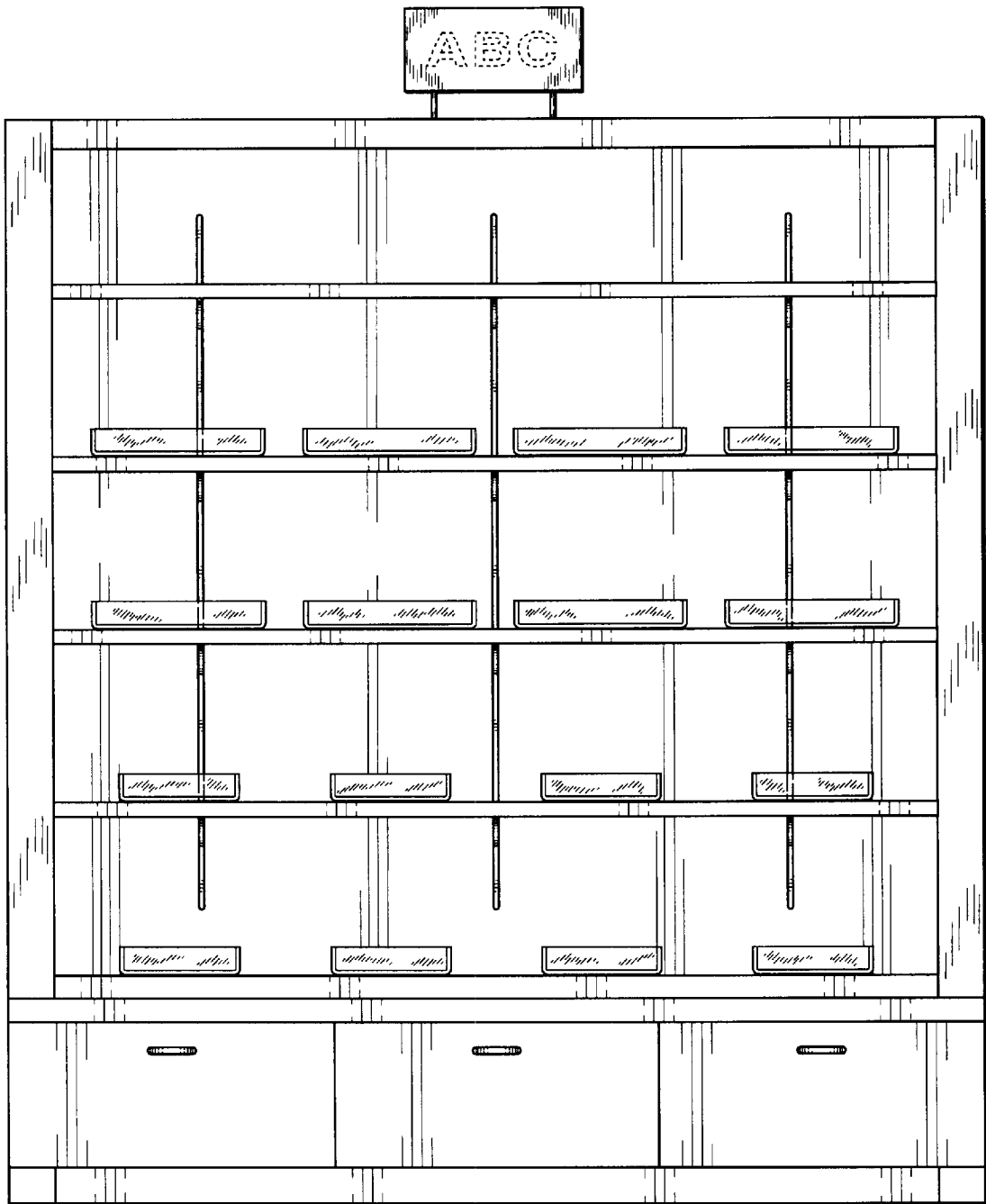


FIG. 2




FIG. 3

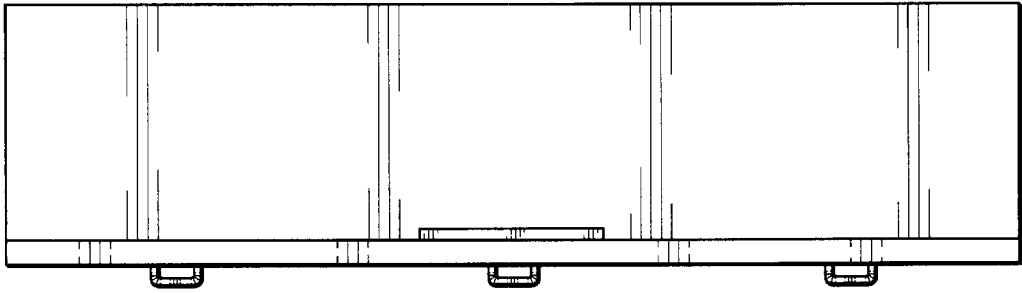


FIG. 4

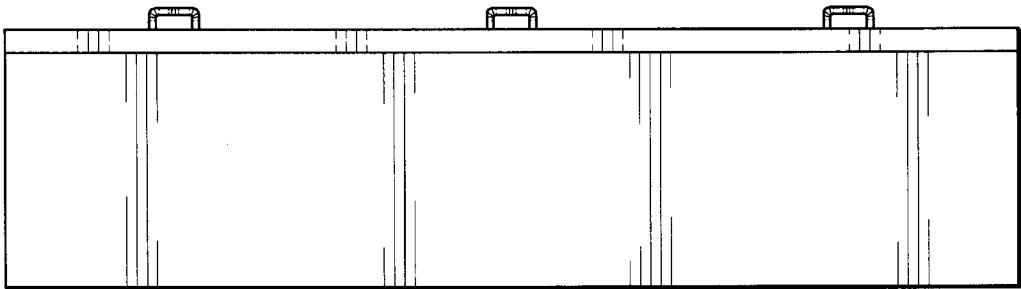


FIG. 5

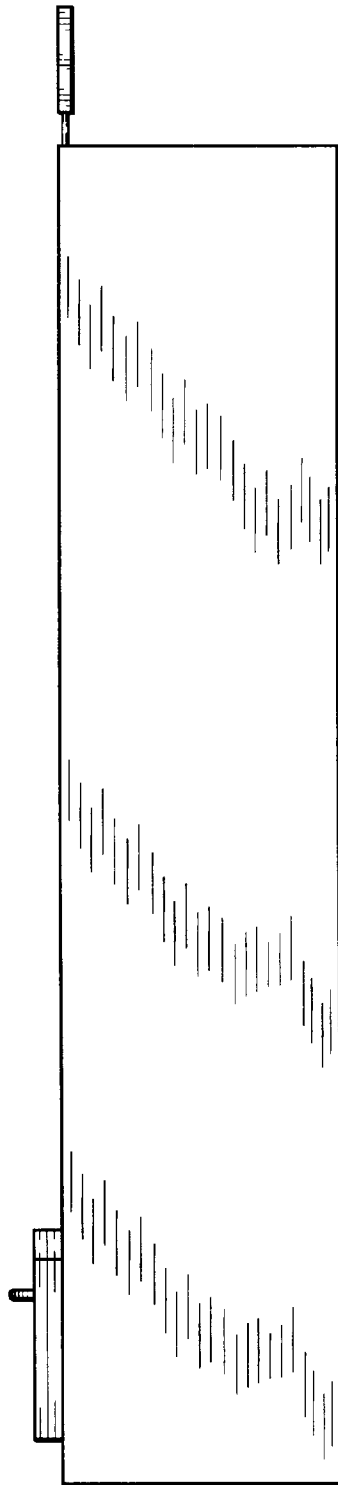


FIG. 6




FIG. 7




FIG. 8