



US00D755762S

(12) **United States Design Patent**
Moon

(10) **Patent No.:** **US D755,762 S**

(45) **Date of Patent:** **** May 10, 2016**

(54) **COVER FOR DATA RELAY DEVICE**

(56) **References Cited**

(71) Applicant: **SAMSUNG ELECTRONICS CO., LTD.**, Suwon-si (KR)

U.S. PATENT DOCUMENTS

(72) Inventor: **Jihyun Moon**, Gwangmyeong-si (KR)

D369,149	S	*	4/1996	Chang et al.	D14/357
5,521,793	A	*	5/1996	Dalgleish et al.	361/752
D392,644	S	*	3/1998	McGugan	D14/240
D429,238	S	*	8/2000	Kolinen	D14/240
D438,532	S	*	3/2001	Gargani et al.	D14/240
D438,533	S	*	3/2001	Arpe	D14/240
D455,420	S	*	4/2002	Arpe	D14/240
D485,551	S	*	1/2004	Mikkola et al.	D14/240
D491,941	S	*	6/2004	Chen	D14/370
D528,537	S	*	9/2006	Wang	D14/230
D535,646	S	*	1/2007	Allen et al.	D14/230
D574,360	S	*	8/2008	Matsuoka	D14/168
D695,281	S	*	12/2013	Petersen et al.	D14/240

(73) Assignee: **SAMSUNG ELECTRONICS CO., LTD.** (KR)

(**) Term: **14 Years**

(21) Appl. No.: **29/501,502**

(22) Filed: **Sep. 4, 2014**

(30) **Foreign Application Priority Data**

Jul. 16, 2014 (KR) 30-2014-0034860

(51) **LOC (10) Cl.** **14-03**

(52) **U.S. Cl.**
USPC **D14/242**

(58) **Field of Classification Search**
USPC D14/240, 242, 357, 358, 125,
D14/140-140.9, 155, 137, 139, 243, 239,
D14/433
CPC H04L 12/00; H03K 17/00; H04W 88/00;
H04W 88/005; H04W 88/02; H04W 88/08;
H04W 88/085; H04W 88/10; H04W 88/12;
H04W 88/14; H04B 1/38

See application file for complete search history.

* cited by examiner

Primary Examiner — Bridget L Eland
(74) *Attorney, Agent, or Firm* — Cantor Colburn LLP

(57) **CLAIM**
The ornamental design for a cover for data relay device, as shown and described.

DESCRIPTION

FIG. 1 is a perspective view of a cover for data relay device, showing my new design;
FIG. 2 is a front view thereof;
FIG. 3 is a rear view thereof;
FIG. 4 is a side view thereof;
FIG. 5 is another side view thereof;
FIG. 6 is a top view thereof; and,
FIG. 7 is a bottom view thereof.
The broken lines in the figures show portions of the cover for data relay device which form no part of the claimed design.

1 Claim, 7 Drawing Sheets

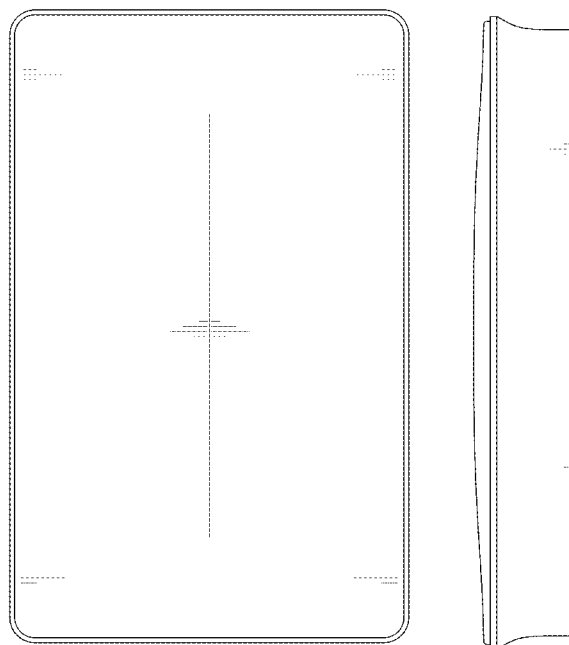


FIG. 1

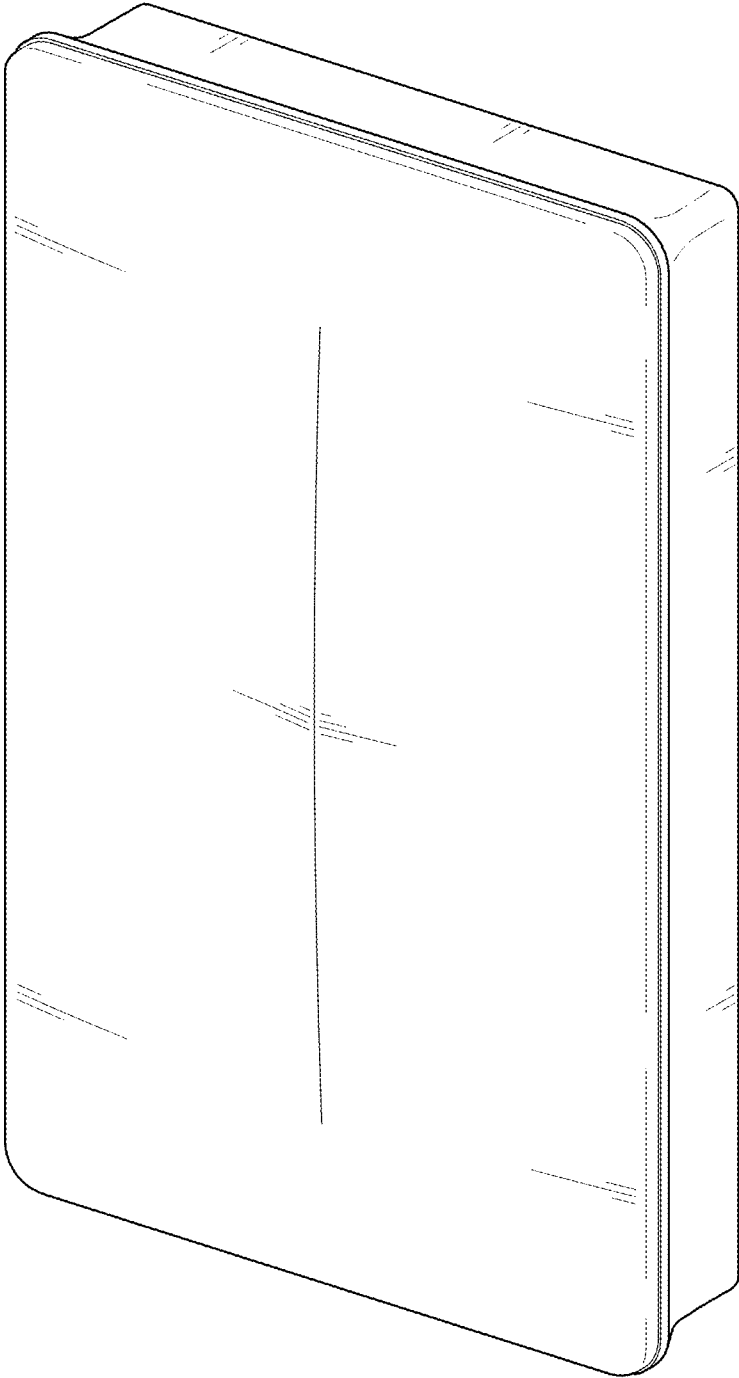


FIG. 2




FIG. 3




FIG. 4

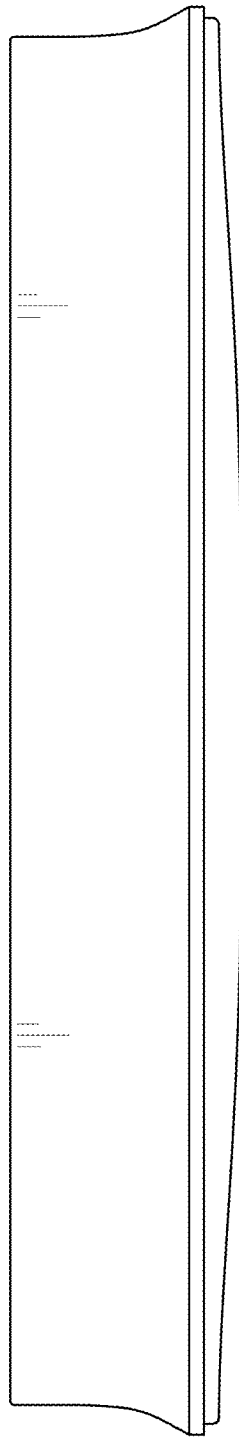


FIG. 5

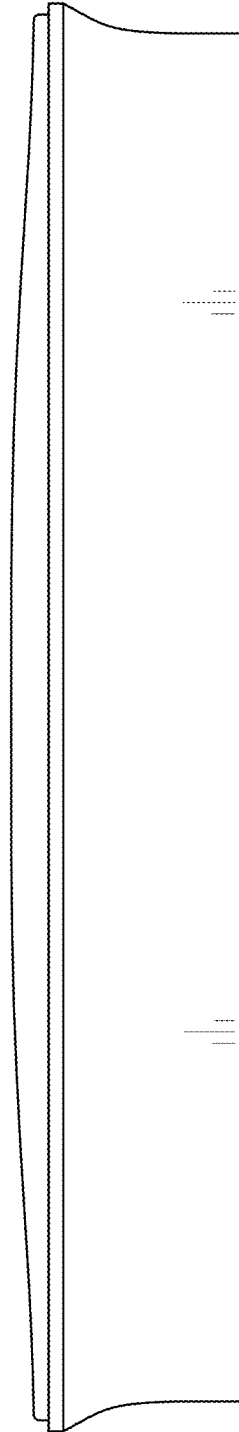


FIG. 6

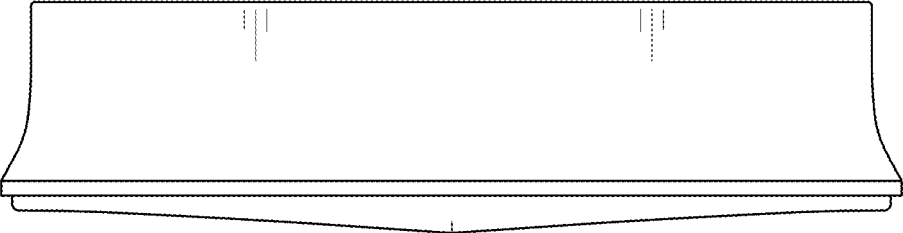


FIG. 7

