



US00D963308S

(12) **United States Design Patent**
Suh

(10) **Patent No.:** **US D963,308 S**

(45) **Date of Patent:** **** Sep. 13, 2022**

(54) **SHOE UPPER PORTION AND MID-PORITION**

(71) Applicant: **Brooks Sports, Inc.**, Seattle, WA (US)

(72) Inventor: **Brian Hyungsuk Suh**, Seattle, WA (US)

(73) Assignee: **Brooks Sports, Inc.**, Seattle, WA (US)

(**) Term: **15 Years**

(21) Appl. No.: **29/729,443**

(22) Filed: **Mar. 26, 2020**

(51) **LOC (13) Cl.** **02-04**

(52) **U.S. Cl.**
USPC **D2/969**

(58) **Field of Classification Search**
USPC D2/902-908, 909, 947, 969, 970, 972, D2/973

CPC A43B 13/00; A43B 13/04; A43B 13/14; A43B 3/00; A43B 3/04; A43B 3/08; A43B 5/00; A43B 5/08; A43B 5/10; A43B 23/00; A43B 23/0245; A43B 23/025; A43B 23/04; A43B 23/042; A43B 1/00; A43B 1/009; A43B 1/02; A43B 1/04; A43B 1/10; A43B 1/12; A43B 1/14

See application file for complete search history.

(56) **References Cited**

U.S. PATENT DOCUMENTS

5,704,137	A	*	1/1998	Dean	A43B 13/206
						36/28
D794,919	S	*	8/2017	Mason	D2/902
D801,664	S	*	11/2017	Small	D2/969
D834,294	S	*	11/2018	Small	D2/969
D849,371	S	*	5/2019	Ortega	D2/902
D849,372	S	*	5/2019	Ortega	D2/902
D867,729	S	*	11/2019	Dean	D2/902
D882,232	S	*	4/2020	Odinot	D2/969
D882,909	S	*	5/2020	Small	D2/902
D903,248	S	*	12/2020	Verfl	D2/954

D913,648	S	*	3/2021	Dean	D2/907
D913,649	S	*	3/2021	Suh	D2/908
D913,650	S	*	3/2021	Ortega	D2/908
D913,670	S	*	3/2021	Dean	D2/969
D913,671	S	*	3/2021	Suh	D2/969
D913,674	S	*	3/2021	Suh	D2/969
D913,675	S	*	3/2021	Ortega	D2/969

(Continued)

OTHER PUBLICATIONS

Brooks Glycerin 19 & Glycerin 19 GTS Review, , announced Jan. 11, 2021 [online], [site visited Feb. 8, 2022]. Available from internet, URL: <https://runningnw.com/2021/01/11/brooks-glycerin-19-glycerin-19-gts-review/> (Year: 2021).*

Primary Examiner — Elizabeth J Oswecki
Assistant Examiner — Yelizaveta Y Masalimova
(74) *Attorney, Agent, or Firm* — Cozen O'Connor


(57) **CLAIM**

The ornamental design for a shoe upper portion and mid-portion, as shown and described.

DESCRIPTION

FIG. 1 is a perspective view of a shoe upper portion and mid-portion showing my new design;
FIG. 2 is a front view of the shoe upper portion and mid-portion illustrated in FIG. 1;
FIG. 3 is a rear view of the shoe upper portion and mid-portion illustrated in FIG. 1;
FIG. 4 is a side view of the shoe upper portion and mid-portion illustrated in FIG. 1;
FIG. 5 is another side view of the shoe upper portion and mid-portion illustrated in FIG. 1; and,
FIG. 6 is a top view of the shoe upper portion and mid-portion illustrated in FIG. 1.
The broken lines in the Figures are for environmental purposes only, and form no part of the embodiment of the claimed design in which they are shown.

1 Claim, 6 Drawing Sheets



(56)

References Cited

U.S. PATENT DOCUMENTS

D929,707 S * 9/2021 Suh D2/951
D932,144 S * 10/2021 Fu D2/908
2017/0119091 A1 * 5/2017 Bischoff A43B 13/188
2020/0170349 A1 * 6/2020 Verfl A43B 23/042
2020/0187595 A1 * 6/2020 Siegismund A43C 5/00
2020/0337417 A1 * 10/2020 Blanchard A43D 25/047

* cited by examiner




FIG. 1

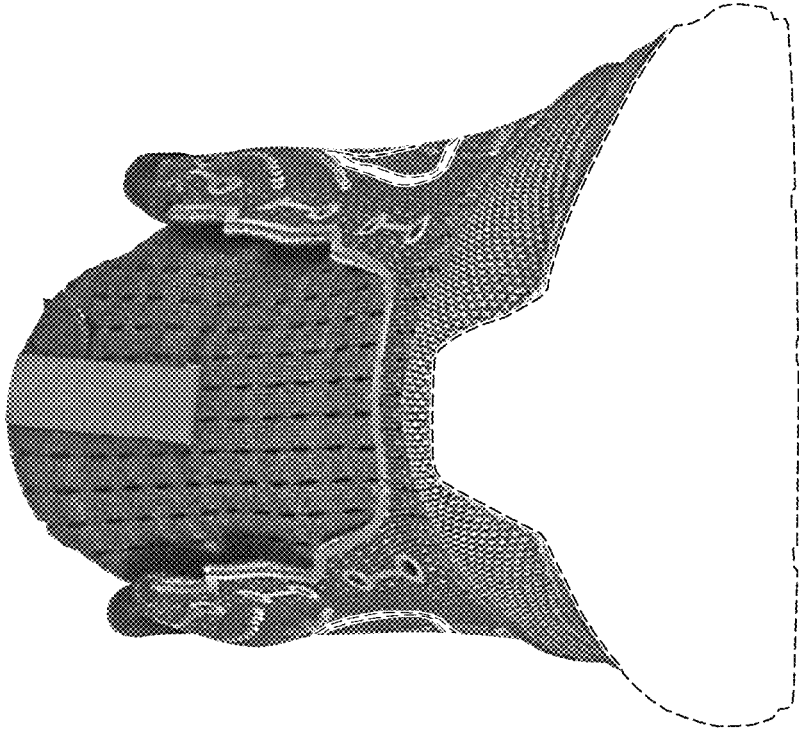


FIG.2



FIG. 3




FIG. 4




FIG. 5




FIG. 6