



US00D328244S

# United States Patent [19]

[11] Patent Number: Des. 328,244

Hamilton et al.

[45] Date of Patent: \*\* Jul. 28, 1992

[54] COMBINED DISPENSING CONTAINER AND CAP THEREFOR

2,906,265	9/1959	Samuels	.....	D24/110 X
2,990,563	7/1961	Davidson	.....	D24/119 X
4,830,224	5/1989	Brisson	.....	222/402.11 X

[75] Inventors: Michael Hamilton, Sherman Oaks, Calif.; Nick Petschek, New York, N.Y.

Primary Examiner—Bernard Ansher  
Assistant Examiner—C. Tuttle  
Attorney, Agent, or Firm—Akoo-Toren

[73] Assignee: ReSeal International Limited Partnership, New York, N.Y.

### [57] CLAIM

[\*\*] Term: 14 Years

The ornamental design for a combined dispensing container and cap therefor, as shown and described.

[21] Appl. No.: 517,592

### DESCRIPTION

[22] Filed: May 1, 1990

[52] U.S. Cl. .... D9/338; D9/503; D24/110; D24/115

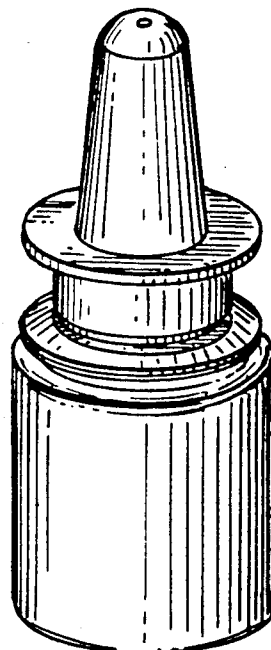

[58] Field of Search ..... D9/301, 337, 338, 379, D9/355, 377, 399, 447-449; D24/110, 115, 119; 239/327; 222/206-215; 206/229; 215/1 R, 1 C

FIG. 1 is a perspective view of a combined dispensing container and cap therefor showing our new design; FIG. 2 is a perspective view of the nozzle portion of the dispenser, shown separately for clarity of illustration; FIG. 3 is a perspective view of the dispensing container shown with the cap removed for clarity of illustration; FIG. 4 is a top plan view of FIG. 3 shown on an enlarged scale; FIG. 5 is a side elevational view thereof, the side opposite being identical to the side shown; FIG. 6 is a bottom plan view thereof; FIG. 7 is a top plan view of the cap element, shown separately for clarity of illustration; and, FIG. 8 is a bottom plan view of FIG. 7.

### [56] References Cited

#### U.S. PATENT DOCUMENTS

D. 184,636	3/1959	Pickerell et al.	.....	D9/301 X
D. 198,964	8/1964	Dash et al.	.....	D24/115
D. 251,203	2/1979	Williamson	.....	D9/352 X
D. 264,940	6/1982	Stock	.....	D9/355 X
2,796,295	6/1957	McKinnon	.....	239/356






FIG. 1

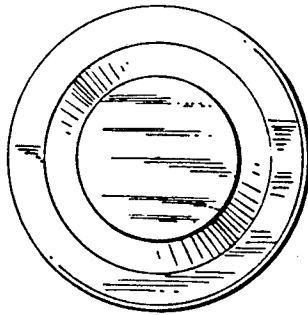


FIG. 2a




FIG. 2

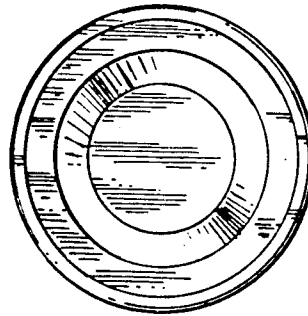


FIG. 2b

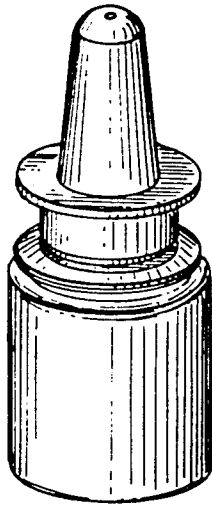


FIG. 3

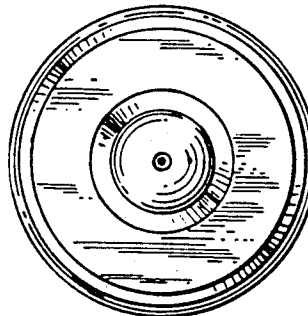


FIG. 4

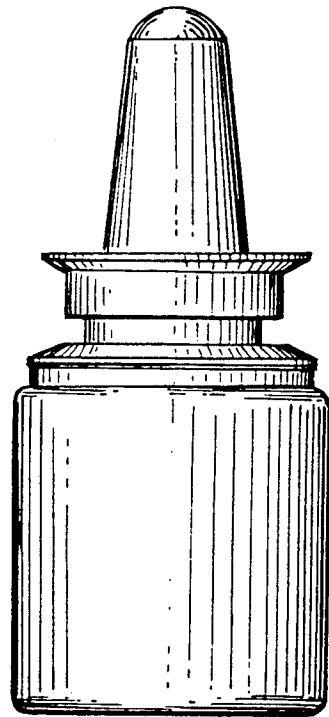


FIG. 5

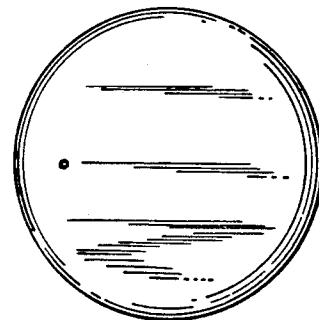


FIG. 6