

[54] BEVERAGE CUP

[75] Inventor: Robert C. Dart, Okemos, Mich.

[73] Assignee: Dart Container Corporation, Mason, Mich.

[**] Term: 14 Years

[21] Appl. No.: 700,528

[22] Filed: Feb. 11, 1985

[52] U.S. Cl. D7/6; D7/14; D9/428

[58] Field of Search D9/428, 349, 429; D11/152; D7/6-8, 14, 15

[56] References Cited

U.S. PATENT DOCUMENTS

D. 42,356	3/1912	Ebeling	D7/6
D. 61,448	9/1922	Raymond	D11/152
D. 219,432	12/1970	Edwards	D9/429
D. 265,372	7/1982	Groenewold et al.	D9/349 X
D. 273,651	5/1984	Emrick	D7/6
4,420,081	12/1983	Dart	D7/6 X

OTHER PUBLICATIONS

Monongah Glass Co. Catalog #6, Apr. 1, 1920, p. 205, Sand Blastings, Center Tumbler #0251, Sand Blast No. 30.

Pattern Glass Primer, ©1979 by Mollie H. McCain, NK 5203 M32 p. 493, "Squares and Rectangles", bottom left-Double Greek Key, 1880's Pitcher, Burlington Glass Works.

Primary Examiner—Winifred E. Herrmann
Attorney, Agent, or Firm—Miller, Morriss & Pappas

[57] CLAIM

The ornamental design for a beverage cup, as shown and described.

DESCRIPTION

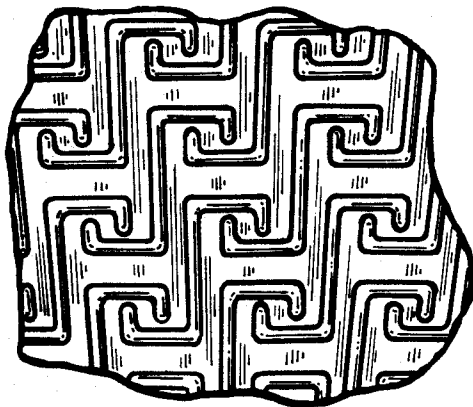
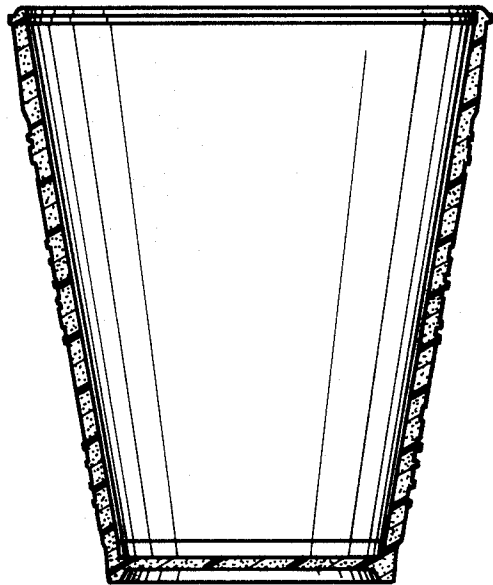
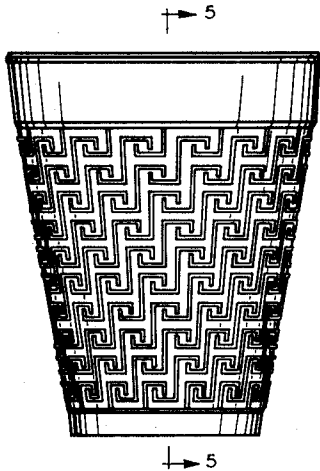
FIG. 1 is a side elevational view of a beverage cup showing my new design.

FIG. 2 is a top view thereof.

FIG. 3 is a bottom view thereof.

FIG. 4 is an enlarged fragmentary view of a portion of the beverage cup wall of FIG. 1; and

FIG. 5 is a view in cross-section taken on line 5-5 of FIG. 1.




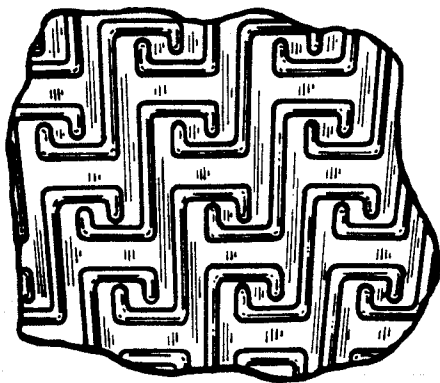
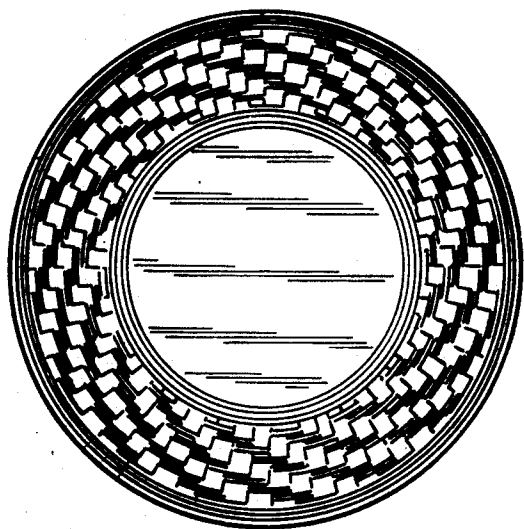


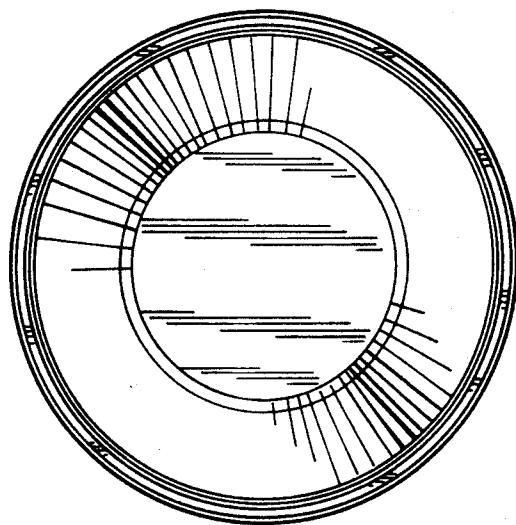
FIG. 1



—FIG. 4



—FIG. 3



—FIG. 2

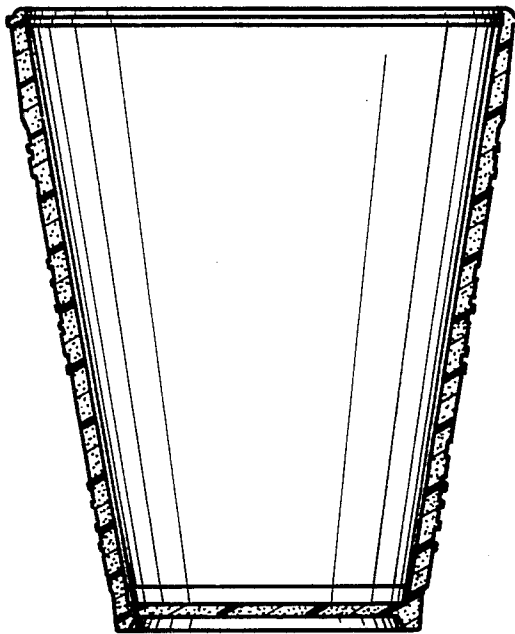


FIG. 5