



US00D883343S

(12) **United States Design Patent**
Estey

(10) **Patent No.:** **US D883,343 S**

(45) **Date of Patent:** **** May 5, 2020**

- (54) **ROBOTIC WEED EATER BODY**
- (71) Applicant: **HUSQVARNA AB**, Huskvarna (SE)
- (72) Inventor: **David Estey**, Huntersville, NC (US)
- (73) Assignee: **HUSQVARNA, AB**, Huskvarna (SE)
- (**) Term: **15 Years**
- (21) Appl. No.: **29/643,188**

| | | | | |
|--------------|---------|------------|-------|--------|
| D652,431 S * | 1/2012 | Naslund | | D15/14 |
| D656,163 S * | 3/2012 | Johansson | | D15/14 |
| D678,352 S * | 3/2013 | Maeda | | D15/14 |
| D679,294 S * | 4/2013 | Tajik | | D15/14 |
| D679,295 S * | 4/2013 | Tajik | | D15/14 |
| D681,065 S * | 4/2013 | Maeda | | D15/14 |
| D688,276 S * | 8/2013 | Naslund | | D15/14 |
| D718,339 S * | 11/2014 | Damshak | | D15/14 |
| D729,280 S * | 5/2015 | Naslund | | D15/14 |
| D745,897 S * | 12/2015 | Mehra | | D15/14 |
| D781,926 S * | 3/2017 | Al-Hashimi | | D15/14 |

* cited by examiner

Primary Examiner — Mark A Goodwin

(74) *Attorney, Agent, or Firm* — Burr & Forman, LLP

- (22) Filed: **Apr. 5, 2018**
- (51) **LOC (12) Cl.** **15-03**
- (52) **U.S. Cl.**

- (52) USPC **D15/14; D15/17**
- (58) **Field of Classification Search**
- USPC D15/14, 17, 18; 56/11.9, 17.5, 13.4, 56/12.8, 16.7, 202, 255, 294, 295, 320.1, 56/320.2; 180/900, 89.1, 89.12
- CPC A01D 34/008; A01D 34/81; A01D 34/416; A01D 34/4166; A01D 34/4167; A01D 34/87; A01D 34/90; B60L 1/003; B60L 3/0061; B60L 11/1803; B60L 11/1805; B60L 11/1877; B60L 15/20; B60L 2260/28; B60L 2200/40; B60L 2220/16; B60L 2220/46; B60L 2240/36; B60L 2240/421; A01G 3/04; A01G 3/0435
- See application file for complete search history.

(57) **CLAIM**

The ornamental design for the robotic weed eater body, as shown and described.

DESCRIPTION

FIG. 1 is a perspective view of a robotic weed eater body in accordance with an embodiment of the present invention; FIG. 2 is a left side view of the robotic weed eater body of FIG. 1; FIG. 3 is a right side view of the robotic weed eater body of FIG. 1; FIG. 4 is a front view of the robotic weed eater body of FIG. 1; FIG. 5 is a rear view of the robotic weed eater body of FIG. 1; FIG. 6 is a top view of the robotic weed eater body of FIG. 1; and, FIG. 7 is a bottom view of the robotic weed eater body of FIG. 1.

1 Claim, 6 Drawing Sheets

(56) **References Cited**

U.S. PATENT DOCUMENTS

| | | | | |
|--------------|---------|-----------|-------|--------|
| D420,365 S * | 2/2000 | Gunnar | | D15/14 |
| D451,931 S * | 12/2001 | Abramson | | D15/14 |
| D504,901 S * | 5/2005 | Wickstrom | | D15/14 |
| D559,867 S * | 1/2008 | Abramson | | D15/14 |

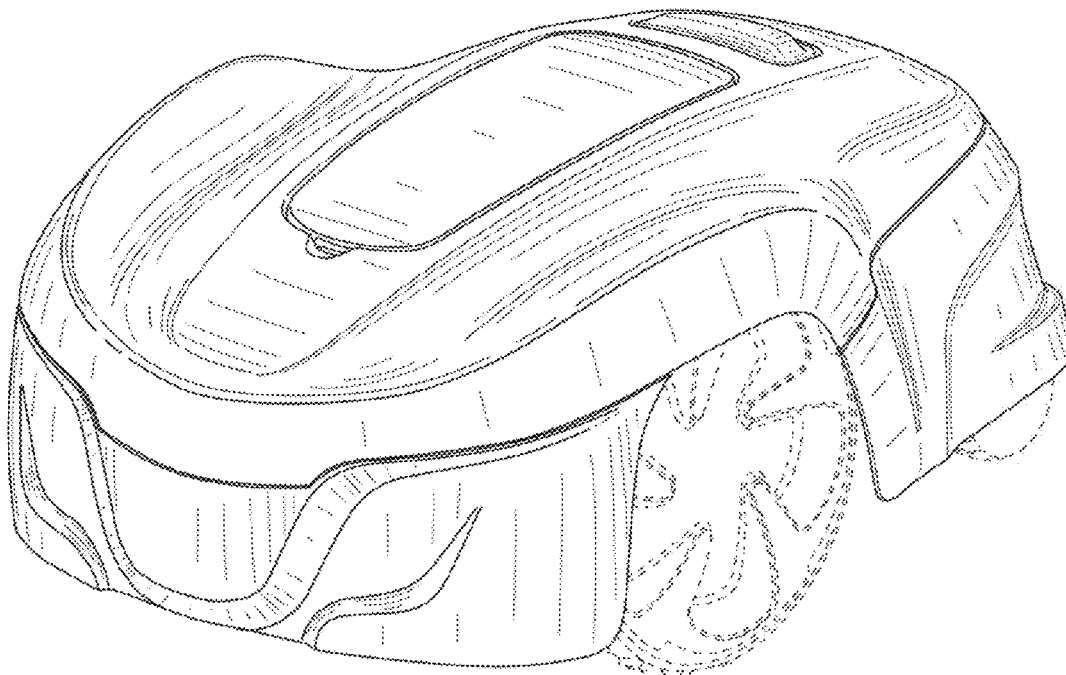




FIG. 1

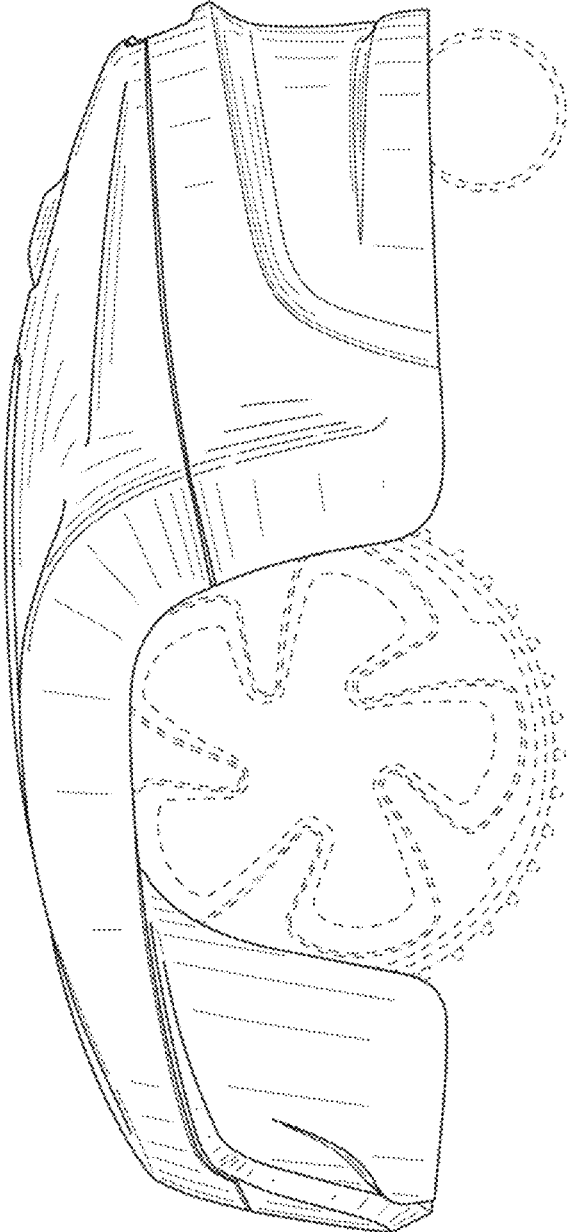


FIG. 2

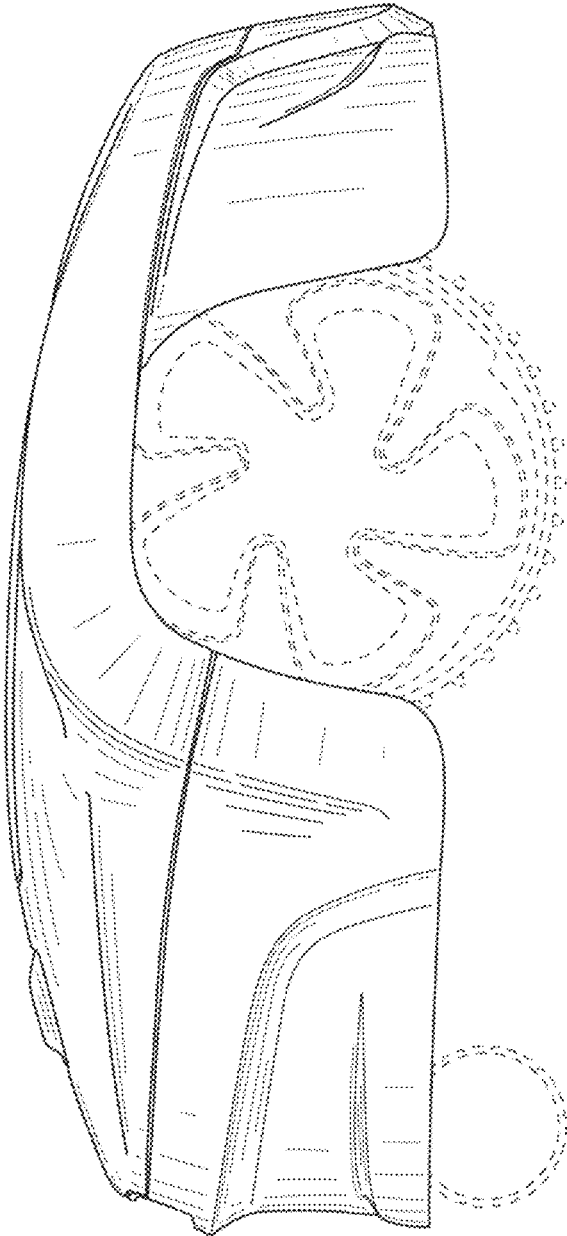


FIG. 3

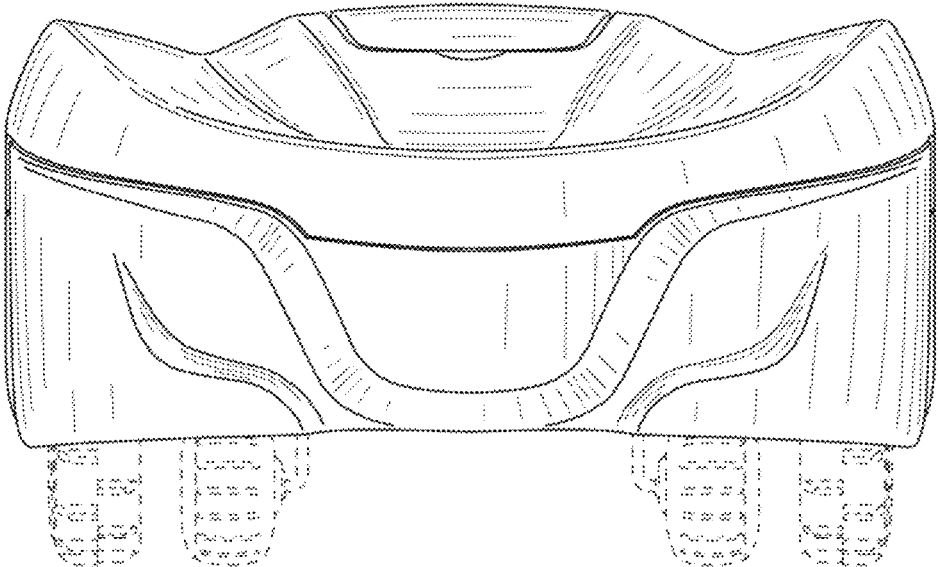


FIG. 4

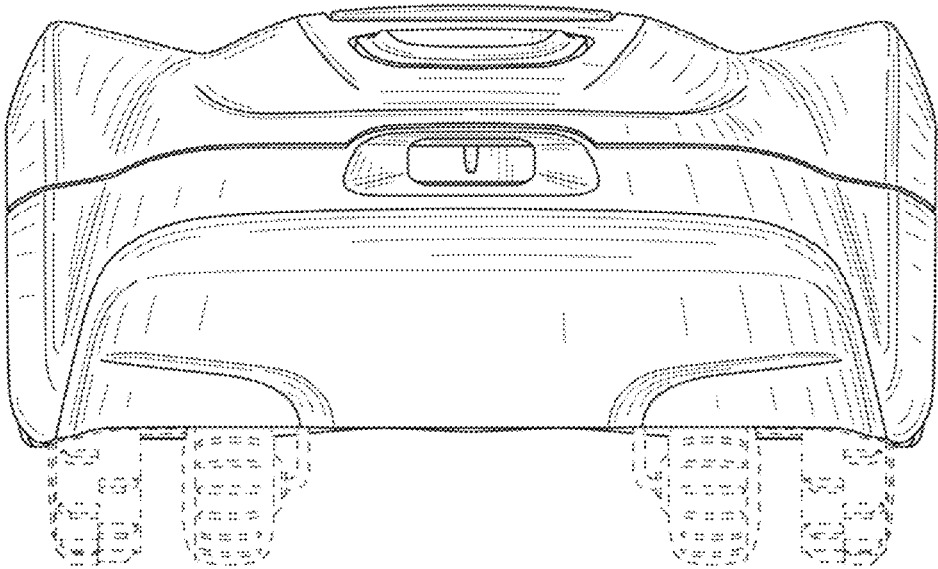


FIG. 5

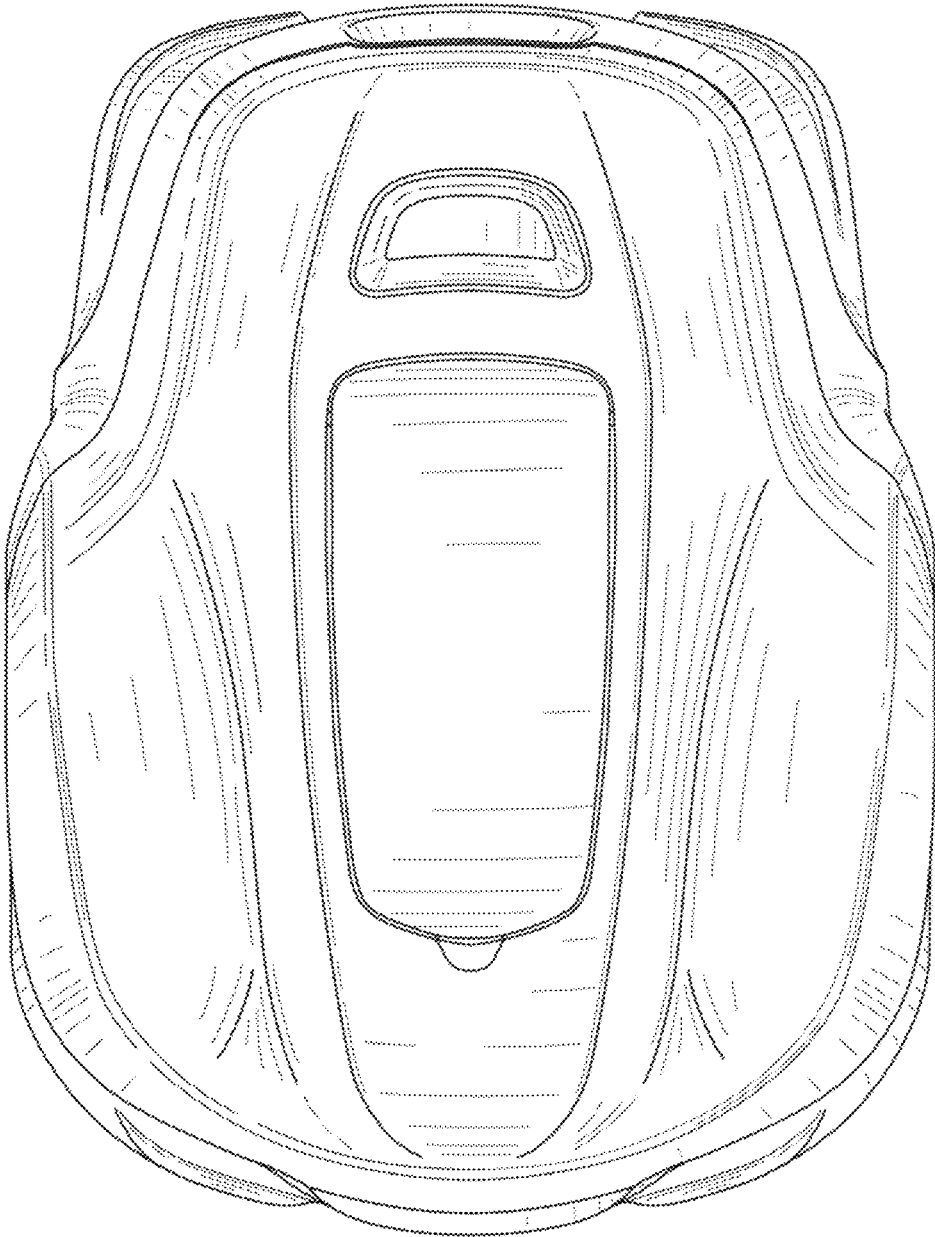


FIG. 6

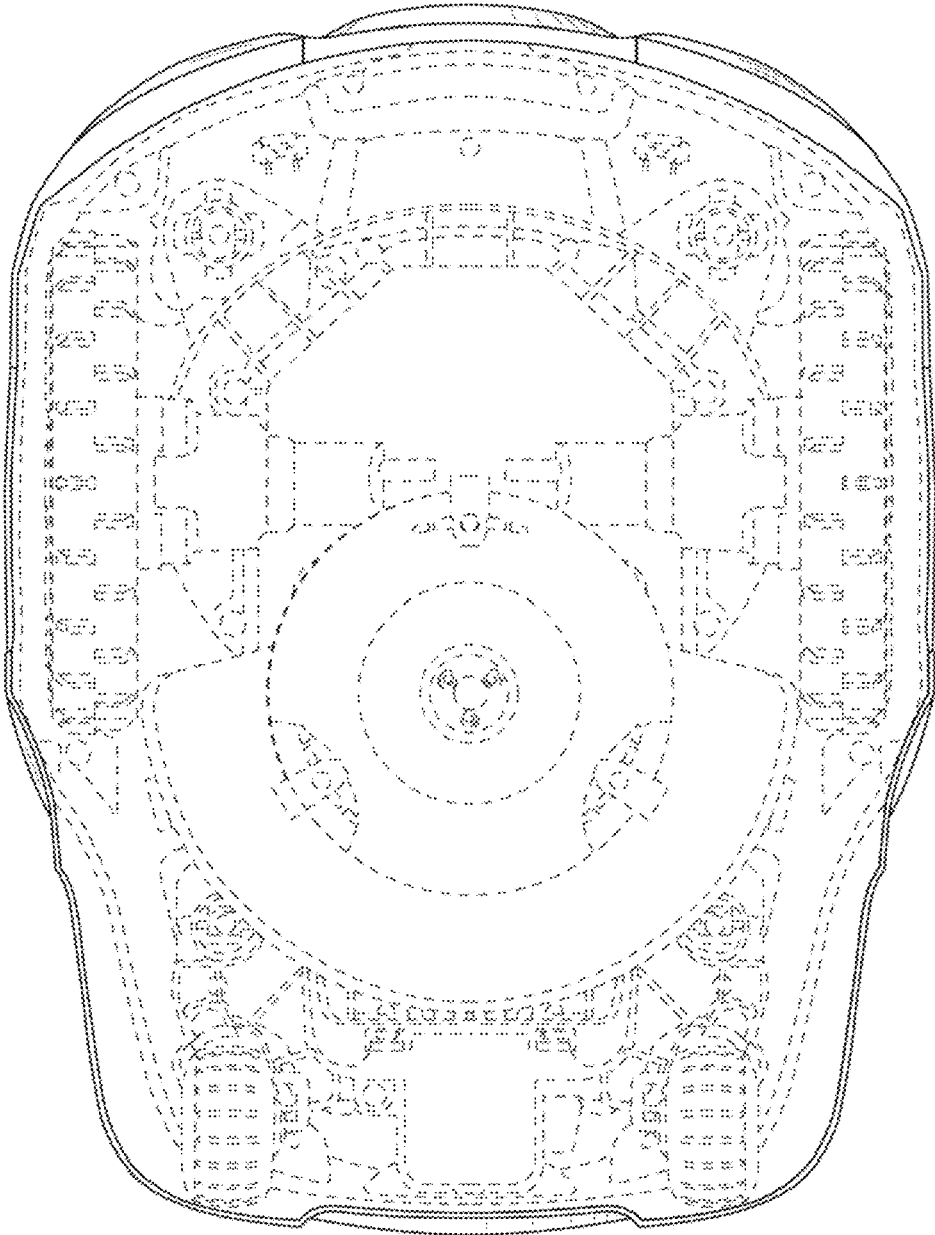


FIG. 7