



US00D704852S

(12) **United States Design Patent**
Yang

(10) **Patent No.:** **US D704,852 S**

(45) **Date of Patent:** **** May 13, 2014**

- (54) **MESSAGE ROLLER**
- (71) Applicant: **Victor S. Yang**, Santa Monica, CA (US)
- (72) Inventor: **Victor S. Yang**, Santa Monica, CA (US)
- (73) Assignee: **Addaday LLC**, Santa Monica, CA (US)
- (**) Term: **14 Years**
- (21) Appl. No.: **29/471,898**
- (22) Filed: **Nov. 6, 2013**
- (51) **LOC (10) Cl.** **28-03**
- (52) **U.S. Cl.**
USPC **D24/211**
- (58) **Field of Classification Search**
USPC D24/200, 211, 212, 213, 214, 215;
601/114, 120, 121, 124, 125, 130, 131,
601/134, 135, 136, 137
See application file for complete search history.

4,945,900 A *	8/1990	Masuda	601/120
D345,610 S *	3/1994	Shih	D24/211
D347,898 S *	6/1994	Belcher	D24/211
5,575,760 A *	11/1996	Masuda	601/19
5,577,996 A *	11/1996	Gardner et al.	601/120
D381,754 S *	7/1997	Fani	D24/200
D398,400 S *	9/1998	Havelind	D24/211
5,868,689 A *	2/1999	Faroky et al.	601/120
D445,905 S *	7/2001	Hey	D24/211
6,398,694 B1 *	6/2002	Bountourakis	482/44
D477,414 S *	7/2003	Chen	D24/211
2008/0103421 A1 *	5/2008	Nicholson	601/120

* cited by examiner

Primary Examiner — Sandra Snapp

(74) *Attorney, Agent, or Firm* — Blakely Sokoloff Taylor & Zafman LLP

(57) **CLAIM**

The ornamental design for a massage roller, as shown and described.

DESCRIPTION

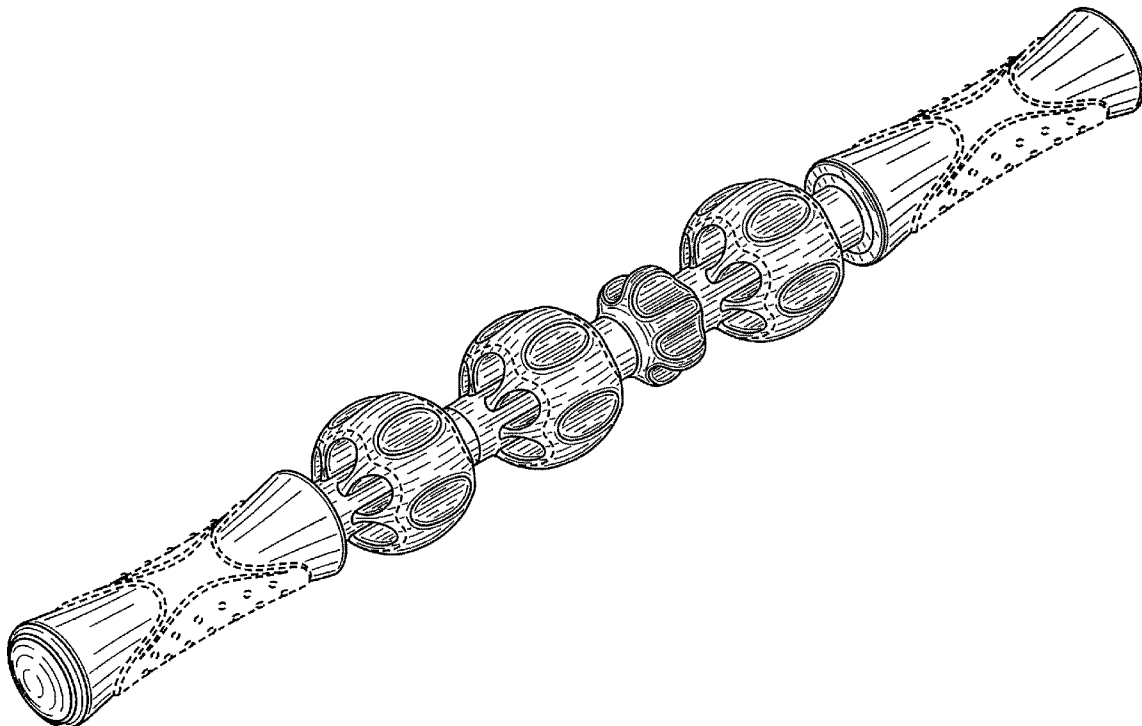
FIG. 1 is a top perspective view of a massage roller; FIG. 2 is a front elevation view of the massage roller; FIG. 3 is a bottom plan view of the massage roller; and, FIG. 4 is an end elevation view of the massage roller. The broken lines shown in the drawings are for illustrative purposes only and form no part of the claimed design.

1 Claim, 4 Drawing Sheets

(56) **References Cited**

U.S. PATENT DOCUMENTS

1,688,764 A *	10/1928	Trankowski et al.	601/120
D248,493 S *	7/1978	Moncrief	D24/211
D269,375 S *	6/1983	Masuda	D24/211
D271,051 S *	10/1983	McCoy et al.	D24/211
4,433,683 A *	2/1984	McCoy et al.	601/120
4,712,539 A *	12/1987	Kim	601/120



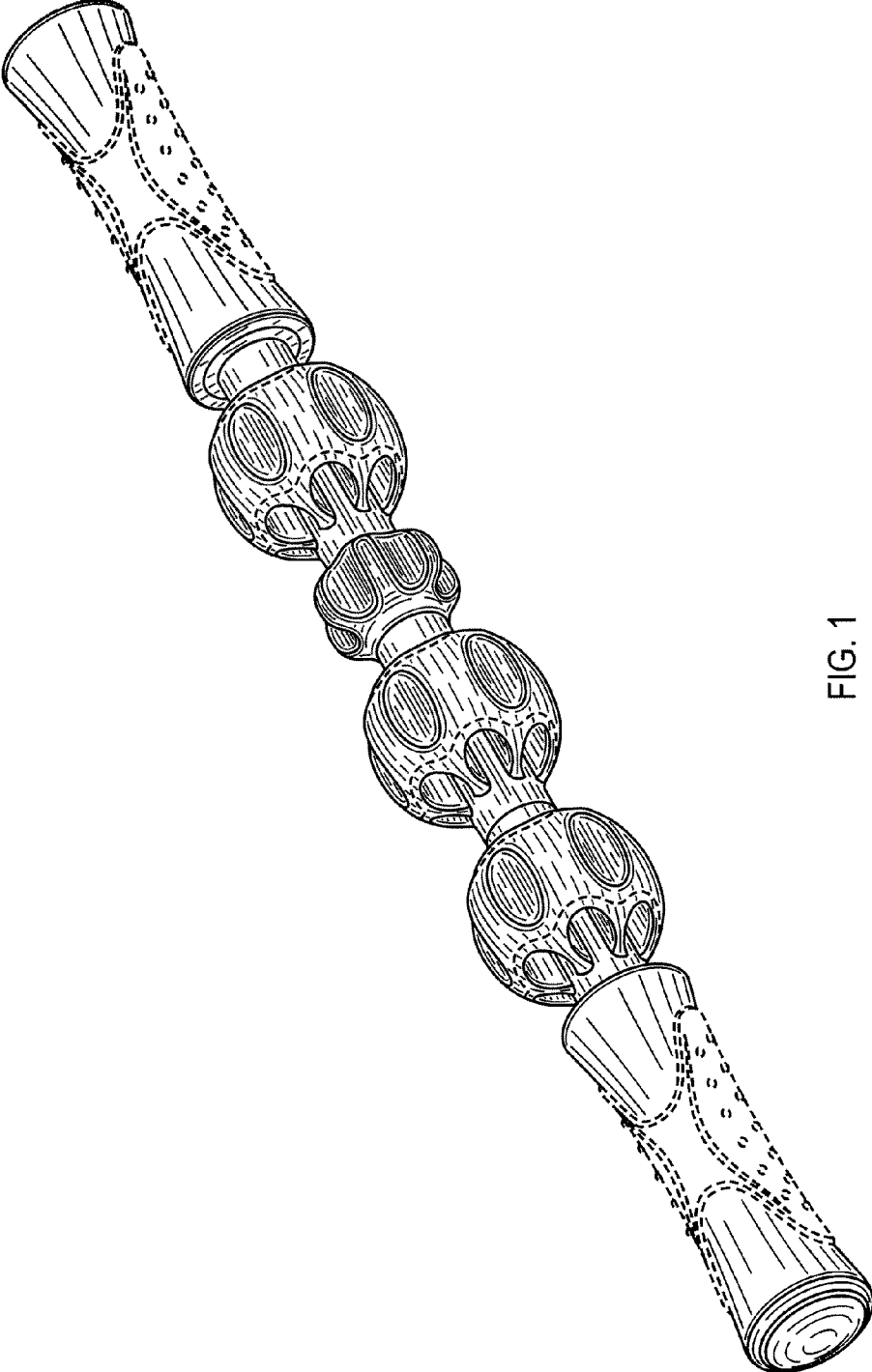


FIG. 1

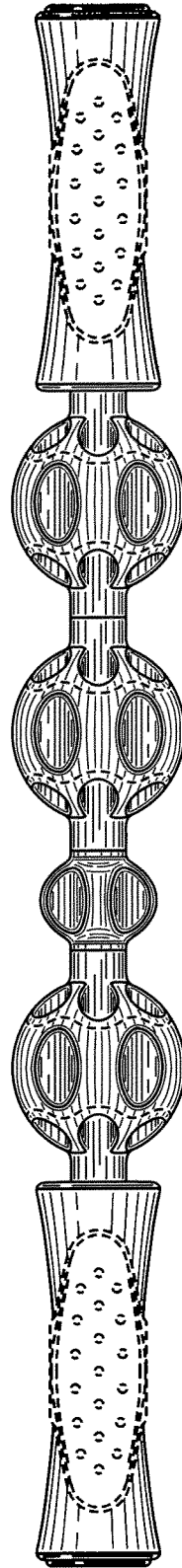


FIG. 2

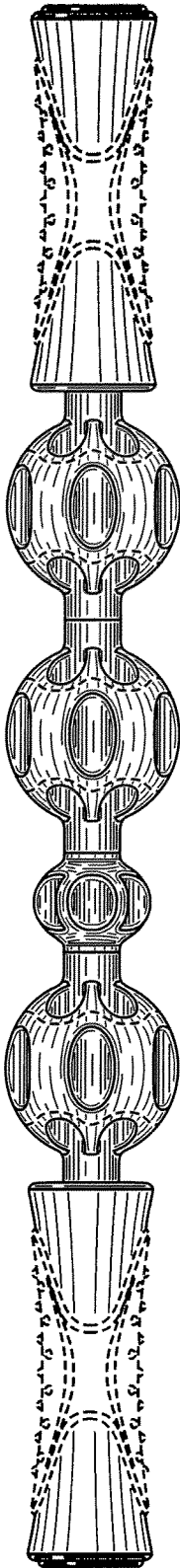


FIG. 3

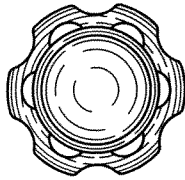


FIG. 4