



US00D471541S

(12) **United States Design Patent**
Tomino et al.

(10) **Patent No.:** **US D471,541 S**

(45) **Date of Patent:** **** Mar. 11, 2003**

(54) **ROUTER**

(75) Inventors: **Hiroyuki Tomino, Shinagawa-ku (JP); Takatsugu Nishi, Shinagawa-ku (JP)**

(73) Assignee: **Allied Telesis Kabushiki Kaisha, Tokyo (JP)**

(**) **Term: 14 Years**

(21) **Appl. No.: 29/150,466**

(22) **Filed: Nov. 5, 2001**

(30) **Foreign Application Priority Data**

Aug. 10, 2001 (JP) 2001-027018

(51) **LOC (7) Cl. 14-03**

(52) **U.S. Cl. D14/240; D14/356**

(58) **Field of Search** D14/137, 240, D14/138, 242, 308, 356, 357, 358, 311, 313, 441, 144, 348-355, 370, 341-347, 125, 432, 433, 155, 299, 257, 439, 140, 188, 230, 241, 243, 245; 379/433.01-433.13, 419, 434, 428.01-428.04, 420.01-420.04, 440, 441, 442; 455/550-575, 90; D13/184, 123, 152, 147, 110

(56) **References Cited**

U.S. PATENT DOCUMENTS

| | | | | |
|------------|---|---------|------------------------|---------|
| D269,345 S | * | 6/1983 | Payne, Jr. et al. | D14/242 |
| D289,648 S | * | 5/1987 | Felix et al. | D14/242 |
| D295,178 S | * | 4/1988 | Pedinielli et al. | D14/242 |
| D303,252 S | * | 9/1989 | Shih | D14/242 |
| D304,823 S | * | 11/1989 | Pfeifer et al. | D14/353 |
| D308,864 S | * | 6/1990 | Takai | D14/242 |
| D309,731 S | * | 8/1990 | Takai | D14/242 |
| D312,620 S | * | 12/1990 | Koepke et al. | D14/354 |
| D321,343 S | * | 11/1991 | Feer et al. | D14/242 |
| D323,818 S | * | 2/1992 | Willis et al. | D14/353 |
| D325,194 S | * | 4/1992 | Kline et al. | D14/354 |
| D331,227 S | * | 11/1992 | Esslinger | D14/355 |
| D331,391 S | * | 12/1992 | Furuta et al. | D14/353 |
| D345,970 S | * | 4/1994 | Kawamoto | D14/125 |
| D348,255 S | * | 6/1994 | Komada | D14/357 |

| | | | | |
|-------------|---|---------|-----------------------|-----------|
| D348,257 S | * | 6/1994 | Wingate | D14/313 |
| D348,447 S | * | 7/1994 | Komada | D14/357 |
| D354,737 S | * | 1/1995 | Fladung | D13/164 |
| D366,248 S | * | 1/1996 | Owens | D13/184 |
| D370,677 S | * | 6/1996 | Olson | D14/188 |
| D380,447 S | * | 7/1997 | Chen et al. | D13/164 |
| D381,317 S | * | 7/1997 | Yu | D13/139.4 |
| 5,645,434 A | * | 7/1997 | Leung | 439/74 |
| D383,139 S | * | 9/1997 | Hill et al. | D14/242 |
| D384,649 S | * | 10/1997 | Heberling et al. | D14/352 |
| D396,690 S | * | 8/1998 | Fryers | D13/147 |
| D403,668 S | * | 1/1999 | Parent | D14/356 |
| D405,799 S | * | 2/1999 | Ino | D14/240 |
| D407,393 S | * | 3/1999 | Kazama | D14/125 |
| D411,985 S | * | 7/1999 | Hartel | D14/313 |
| D416,562 S | * | 11/1999 | Larson et al. | D14/242 |
| D420,676 S | * | 2/2000 | Wang et al. | D14/242 |
| D441,375 S | * | 5/2001 | Hisatsune et al. | D14/496 |
| D451,883 S | * | 12/2001 | Reynolds | D13/110 |

OTHER PUBLICATIONS

www.mediapro.comisg/router.htm, visited Mar. 20, 2002, Zyxel, NetGear, and SMC routers, 4 pp.*

CentrCom FH709EL brochure and translation, published Dec. 1998.

* cited by examiner

Primary Examiner—Jeffrey Asch

(74) *Attorney, Agent, or Firm*—Knobbe, Martens, Olson & Bear LLP

(57) **CLAIM**

The ornamental design for a router, as shown.

DESCRIPTION

FIG. 1 is a perspective view of a router showing our new design;

FIG. 2 is a front elevation view thereof;

FIG. 3 is a back elevation view thereof;

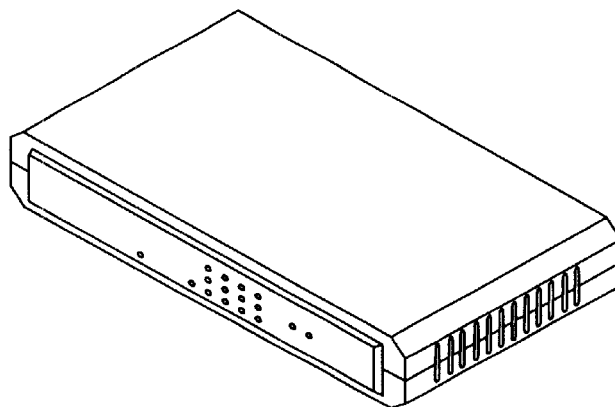
FIG. 4 is a left side view thereof;

FIG. 5 is a right side view thereof;

FIG. 6 is a top plan view thereof; and,

FIG. 7 is a bottom plan view thereof.

1 Claim, 3 Drawing Sheets



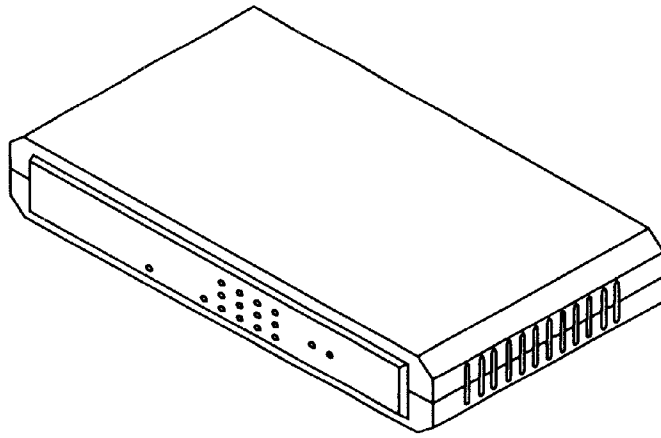


FIG. 1

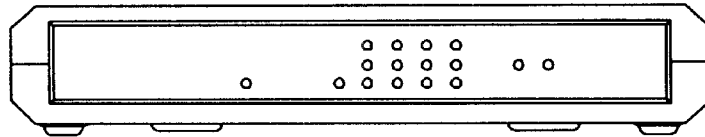


FIG. 2

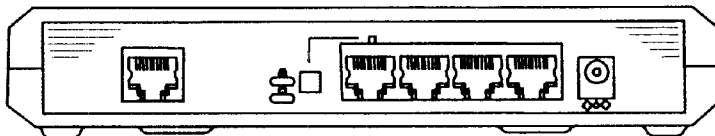


FIG. 3

FIG. 4

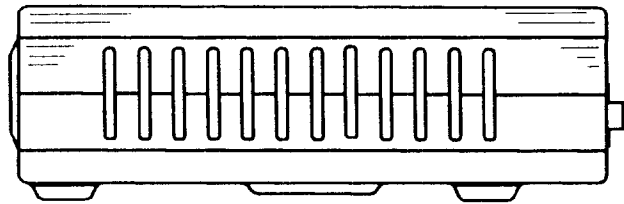
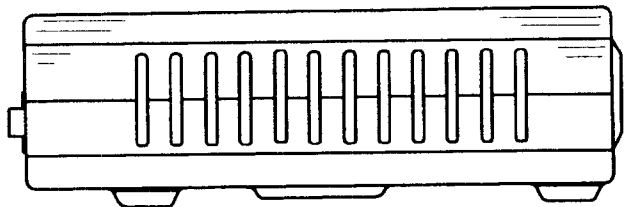


FIG. 5






FIG. 6




FIG. 7