

(12) PATENT
(19) AUSTRALIAN PATENT OFFICE

(11) Application No. AU 199664191 B2
(10) Patent No. 704955

(54) Title
Use of CGMP-phosphodiesterase inhibitors to treat impotence

(51)⁶ International Patent Classification(s)
A61K 031/495

(21) Application No: **199664191**

(22) Application Date: **1996 .07 .11**

(87) WIPO No: **WO97/03675**

(30) Priority Data

(31) Number	(32) Date	(33) Country
9514464	1995 .07 .14	GB

(43) Publication Date : **1997 .02 .18**

(43) Publication Journal Date : **1997 .04 .17**

(44) Accepted Journal Date : **1999 .05 .13**

(71) Applicant(s)
ICOS Corporation

(72) Inventor(s)
Alain Claude-Marie Daugan

(74) Agent/Attorney
WRAY and ASSOCIATES,PO Box 6292,Hay Street,EAST PERTH WA 6892

CPI DATE 18/02/97 APPLN. ID 64191/96
AOJP DATE 17/04/97 PCT NUMBER PCT/EP96/03024



AU9664191

(PCT)

(51) International Patent Classification ⁶ : A61K 31/495		A1	(11) International Publication Number: WO 97/03675
			(43) International Publication Date: 6 February 1997 (06.02.97)
(21) International Application Number: PCT/EP96/03024		(81) Designated States: AL, AM, AT, AU, AZ, BB, BG, BR, BY, CA, CH, CN, CZ, DE, DK, EE, ES, FI, GB, GE, HU, IL, IS, JP, KE, KG, KP, KR, KZ, LK, LR, LS, LT, LU, LV, MD, MG, MK, MN, MW, MX, NO, NZ, PL, PT, RO, RU, SD, SE, SG, SI, SK, TJ, TM, TR, TT, UA, UG, US, UZ, VN, ARIPO patent (KE, LS, MW, SD, SZ, UG), Eurasian patent (AM, AZ, BY, KG, KZ, MD, RU, TJ, TM), European patent (AT, BE, CH, DE, DK, ES, FI, FR, GB, GR, IE, IT, LU, MC, NL, PT, SE), OAPI patent (BF, BJ, CF, CG, CI, CM, GA, GN, ML, MR, NE, SN, TD, TG).	
(22) International Filing Date: 11 July 1996 (11.07.96)		Published With international search report.	
(30) Priority Data: 9514464.8 14 July 1995 (14.07.95) GB		(71) ICOS CORPORATION 22021 20th Avenue S.E. Bothell WA 98021 United States of America	
(71) Applicant (for all designated States except US): LABORATOIRE GLAXO WELLCOME S.A. [FR/FR]; 43, rue Vineuse, F-9116 Paris (FR).			
(72) Inventor; and (75) Inventor/Applicant (for US only): DAUGAN, Alain, Claude-Marie [FR/FR]; Laboratoire Glaxo Wellcome S.A., Centre de Recherches, Z.A. de Courtaboeuf, 25, avenue de Quebec, F-91940 Les Ulis (FR).			
(74) Agents: FILLER, Wendy, Anne et al.; Glaxo Wellcome House, Berkeley Avenue, Greenford, Middlesex UB6 0NN (GB).			
(54) Title: USE OF CGMP-PHOSPHODIESTERASE INHIBITORS TO TREAT IMPOTENCE			
(57) Abstract The use of compounds of formula (I) (6R, 12aR)-2,3,6,7,12,12a-hexahydro-2-methyl-6-(3,4-methylenedioxyphenyl)-pyrazino[2',1':6,1]pyrido[3,4-b]indole-1,4-dione, (3S, 6R, 12aR)-2,3,6,7,12,12a-hexahydro-2,3-dimethyl-6-(3,4-methylenedioxyphenyl)-pyrazino[2',1':6,1]pyrido[3,4-b]indole-1,4-dione, and physiologically acceptable salts and solvates thereof, in the treatment of impotence.			

See
Info
4

USE OF cGMP-PHOSPHODIESTERASE INHIBITORS TO TREAT IMPOTENCE

5 This invention relates to the use of tetracyclic derivatives which are potent and selective inhibitors of cyclic guanosine 3',5'-monophosphate specific phosphodiesterase (cGMP specific PDE) in the treatment of impotence.

10 Impotence can be defined as a lack of power, in the male, to copulate and may involve an inability to achieve penile erection or ejaculation, or both. More specifically, erectile impotence or dysfunction may be defined as an inability to obtain or sustain an erection adequate for intercourse. Its prevalence is claimed to be between 2 and 7% of the human male population, increasing with age, up to 50 years, and between 18 and 75% between 55 and 80 years of age.

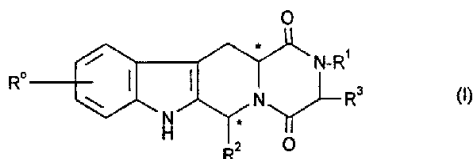
15 Reports of well-controlled clinical trials in man are few and the efficacy of orally administered drugs is low. Although many different drugs have been shown to induce penile erection, they are only effective after direct injection into the penis, e.g. intraurethraly or intracavernosally (i.c.), and are not approved for erectile dysfunction. Current medical treatment is based on the i.c. injection of vasoactive substances and good results have been claimed with phenoxybenzamine, phentolamine, papaverine and prostaglandin E₁, either alone or in combination; however, pain, priapism and fibrosis of the penis are associated with the i.c. administration of some of these agents. Potassium channel openers (KCO) and vasoactive intestinal polypeptide (VIP) have also been shown to be active i.c., but cost and stability issues could limit development of the latter. An alternative to the i.c. route is the use of glyceryl trinitrate (GTN) patches applied to the penis, which has been shown to be effective but produces side-effects in both patient and partner.

20
25
30 As a general alternative to pharmacological intervention, a variety of penile prostheses has been used to assist achievement of an erection. The short term success rate is good, but problems with infection and ischaemia, especially in diabetic men, make this type of treatment a final option rather than first-line therapy.

The compounds of the invention are potent inhibitors of cyclic guanosine 3',5'-monophosphate phosphodiesterases (cGMP PDEs). GB 9514464.8, which is the priority document for the present application describes the syntheses of the compounds of the invention and their utility in impotence. WO95/19978, which

was unpublished at the priority date of the present application, also describes the syntheses of the compounds of the invention and their utility in other diseases associated with inhibition of cGMP PDEs. The compounds may be represented by the following general formula (I):

5

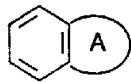


and salts and solvates (e.g. hydrates) thereof, in which:

R^0 represents hydrogen, halogen or C_{1-6} alkyl;

10 R^1 represents hydrogen, C_{1-6} alkyl, C_{2-6} alkenyl, C_{2-6} alkynyl, halo C_{1-6} alkyl, C_{3-8} cycloalkyl, C_{3-8} cycloalkyl C_{1-3} alkyl, aryl C_{1-3} alkyl or heteroaryl C_{1-3} alkyl;

R^2 represents an optionally substituted monocyclic aromatic ring selected from benzene, thiophene, furan and pyridine or an optionally substituted bicyclic



ring attached to the rest of the molecule via one of the benzene

15 ring carbon atoms and wherein the fused ring A is a 5- or 6-membered ring which may be saturated or partially or fully unsaturated and comprises carbon atoms and optionally one or two heteroatoms selected from oxygen, sulphur and nitrogen; and

20 R^3 represents hydrogen or C_{1-3} alkyl, or R^1 and R^3 together represent a 3- or 4- membered alkyl or alkenyl chain.

Suitable individual compounds of the invention for use in the treatment of erectile dysfunction include:

Cis-2,3,6,7,12,12a-hexahydro-2-(4-pyridylmethyl)-6-(3,4-methylenedioxyphenyl)-pyrazino[2',1':6,1]pyrido[3,4-b]indole-1,4-dione;

25 Cis-2,3,6,7,12,12a-hexahydro-6-(2,3-dihydrobenzo[b]furan-5-yl)-2-methyl-pyrazino[2',1':6,1]pyrido[3,4-b]indole -1,4-dione;

Cis-2,3,6,7,12,12a-hexahydro-6-(5-bromo-2-thienyl)-2-methyl-pyrazino[2',1':6,1]pyrido[3,4-b]indole -1,4-dione;

- Cis-2,3,6,7,12,12a-hexahydro-2-butyl-6-(4-methylphenyl)-
pyrazino[2',1':6,1]pyrido[3,4-b]indole -1,4-dione;
(6R,12aR)-2,3,6,7,12,12a-Hexahydro-2-isopropyl-6-(3,4-methylenedioxyphenyl)-
pyrazino[2',1':6,1]pyrido[3,4-b]indole -1,4-dione;
5 (6R,12aR)-2,3,6,7,12,12a-Hexahydro-2-cyclopentyl-6-(3,4-
methylenedioxyphenyl)-pyrazino[2',1':6,1]pyrido[3,4-b]indole -1,4-dione;
(6R,12aR)-2,3,6,7,12,12a-Hexahydro-2-cyclopropylmethyl-6-(4-methoxyphenyl)-
pyrazino[2',1':6,1]pyrido[3,4-b]indole -1,4-dione;
(6R,12aR)-2,3,6,7,12,12a-Hexahydro-6-(3-chloro-4-methoxyphenyl)-2-methyl-
10 pyrazino[2',1':6,1]pyrido[3,4-b]indole -1,4-dione;
(6R,12aR)-2,3,6,7,12,12a-Hexahydro-2-methyl-6-(3,4-methylenedioxyphenyl)-
pyrazino[2',1':6,1]pyrido[3,4-b]indole-1,4-dione;
(6R,12aR)-2,3,6,7,12,12a-Hexahydro-6-(3,4-methylenedioxyphenyl)-
pyrazino[2',1':6,1]pyrido[3,4-b]indole-1,4-dione;
15 (5aR,12R,14aS)-1,2,3,5,6,11,12,14a-Octahydro-12-(3,4-
methylenedioxyphenyl)-pyrrolo[1'',2'' : 4',5']pyrazino[2',1' : 6,1]pyrido[3,4-
b]indole-5-1,4-dione;
Cis-2,3,6,7,12,12a-hexahydro-2-cyclopropyl-6-(3,4-methylenedioxyphenyl)-
pyrazino[2',1':6,1]pyrido[3,4-b]indole -1,4-dione;
20 (3S,6R,12aR)-2,3,6,7,12,12a-hexahydro-3-methyl-6-(3,4-
methylenedioxyphenyl)-pyrazino[2',1':6,1]pyrido[3,4-b]indole -1,4-dione;
and physiologically acceptable salts and solvates (e.g. hydrates) thereof.

The specific compounds of the invention are:

- (6R,12aR)-2,3,6,7,12,12a-hexahydro-2-methyl-6-(3,4-methylenedioxyphenyl)-
25 pyrazino[2',1':6,1]pyrido[3,4-b]indole -1,4-dione (Compound A); and

(3S,6R,12aR)-2,3,6,7,12,12a-hexahydro-2,3-dimethyl-6-(3,4-
methylenedioxyphenyl)-pyrazino[2',1' : 6,1]pyrido[3,4-b]indole-1,4-dione
(Compound B);

and physiologically acceptable salts and solvates (e.g. hydrates) thereof.

- 30 Unexpectedly, it has now been found that compounds of formula (I), and in
particular compounds A and B, are useful in the treatment of erectile
dysfunction. Furthermore the compounds may be administered orally, thereby

obviating the disadvantages associated with i.c. administration. Thus the present invention concerns the use of compounds of formula (I), and in particular compounds A and B, or a pharmaceutically acceptable salt thereof, or a pharmaceutical composition containing either entity, for the manufacture of a medicament for the curative or prophylactic treatment of erectile dysfunction in a male animal, including man.

The pharmaceutically acceptable salts of the compounds of formula (I), and in particular compounds A and B which contain a basic centre are acid addition salts formed with pharmaceutically acceptable acids. Examples include the hydrochloride, hydrobromide, sulphate or bisulphate, phosphate or hydrogen phosphate, acetate, benzoate, succinate, fumarate, maleate, lactate, citrate, tartrate, gluconate, methanesulphonate, benzenesulphonate and p-toluenesulphonate salts. Compounds of formula (I), and in particular compounds A and B can also provide pharmaceutically acceptable metal salts, in particular alkali metal salts, with bases. Examples include the sodium and potassium salts.

It has been shown that compounds of the present invention are potent and selective inhibitors of cGMP specific PDE. It has now been surprisingly found that human corpus cavernosum contains three distinct PDE enzymes. The predominant PDE has further surprisingly been found to be cGMP PDE. As a consequence of the selective PDE V inhibition exhibited by compounds of the present invention, the subject compounds can elevate cGMP levels, which in turn can mediate relaxation of the corpus cavernosum tissue and consequent penile erection.

Although the compounds of the invention are envisaged primarily for the treatment of erectile dysfunction or male sexual dysfunction, they may also be useful for the treatment of female sexual dysfunction including orgasmic dysfunction related to clitoral disturbances.

Generally, in man, oral administration of the compounds of the invention is the preferred route, being the most convenient and avoiding the disadvantages associated with i.c. administration. In circumstances where the recipient suffers from a swallowing disorder or from impairment of drug absorption after oral administration, the drug may be administered parenterally, e.g. sublingually or buccally.

For administration to man in the curative or prophylactic treatment of the disorders identified above, oral dosages of a compound of formula (I), and in particular compounds A and B will generally be in the range of from 0.5-800mg daily for an average adult patient (70kg). Thus for a typical adult patient, individual tablets or capsules contain from 0.2-400mg of active compound, in a suitable pharmaceutically acceptable vehicle or carrier, for administration in single or multiple doses, once or several times per day. Dosages for buccal or sublingual administration will typically be within the range of from 0.1-400 mg per single dose as required. In practice the physician will determine the actual dosing regimen which will be most suitable for an individual patient and it will vary with the age, weight and response of the particular patient. The above dosages are exemplary of the average case but there can be individual instances in which higher or lower dosage ranges may be merited, and such are within the scope of this invention.

For human use, compounds of formula (I), and in particular compounds A and B can be administered alone, but will generally be administered in admixture with a pharmaceutical carrier selected with regard to the intended route of administration and standard pharmaceutical practice. For example, the compound may be administered orally, buccally or sublingually, in the form of tablets containing excipients such as starch or lactose, or in capsules or ovules either alone or in admixture with excipients, or in the form of elixirs or suspensions containing flavouring or colouring agents. Such liquid preparations may be prepared with pharmaceutically acceptable additives such as suspending agents (e.g. methylcellulose, a semi-synthetic glyceride such as witepsol or mixtures of glycerides such as a mixture of apricot kernel oil and PEG-6 esters or mixtures of PEG-8 and caprylic/capric glycerides).

For veterinary use, a compound of formula (I), and in particular compound A or B or a non-toxic salt thereof is administered as a suitably acceptable formulation in accordance with normal veterinary practice and the veterinary surgeon will determine the dosing regimen and route of administration which will be most appropriate for a particular male animal.

Thus the invention includes a pharmaceutical composition for the curative or prophylactic treatment of erectile dysfunction in a male animal, including man, comprising a compound of formula (I), and in particular compound A or B, or a pharmaceutically acceptable salt thereof, together with a pharmaceutically acceptable diluent or carrier.

There is further provided a process for the preparation of a pharmaceutical composition for the curative or prophylactic treatment of erectile dysfunction in a male animal, including man, comprising formulating a compound of formula (I), and in particular compound A or B, or a pharmaceutically acceptable salt thereof, with a pharmaceutically acceptable diluent or carrier.

The invention also provides a method of treating a male animal, including man, to cure or prevent erectile dysfunction which comprises treating said male animal with an effective amount of a compound of formula (I), and in particular compound A or B, or a pharmaceutically acceptable salt thereof, or a pharmaceutical composition containing either entity.

Moreover, the invention includes the use of a compound of formula (I), and in particular compound A or B, or a pharmaceutically acceptable salt thereof, or a pharmaceutical composition containing either entity, for the manufacture of a medicament for the curative or prophylactic treatment of erectile dysfunction in a male animal, including man.

A compound of formula (I), and in particular compound A or B, may also be used in combination with other therapeutic agents which may be useful in the treatment of erectile dysfunction substantially as hereinbefore described. The invention thus provides, in another aspect, a combination of a compound of formula (I), and in particular compound A or B together with another therapeutically active agent.

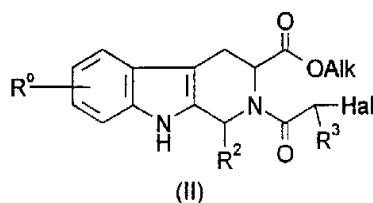
The combination referred to above may conveniently be presented for use in the form of a pharmaceutical formulation and thus pharmaceutical compositions comprising a combination as defined above together with a pharmaceutically acceptable diluent or carrier comprise a further aspect of the invention.

The individual components of such a combination may also be administered either sequentially or simultaneously in separate pharmaceutical formulations.

Appropriate doses of known therapeutic agents for use in combination with a compound of the invention will be readily appreciated by those skilled in the art.

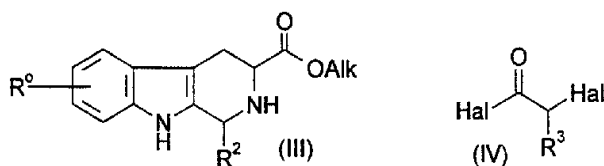
The compounds of the invention may be prepared by any suitable method known in the art or by the following process which forms part of the present invention. The process has been previously substantially described in the priority document of the present invention GB9514464.8, and in WO95/19978.

Thus, a process for preparing a compound of formula (I) comprises treating a compound of formula (II)



5 (in which Alk represents C₁₋₆alkyl, e.g. methyl or ethyl and Hal is a halogen atom, e.g. chlorine) with a primary amine R¹NH₂ in a suitable solvent such as an alcohol (e.g. methanol or ethanol) or a mixture of solvents, conveniently at a temperature of from 20°C to reflux (e.g. at about 50°C).

A compound of formula (II) may conveniently be prepared by treating a compound of formula (III) with a compound of formula (IV)



10

in a suitable solvent such as a halogenated hydrocarbon (e.g. trichloromethane or dichloromethane), or an ether (e.g. tetrahydrofuran), preferably in the presence of a base such as an organic amine (e.g. a trialkylamine such as triethylamine) or an alkali metal carbonate or bicarbonate (e.g. NaHCO₃). The reaction may conveniently be effected at a temperature of from -20°C to +20°C (e.g. at about 0°C).

15

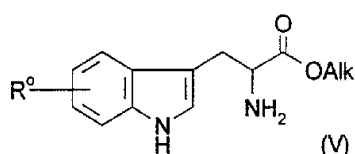
A compound of formula (I) may also be prepared from a compound of formula (III) in a two-step procedure via a compound of formula (II) isolated without purification.

20

Compounds of formula (I) may be prepared as individual enantiomers in two steps from the appropriate enantiomer of formula (III) or as mixtures (e.g. racemates) of either pairs of cis or trans isomers from the corresponding mixtures of either pairs of cis or trans isomers of formula (III).

Individual enantiomers of the compounds of the invention may be prepared from racemates by resolution using methods known in the art for the separation of racemic mixtures into their constituent enantiomers, for example using HPLC (high performance liquid chromatography) on a chiral column such as Hypersil naphthylurea.

A compound of formula (III) may conveniently be prepared from a tryptophan alkyl ester of formula (V)



(where Alk is as previously defined) or a salt thereof (e.g. the hydrochloride salt) with an aldehyde R^2CHO . The reaction may conveniently be effected in a suitable solvent such as a halogenated hydrocarbon (e.g. dichloromethane) or an aromatic hydrocarbon (e.g. toluene) in the presence of an acid such as trifluoroacetic acid. The reaction may conveniently be carried out at a temperature of from $-20^{\circ}C$ to reflux to provide a compound of formula (III) in one step. The reaction may also be carried out in a solvent such as an aromatic hydrocarbon (e.g. benzene or toluene) under reflux, optionally using a Dean-Stark apparatus to trap the water produced.

The reaction provides a mixture of cis and trans isomers which may be either individual enantiomers or racemates of pairs of cis or trans isomers depending upon whether racemic or enantiomerically pure tryptophan alkyl ester was used as the starting material. Individual cis or trans enantiomers may conveniently be separated from mixtures thereof by fractional crystallisation or by chromatography (e.g. flash column chromatography) using appropriate solvents and eluents. Similarly, pairs of cis and trans isomers may be separated by chromatography (e.g. flash column chromatography) using appropriate eluents. An optically pure trans isomer may also be converted to an optically pure cis isomer using suitable epimerisation procedures. One such procedure comprises treating the trans isomer or a mixture (e.g. 1 : 1 mixture) of cis and trans isomers with methanolic or aqueous hydrogen chloride at a temperature of from $0^{\circ}C$ to the refluxing temperature of the solution. The mixture may then be subjected to chromatography (e.g. flash column chromatography) to separate the resulting diastereoisomers, or in the procedure utilising aqueous hydrogen chloride the

desired cis isomer precipitates out as the hydrochloride salt which may then be isolated by filtration.

5 The pharmaceutically acceptable acid addition salts of a compound of formula (I), and in particular compound A or B which contain a basic centre may be prepared in a conventional manner. For example, a solution of the free base may be treated with a suitable acid, either neat or in a suitable solution, and the resulting salt isolated either by filtration or by evaporation under vacuum of the reaction solvent. Pharmaceutically acceptable base addition salts may be
10 obtained in an analogous manner by treating a solution of compound A or B with a suitable base. Both types of salt may be formed or interconverted using ion-exchange resin techniques.

Compounds of the invention may be isolated in association with solvent molecules by crystallisation from or evaporation of an appropriate solvent.

15 The syntheses of compounds A and B and of the intermediates for use therein are illustrated by the following examples. The examples have been previously described in the priority document of the instant invention GB9514464.8, and the corresponding Intermediate or Example numbers therein are shown in parentheses next to the current Intermediate or Example number.

In the Examples section hereinafter the following abbreviations are used:

20 MeOH (methanol) and EtOH (ethanol),

Intermediate 1 (54)

(1R,3R)-Methyl 1,2,3,4-tetrahydro-1-(3,4-methylenedioxyphenyl)-9H-pyrido[3,4-b]indole-3-carboxylate, cis isomer

25 To a stirred solution of D-tryptophan methyl ester (11 g) and piperonal (7.9 g) in anhydrous CH₂Cl₂ (400 mL) cooled at 0°C was added dropwise trifluoroacetic acid (7.7 mL) and the solution was allowed to react at ambient temperature. After 4 days, the yellow solution was diluted with CH₂Cl₂ (200 mL) and washed with a saturated aqueous solution of NaHCO₃, then with water (3x200 mL) and
30 dried over Na₂SO₄. The organic layer was evaporated under reduced pressure and the residue containing the two geometric isomers was purified by flash

chromatography eluting with dichloromethane/ethyl acetate (97/3) to give as the first eluting product the title compound (6.5 g)

m.p. : 154°C

Intermediate 2 (83)

5 (1R, 3R)-Methyl 1,2,3,4-tetrahydro-2-(2-chloropropionyl)-1-(3,4-methylenedioxyphenyl)-9H-pyrido[3,4-b]indole-3-carboxylate

To a solution of (R)-(+)-2-chloropropionic acid (191 µl, 2.2 mmol) in anhydrous dichloromethane (30 mL), was added dicyclohexylcarbodiimide (0.45 g, 2.2. mol). Intermediate 1 (0.7 g, 2 mmol) was then added and the mixture was
10 stirred at room temperature for 20 hours. The formed precipitate of dicyclohexylurea was removed by filtration, the filtrate was evaporated in vacuo and the crude product was purified by flash chromatography eluting with toluene/ethyl acetate : 95/5. The oily compound obtained was then crystallised from ether/hexane to give the title compound as pale yellow crystals (0.74 g)

15 m.p. : 126-128°C.

Example 1 (78) (Compound A)

(6R,12aR)-2,3,6,7,12,12a-Hexahydro-2-methyl-6-(3,4-methylenedioxyphenyl)-pyrazino[2',1':6,1]pyrido[3,4-b]indole -1,4-dione

20 a) To a stirred solution of intermediate 1 (0.5 g) and NaHCO₃ (0.14 g) in anhydrous CHCl₃ (20 mL) was added dropwise chloroacetyl chloride (0.27 mL) at 0°C. The resulting mixture was stirred for 1 hour at the same temperature and diluted with CHCl₃ (20 mL). Water (10 mL) was then added dropwise with stirring to the mixture, followed by a saturated solution of NaHCO₃. The organic
25 layer was washed with water until neutrality and dried over Na₂SO₄. After evaporation of the solvent under reduced pressure, (6R,12aR)-methyl 1,2,3,4-tetrahydro-2-chloroacetyl-1-(3,4-methylenedioxyphenyl)-9H-pyrido[3,4-b]indole-3-carboxylate was obtained as an oil which was crystallised from ether to give a solid (0.38 g, m.p. : 233°C) which was used without further purification in the
30 next step.

b) To a stirred suspension of the chloroacetyl intermediate (0.37 g) in MeOH (20 mL) was added at room temperature a solution of methylamine (33% in

5 EtOH) (0.4 mL) and the resulting mixture was heated at 50°C under N₂ for 16 hours. The solvent was removed under reduced pressure and the residue was dissolved in CH₂Cl₂ (50 mL). After washing with water (3x20 mL), drying over Na₂SO₄ and evaporating to dryness, the residue was purified by flash chromatography eluting with CH₂Cl₂/MeOH (99/1) and recrystallised from 2-propanol to give the title compound as white crystals (0.22 g)

m.p. : 302-303°C.

Analysis for C₂₂H₁₉N₃O₄:

Calculated: C, 67.86; H, 4.92; N, 10.79;

10 Found: C, 67.77; H, 4.92; N, 10.74%.

$[\alpha]_{D}^{20} = +71.0^{\circ}$ (C=1.00; CHCl₃).

Example 2 (117) (Compound B)

15 (3S, 6R, 12aR)-2,3,6,7,12,12a-hexahydro-2,3-dimethyl-6-(3,4-methylenedioxyphenyl)-pyrazino[2',1':6,1]pyrido[3,4-b]indole-1,4-dione

20 To a stirred solution of intermediate 2 (0.3 g, 0.68 mmol) in THF (30 mL) was added at room temperature a solution of methylamine (33 % in EtOH) (0.68 mL) and the resulting solution was treated at reflux under N₂ for 6 days. The solvent was removed under reduced pressure and the residue was dissolved in CH₂Cl₂ (50 mL). After washing with water (2,25 mL), drying over Na₂SO₄ and evaporating to dryness, the crude product was purified by flash chromatography eluting with dichloromethane/methanol : 99/1. The oily residue obtained was crystallised from methanol to give the title compound as white crystals (40 mg) m.p. : 307-309°C.

25 Analysis for C₂₃H₂₁N₃O₄ :

Calculated : C, 68.47 ; H, 5.25 ; N, 10.42 ;

Found : C, 68.35; H, 5.33; N, 10.42%.

$[\alpha]_{D}^{20} = +65.2^{\circ}$ (c = 1.15 ; CHCl₃).

The following compound was similarly prepared:

Example 3

5 (3S, 6R, 12aR)-2,3,6,7,12,12a-Hexahydro-3-methyl-6-(3,4-methylenedioxyphenyl)-pyrazino[2',1':6,1]pyrido[3,4-b]indole -1,4-dione as white crystals using ammonia as the base.

m.p. : 319-321°C.

Analysis for C₂₂H₁₉N₃O₄ :

Calculated : C, 67.86 ; H, 4.92 ; N, 10.79 ;

Found : C, 67.86; H, 5.17; N, 10.72%.

10 $[\alpha]^{20}_D = + 107^\circ$ (c = 1 ; pyridine).

Compounds A and B have been included in pharmacy formulations and details of such formulations are given below.

15 TABLETS FOR ORAL ADMINISTRATION

A. Direct Compression

1.	mg/tablet
Active ingredient	50.0
Crospovidone USNF	8.0
Magnesium Stearate Ph Eur	1.0
Anhydrous Lactose	141.0

The active ingredient was sieved and blended with the excipients. The resultant mix was compressed into tablets.

2.	mg/tablet
Active ingredient	50.0
Colloidal Silicon Dioxide	0.5
Crospovidone	8.0
Sodium Lauryl Sulphate	1.0
Magnesium Stearate Ph Eur	1.0
Microcrystalline Cellulose USNF	139.5

The active ingredient was sieved and blended with the excipients. The resultant mix was compressed into tablets.

B. WET GRANULATION

5

1.	mg/tablet
Active ingredient	50.0
Polyvinyl pyrrolidone	150.0
Polyethylene glycol	50.0
Polysorbate 80	10.0
Magnesium Stearate Ph Eur	2.5
Croscarmellose Sodium	25.0
Colloidal Silicon Dioxide	2.5
Microcrystalline Cellulose USNF	210.0

5

The polyvinyl pyrrolidone, polyethylene glycol and polysorbate 80 were dissolved in water. The resultant solution was used to granulate the active ingredient. After drying the granules were screened, then extruded at elevated temperatures and pressures. The extrudate was milled and/or screened then was blended with the microcrystalline cellulose, croscarmellose sodium, colloidal silicon dioxide and magnesium stearate. The resultant mix was compressed into tablets.

2.	mg/tablet
Active ingredient	50.0
Polysorbate 80	3.0
Lactose Ph Eur	178.0
Starch BP	45.0
Pregelatinised Maize Starch BP	22.5
Magnesium Stearate BP	1.5

10

The active ingredient was sieved and blended with the lactose, starch and pregelatinised maize starch. The polysorbate 80 was dissolved in purified water. Suitable volumes of the polysorbate 80 solution were added and the powders were granulated. After drying, the granules were screened and blended with the magnesium stearate. The granules were then compressed into tablets.

15

Tablets of other strengths may be prepared by altering the ratio of active ingredient to the other excipients.

FILM COATED TABLETS

The aforementioned tablet formulations were film coated.

Coating Suspension	% w/w
--------------------	-------

15

Opadry white†	13.2
Purified water Ph Eur	to 100.0*

* The water did not appear in the final product. The maximum theoretical weight of solids applied during coating was 20mg/tablet.

† Opadry white is a proprietary material obtainable from Colorcon Limited, UK which contains hydroxypropyl methylcellulose, titanium dioxide and triacetin.

The tablets were film coated using the coating suspension in conventional film coating equipment.

CAPSULES

10

1.	mg/capsule
Active ingredient	50.0
Lactose	148.5
Polyvinyl pyrrolidone	100.0
Magnesium Stearate	1.5

The active ingredient was sieved and blended with the excipients. The mix was filled into size No. 1 hard gelatin capsules using suitable equipment.

2.	mg/capsule
Active ingredient	50.0
Microcrystalline Cellulose	233.5
Sodium Lauryl Sulphate	3.0

16

Crospovidone	12.0
Magnesium Stearate	1.5

The active ingredient was sieved and blended with the excipients. The mix was filled into size No. 1 hard gelatin capsules using suitable equipment.

5 Other doses may be prepared by altering the ratio of active ingredient to excipient, the fill weight and if necessary changing the capsule size.

3.	mg/capsule
Active ingredient	50.0
Labrafil M1944CS	to 1.0 ml

The active ingredient was sieved and blended with the Labrafil. The suspension was filled into soft gelatin capsules using appropriate equipment.

10 Inhibitory effect on cGMP-PDE

cGMP-PDE activity of compounds of the present invention was measured using a one-step assay adapted from Wells et al. (Wells, J. N., Baird, C. E., Wu, Y. J. and Hardman, J. G., Biochim. Biophys. Acta 384, 430 (1975)). The reaction medium contained 50mM Tris-HCl, pH 7.5, 5mM Mg-acetate, 250µg/ml 5'-Nucleotidase, 1mM EGTA and 0.15µM 8-[H³]-cGMP. The enzyme used was a human recombinant PDE V (ICOS, Seattle USA).

15
20 Compounds of the invention were dissolved in DMSO finally present at 2% in the assay. The incubation time was 30 minutes during which the total substrate conversion did not exceed 30%.

The IC₅₀ values for the compounds examined were determined from concentration-response curves using typically concentrations ranging from 10nM to 10µM. Tests against other PDE enzymes using standard methodology also

showed that compounds of the invention are highly selective for the cGMP specific PDE enzyme.

-cGMP level measurements

- 5 Rat aortic smooth muscle cells (RSMC) prepared according to Chamley et al. in Cell Tissue Res. 177, 503 - 522 (1977) were used between the 10th and 25th passage at confluence in 24-well culture dishes. Culture media was aspirated and replaced with PBS (0.5ml) containing the compound tested at the appropriate concentration. After 30 minutes at 37°C, particulates guanylate cyclase was stimulated by addition of ANF (100nM) for 10 minutes. At the end of incubation, the medium was withdrawn and two extractions were performed by addition of 65% ethanol (0.25ml). The two ethanolic extracts were pooled and evaporated until dryness, using a Speed-vac system. c-GMP was measured after acetylation by scintillation proximity immunoassay (AMERSHAM).
- 10
- 15

- The compounds according to the present invention were typically found to exhibit an IC₅₀ value of less than 500nM, and an EC₅₀ value of less than 5. In vitro test data for representative compounds of the invention is given in following Table 1:
- 20

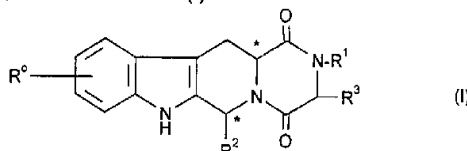
Table 1

Example No.	IC ₅₀ nM	EC ₅₀ μM
1	2	0.2
2	2	0.2

- 25 The above data demonstrates the ability of the subject compounds of the invention to inhibit cGMP PDE, and hence their utility in the treatment of erectile dysfunction substantially as hereinbefore described.

CLAIMS

1. Use of a compound of formula (I):

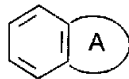


5 and salts and solvates (e.g. hydrates) thereof, in which:

R⁰ represents hydrogen, halogen or C₁₋₆ alkyl;

R¹ represents hydrogen, C₁₋₆ alkyl, C₂₋₆ alkenyl, C₂₋₆ alkynyl, haloC₁₋₆ alkyl, C₃₋₈ cycloalkyl, C₃₋₈ cycloalkylC₁₋₃ alkyl, arylC₁₋₃ alkyl or heteroarylC₁₋₃ alkyl;

10 R² represents an optionally substituted monocyclic aromatic ring selected from benzene, thiophene, furan and pyridine or an optionally substituted bicyclic



ring attached to the rest of the molecule via one of the benzene ring carbon atoms and wherein the fused ring A is a 5- or 6-membered ring which may be saturated or partially or fully unsaturated and comprises carbon atoms and optionally one or two heteroatoms selected from oxygen, sulphur and nitrogen; and

15 R³ represents hydrogen or C₁₋₃ alkyl, or R¹ and R³ together represent a 3- or 4- membered alkyl or alkenyl chain;

for the manufacture of a medicament for the curative or prophylactic treatment of erectile dysfunction in a male animal, including man.

20

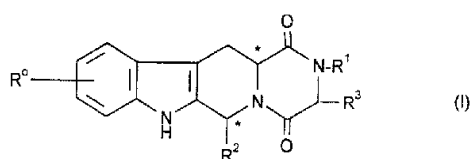
2. Use of a compound selected from

(6R, 12aR)-2,3,6,7,12,12a-hexahydro-2-methyl-6-(3,4-methylenedioxyphenyl)-pyrazino[2',1':6,1]pyrido[3,4-b]indole-1,4-dione; and

25 (3S, 6R, 12aR)-2,3,6,7,12,12a-hexahydro-2,3-dimethyl-6-(3,4-methylenedioxyphenyl)-pyrazino[2',1':6,1]pyrido[3,4-b]indole-1,4-dione;

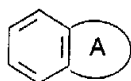
and physiologically acceptable salts and solvates thereof for the manufacture of a medicament for the curative or prophylactic treatment of erectile dysfunction in a male animal, including man.

- 5 3. Method for the curative or prophylactic treatment of erectile dysfunction in a male animal, including man, comprising administration of a compound of formula (I):



and salts and solvates (e.g. hydrates) thereof, in which:

- 10 R^0 represents hydrogen, halogen or C_{1-6} alkyl;
 R^1 represents hydrogen, C_{1-6} alkyl, C_{2-6} alkenyl, C_{2-6} alkynyl, halo C_{1-6} alkyl, C_{3-8} cycloalkyl, C_{3-8} cycloalkyl C_{1-3} alkyl, aryl C_{1-3} alkyl or heteroaryl C_{1-3} alkyl;
 R^2 represents an optionally substituted monocyclic aromatic ring selected from benzene, thiophene, furan and pyridine or an optionally substituted bicyclic



- 15 ring attached to the rest of the molecule via one of the benzene ring carbon atoms and wherein the fused ring A is a 5- or 6-membered ring which may be saturated or partially or fully unsaturated and comprises carbon atoms and optionally one or two heteroatoms selected from oxygen, sulphur and nitrogen; and

- 20 R^3 represents hydrogen or C_{1-3} alkyl, or R^1 and R^3 together represent a 3- or 4- membered alkyl or alkenyl chain.

4. Method for the curative or prophylactic treatment of erectile dysfunction in a male animal, including man, comprising administration of a compound selected from

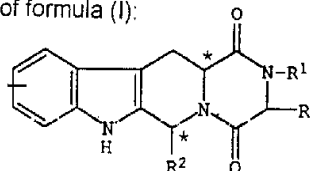
25 (6R,12aR)-2,3,6,7,12,12a-hexahydro-2-methyl-6-(3,4-methylenedioxyphenyl)-pyrazino[2',1':6,1]pyrido[3,4-b]indole -1,4-dione; and

(3S, 6R, 12aR)-2,3,6,7,12,12a-hexahydro-2,3-dimethyl-6-(3,4-methylenedioxyphenyl)-pyrazino[2'1':6,1]pyrido[3,4-b]indole-1,4-dione

and physiologically acceptable salts and solvates thereof.

5. Use of a compound of formula (I):

5



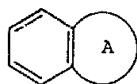
and salts and solvates (e.g. hydrates) thereof, in which:

R⁰ represents hydrogen, halogen or C₁₋₆ alkyl;

R¹ represents hydrogen, C₁₋₆alkyl, C₂₋₆alkenyl, C₂₋₆alkynyl, haloC₁₋₆alkyl,

10 C₃₋₈cycloalkyl, C₃₋₈cycloalkylC₁₋₃alkyl, arylC₁₋₃alkyl or heteroarylC₁₋₃alkyl;

R² represents an optionally substituted monocyclic aromatic ring selected from benzene, thiophene, furan and pyridine or an optionally substituted bicyclic ring

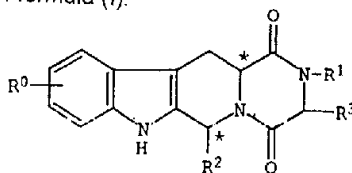


15 ring carbon atoms and wherein the fused ring A is a 5- or 6-membered ring which may be saturated or partially or fully unsaturated and comprises carbon atoms and optionally one or two heteroatoms selected from oxygen, sulphur and nitrogen; and

20 R³ represents hydrogen or C₁₋₃alkyl, or R¹ and R³ together represent a 3- or 4-membered alkyl or alkenyl chain;

for the manufacture of a medicament for the curative or prophylactic treatment of erectile dysfunction in a male animal, including man.

6. A method for the curative or prophylactic treatment of erectile dysfunction in a male animal, including man, comprising administering to said male animal a
25 compound of formula (I):



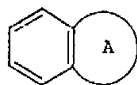
and salts and solvates (e.g. hydrates) thereof, in which:

R⁰ represents hydrogen, halogen or C₁₋₆ alkyl;

R¹ represents hydrogen, C₁₋₆alkyl, C₂₋₆alkenyl, C₂₋₆alkynyl, haloC₁₋₆alkyl,

5 C₃₋₈cycloalkyl, C₃₋₈cycloalkylC₁₋₃alkyl, arylC₁₋₃alkyl or heteroarylC₁₋₃alkyl;

R² represents an optionally substituted monocyclic aromatic ring selected from benzene, thiophene, furan and pyridine or an optionally substituted bicyclic ring



10 attached to the rest of the molecule via one of the benzene ring carbon atoms and wherein the fused ring A is a 5- or 6-membered ring which may be saturated or partially or fully unsaturated and comprises carbon atoms and optionally one or two heteroatoms selected from oxygen, sulphur and nitrogen; and

15 R³ represents hydrogen or C₁₋₃alkyl, or R¹ and R³ together represent a 3- or 4-membered alkyl or alkenyl chain.

7. Use of a compound selected from (6R,12aR)-2,3,6,7,12,12a-hexahydro-2-methyl-6-(3,4-methylenedioxyphenyl)-pyrazino[2',1':6,1]pyrido[3,4-b]indole -1,4-dione; and

20 (3S, 6R, 12aR)-2,3,6,7,12,12a-hexahydro-2,3-dimethyl-6-(3,4-methylenedioxyphenyl)-pyrazino[2',1':6,1]pyrido[3,4-b]indole-1,4-dione and physiologically acceptable salts and solvates thereof for the manufacture of a medicament for the curative or prophylactic treatment of erectile dysfunction in a male animal, including man.

25 8. A method for the curative or prophylactic treatment of erectile dysfunction in a male animal, including man, comprising administering to said male animal a compound selected from (6R,12aR)-2,3,6,7,12,12a-hexahydro-2-methyl-6-(3,4-methylenedioxyphenyl)-pyrazino[2',1':6,1]pyrido[3,4-b]indole -1,4-dione; and

(3S, 6R, 12aR)-2,3,6,7,12,12a-hexahydro-2,3-dimethyl-6-(3,4-methylenedioxyphenyl)-pyrazino[2',1':6,1]pyrido[3,4-b]indole-1,4-dione

and physiologically acceptable salts and solvates thereof.

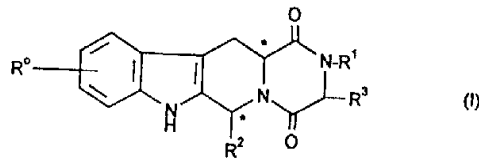
9. A method for the treatment of erectile dysfunction in a male animal, including man, comprising administering, either simultaneously, separately or sequentially, to said male animal a combination of a compound selected from

(6R,12aR)-2,3,6,7,12,12a-hexahydro-2-methyl-6-(3,4-methylenedioxyphenyl)-pyrazino[2',1':6,1]pyrido[3,4-b]indole-1,4-dione; and

(3S, 6R, 12aR)-2,3,6,7,12,12a-hexahydro-2,3-dimethyl-6-(3,4-methylenedioxyphenyl)-pyrazino[2',1':6,1]pyrido[3,4-b]indole-1,4-dione

and physiologically acceptable salts and solvates thereof, together with another therapeutically active agent useful in the treatment of erectile dysfunction.

10. A method for the curative or prophylactic treatment of erectile dysfunction in a male animal, including man, comprising administration of a compound of formula (I):



and salts and solvates (e.g. hydrates) thereof, in which:

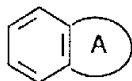
R⁰ represents hydrogen, halogen or C₁₋₆ alkyl;

R¹ represents hydrogen, C₁₋₆alkyl, C₂₋₆alkenyl, C₂₋₆alkynyl,

haloC₁₋₆alkyl, C₃₋₈cycloalkyl, C₃₋₈cycloalkylC₁₋₃alkyl, arylC₁₋₃alkyl or heteroarylC₁₋₃alkyl;




R² represents an optionally substituted monocyclic aromatic ring selected from benzene, thiophene, furan and pyridine or an optionally substituted bicyclic



5 ring attached to the rest of the molecule via one of the benzene ring carbon atoms and wherein the fused ring A is a 5- or 6-membered ring which may be saturated or partially or fully unsaturated and comprises carbon atoms and optionally one or two heteroatoms selected from oxygen, sulphur and nitrogen; and

10 R³ represents hydrogen or C₁₋₃ alkyl, or R¹ and R³ together represent a 3- or 4-membered alkyl or alkenyl chain;



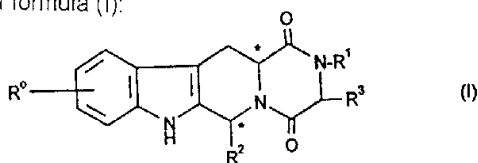
the method further comprising the administration of another therapeutically active agent useful in the treatment of erectile dysfunction.



11. A method according to claim 9, wherein the combination further comprises a pharmaceutically acceptable diluent or carrier.



12. A method for the curative or prophylactic treatment of sexual dysfunction in a female animal, including a woman, comprising administering to said animal a compound of formula (I):



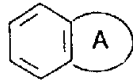
and salts and solvates (e.g., hydrates) thereof, in which:

R⁰ represents hydrogen, halogen, or C₁₋₆alkyl;

25 R¹ represents hydrogen, C₁₋₆alkyl, C₂₋₆alkenyl, C₂₋₆alkynyl, haloC₁₋₆alkyl, C₃₋₈cycloalkyl, C₃₋₈cyclo-alkylC₁₋₃alkyl, arylC₁₋₃alkyl or heteroaryl C₁₋₃alkyl;



R^2 represents an optionally substituted mono-cyclic aromatic ring selected from benzene, thiophene, furan, and pyridine or an optionally substituted bicyclic ring

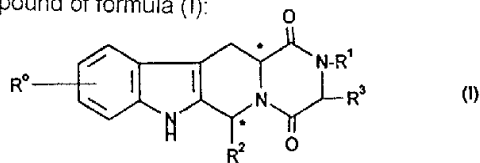


5

attached to the rest of the molecule via one of the benzene ring carbon atoms and wherein the fused ring A is a 5- or 6-membered ring which may be saturated or partially or fully unsaturated and comprises carbon atoms and optionally one or two heteroatoms selected from oxygen, sulphur, and nitrogen; and

10 R^3 represents hydrogen or C_{1-3} alkyl, or R^1 and R^3 together represent a 3- or 4-membered alkyl or alkenyl chain.

13. Use of a compound of formula (I):



15 and salts and solvates (e.g., hydrates) thereof, in which:

R^0 represents hydrogen, halogen, or C_{1-6} alkyl;

R^1 represents hydrogen, C_{1-6} alkyl, C_{2-6} alkenyl, C_{2-6} alkynyl, halo C_{1-6} alkyl, C_{3-6} cycloalkyl, C_{3-6} cyclo-alkyl C_{1-3} alkyl, aryl C_{1-3} alkyl or heteroaryl C_{1-3} alkyl;

20 R^2 represents an optionally substituted mono-cyclic aromatic ring selected from benzene, thiophene, furan, and pyridine or an optionally substituted bicyclic ring



attached to the rest of the molecule via one of the benzene ring carbon atoms and wherein the fused ring A is a 5- or 6-membered ring which may be saturated or partially or fully unsaturated and comprises carbon atoms and optionally one or two heteroatoms selected from oxygen, sulphur, and nitrogen; and

- 5 R³ represents hydrogen or C₁₋₃alkyl, or R¹ and R³ together represent a 3- or 4-membered alkyl or alkenyl chain

for the manufacture of a medicament for the curative or prophylactic treatment of female sexual dysfunction.

14. The method of claim 12 or the use of claim 13 wherein the sexual
10 dysfunction is an orgasmic dysfunction.

15. A method according to any one of claims 3, 4, 6, 8, 9, 10, 11, 12 and 14 wherein the compound or combination is administered orally.

16. The use according to any one of claims 1, 2, 5, 7 and 13 wherein the medicament is adapted for oral administration.

- 15 17. A method according to any one of claims 3, 4, 6, 8, 9, 10, 11, 12, 14 or 15 wherein the compound is administered at a dosage of approximately 12mg/kg of bodyweight of animal/day.

18. The use according to any one of claims 1, 2, 5, 7, 13 and 16 wherein the medicament contains approximately 0.1-400mg of the compound.

- 20 19. The use of claim 18 wherein the medicament contains approximately 0.2-400mg of the compound.