



US00D505282S

(12) **United States Design Patent** (10) **Patent No.:** **US D505,282 S**
Miyakawa (45) **Date of Patent:** **** May 24, 2005**

(54) **DINING TABLE**

(74) *Attorney, Agent, or Firm*—Pitney Hardin LLP

(76) Inventor: **Takashi Miyakawa**, 368 Broome St.,
Apt. BFE, New York, NY (US) 10013

(57) **CLAIM**

(**) Term: **14 Years**

The ornamental design for the dining table, as shown and described.

(21) Appl. No.: **29/202,541**

(22) Filed: **Mar. 31, 2004**

DESCRIPTION

(51) **LOC (7) Cl.** **06-06**

FIG. 1 is a perspective view of a dining table showing my new design;

(52) **U.S. Cl.** **D6/484; D6/485**

FIG. 2 is a top plan view thereof;

(58) **Field of Search** D6/480–489, 495–499,
D6/511; 108/153.1, 155, 156, 157.1, 161;
248/188, 188.1, 188.8

FIG. 3 is a front elevational view thereof, and rear elevational view thereof being identical to FIG. 3; and,

(56) **References Cited**

FIG. 4 is the bottom plan view thereof.

U.S. PATENT DOCUMENTS

FIG. 5 is the right-side elevational view thereof, the left-side thereof being identical to FIG. 5; and,

- D227,329 S * 6/1973 Grossman D6/485
- D270,411 S * 9/1983 DeGregori D6/480
- D334,312 S * 3/1993 Glass D6/484
- D355,789 S * 2/1995 Tarlow D6/428

FIG. 6 is the cross sectional view taken along line 6—6 of FIG. 3.


OTHER PUBLICATIONS

Interiors. Nov. 1984, p. 52, table 2nd from bottom.*

* cited by examiner

Primary Examiner—Janice E. Seeger

1 Claim, 4 Drawing Sheets



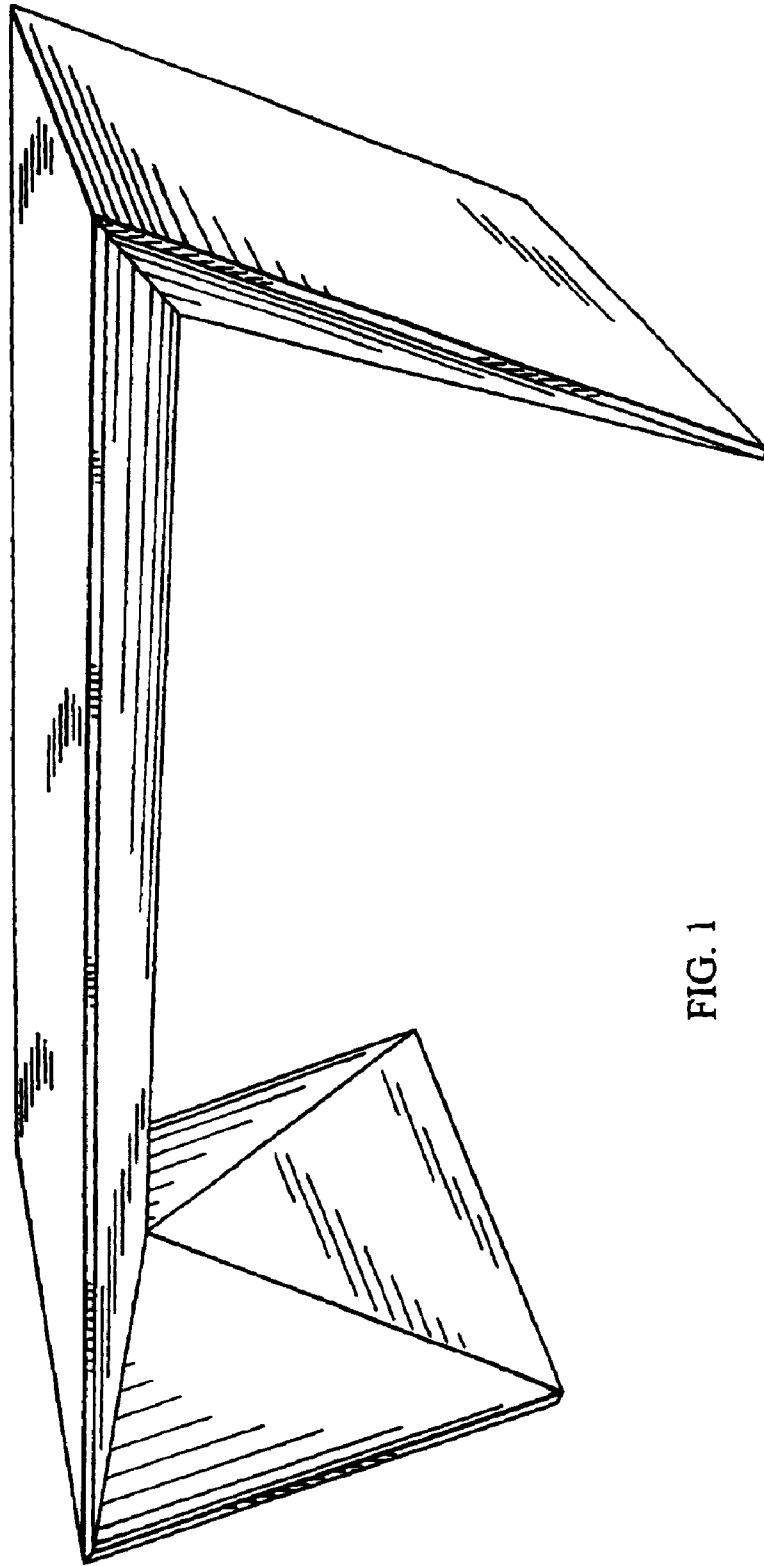


FIG. 1

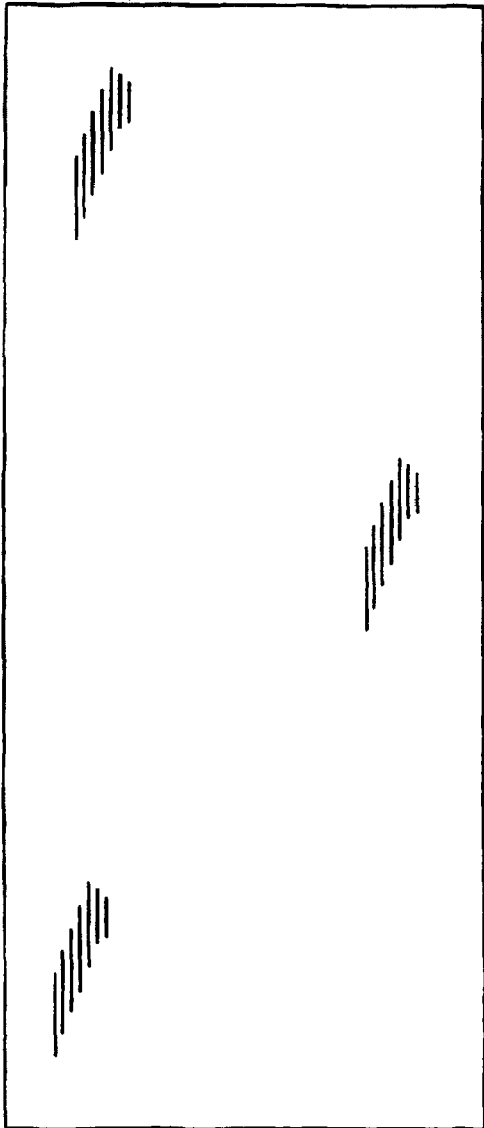


FIG. 2

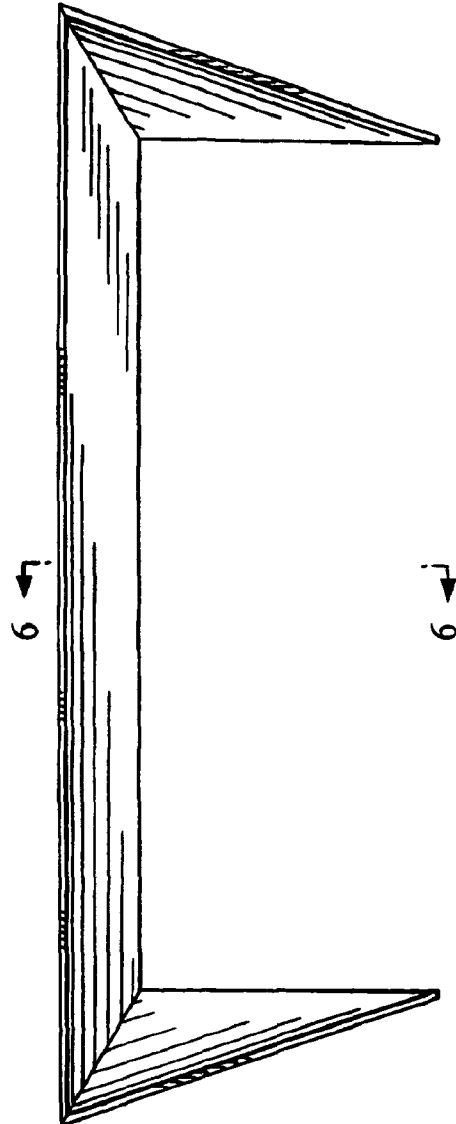


FIG. 3




FIG. 4




FIG. 5

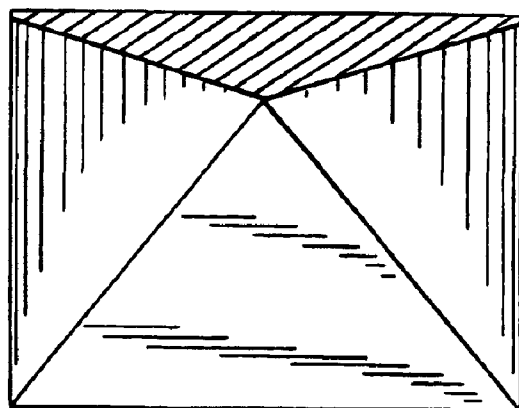


FIG. 6