



US00D440231S

(12) **United States Design Patent**  
**Craford et al.**

(10) **Patent No.:** **US D440,231 S**

(45) **Date of Patent:** **\*\* Apr. 10, 2001**

(54) **PUMP HAVING A BELL-SHAPED HOUSING**

(75) Inventors: **David Craford; John Grieves**, both of Bromma; **Anders Ekstrom; Jonas Klang**, both of Taby; **Stefan Ramstrom**, Vallentuna, all of (SE)

(73) Assignee: **ITT Manufacturing Enterprises Inc.**, Wilmington, DE (US)

(\*\*) Term: **14 Years**

(21) Appl. No.: **29/112,728**

(22) Filed: **Oct. 22, 1999**

(51) **LOC (7) Cl.** ..... **15-02**

(52) **U.S. Cl.** ..... **D15/7**

(58) **Field of Search** ..... D15/7-9; 417/395, 417/413, 375, 415, 424, 552, 359, 410.1; 60/318; 415/182.1, 80, 219 C; 418/259

(56) **References Cited**

**U.S. PATENT DOCUMENTS**

- D. 252,811 \* 9/1979 Arakawa ..... D15/7
- D. 284,380 \* 6/1986 Berg et al. .... D15/7

- D. 338,891 \* 8/1993 Folk ..... D15/7
- D. 339,144 \* 9/1993 Cline ..... D15/7
- D. 364,172 \* 11/1995 Jensen et al. .... D15/7
- 3,824,035 \* 7/1974 Laing ..... 415/215.1
- 4,407,641 \* 10/1983 Long ..... 415/356

\* cited by examiner

*Primary Examiner*—Ralf Seifert

(74) *Attorney, Agent, or Firm*—Arthur L. Plevy; Buchanan Ingersoll PC

(57) **CLAIM**

The ornamental design for a pump having a bell-shaped housing, as shown.

**DESCRIPTION**


FIG. 1 is a perspective view of the pump looking from the outlet.

FIG. 2 is a perspective view of the pump at the inlet end; and,

FIG. 3 is a perspective view of the pump.

It is noted that the pump, as depicted, has a bell-shaped housing which is relatively symmetrical about a centerline.

**1 Claim, 3 Drawing Sheets**






FIGURE 1




FIGURE 2




FIGURE 3