



US0D1042842S

(12) **United States Design Patent**
Gorfinkel et al.

(10) **Patent No.:** **US D1,042,842 S**

(45) **Date of Patent:** **** Sep. 17, 2024**

- (54) **INTRAORAL SCANNER WAND**
- (71) Applicant: **Align Technology, Inc.**, San Jose, CA (US)
- (72) Inventors: **Roece Gorfinkel**, Yavne (IL); **Ariel Shalev**, Beit Shemesh (IL); **Nir Makmel**, Tel Aviv (IL); **Benny Gordon**, Hod HaSharon (IL); **Eddy Pincu**, Tel Aviv (IL); **Osnat Zac**, Haifa (IL); **Eran Ishay**, Tel Aviv (IL)
- (73) Assignee: **Align Technology, Inc.**, San Jose, CA (US)

D460,074	S *	7/2002	Ponnert	D14/426
6,463,344	B1	10/2002	Pavlovskaja et al.	
D467,660	S *	12/2002	Cianciosi	D24/152
D468,429	S *	1/2003	Bareth	D24/152
D470,240	S *	2/2003	Niedbala	D24/223
6,542,249	B1	4/2003	Kofman et al.	
6,633,789	B1	10/2003	Nikolskiy et al.	
6,664,986	B1	12/2003	Kopelman et al.	
6,697,164	B1	2/2004	Babayoff et al.	

(Continued)

OTHER PUBLICATIONS

Shining3D Aoralscan, [site visited Feb. 15, 2024]. Available from Internet. URL: <https://www.go3dpro.com/aoralscan-3-wireless-intraoral-scanner.html> (Year: 2024).*

Primary Examiner — T Chase Nelson
Assistant Examiner — Kelly L Gross
(74) *Attorney, Agent, or Firm* — Shay Glenn LLP

- (**) Term: **15 Years**
- (21) Appl. No.: **29/827,402**
- (22) Filed: **Feb. 18, 2022**
- (51) **LOC (14) Cl.** **24-02**
- (52) **U.S. Cl.**
USPC **D24/152; D24/137; D16/208**
- (58) **Field of Classification Search**
USPC D24/107, 158–161, 185, 186, 183, 184, D24/152, 176, 177, 178; D4/100, 114; D14/426; D16/208
CPC A61B 6/14; A61B 6/145; A61B 6/587; A61B 6/589; A61B 5/1077; A61B 5/0088; A61B 1/24; A61C 9/0053; A61C 9/006; A61C 9/0066; A61C 1/088; G06T 2207/30036
See application file for complete search history.

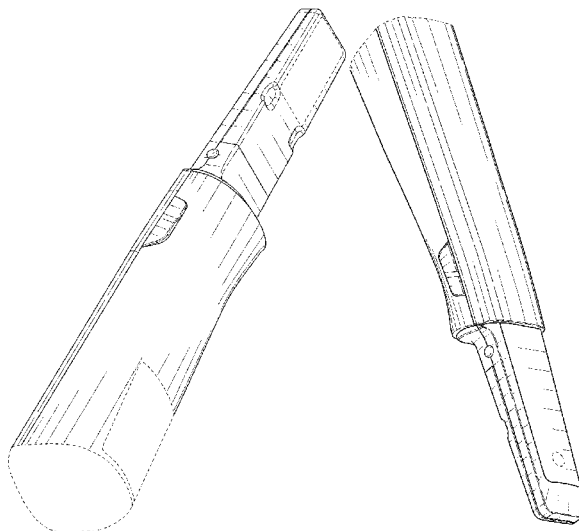
(57) **CLAIM**
The ornamental design for an intraoral scanner wand, as shown and described.

DESCRIPTION

FIG. 1 is a front elevation view of an intraoral scanner wand in accordance with the present invention; FIG. 2 is a back elevation view thereof; FIG. 3 is a left side elevation view thereof; FIG. 4 is a right side elevation view thereof; FIG. 5 is an enlarged top plan view thereof; FIG. 6 is an enlarged bottom plan view thereof; FIG. 7 is a front perspective view thereof; FIG. 8 is a back perspective view thereof; FIG. 9 is a second front perspective view thereof; and, FIG. 10 is a second perspective view thereof. The broken lines shown in the drawings are for the purpose of illustrating portions of the intraoral scanner wand that form no part of the claimed design.

- (56) **References Cited**
U.S. PATENT DOCUMENTS
D414,867 S * 10/1999 Moriwaki D24/152
6,099,314 A 8/2000 Kopelman et al.
D433,416 S * 11/2000 Strand D14/426
D444,557 S * 7/2001 Levaughn D24/146
6,334,772 B1 1/2002 Taub et al.
6,334,853 B1 1/2002 Kopelman et al.

1 Claim, 10 Drawing Sheets



(56)

References Cited

U.S. PATENT DOCUMENTS

6,845,175	B2	1/2005	Kopelman et al.		D827,834	S *	9/2018	Zhou	D24/176
6,979,196	B2	12/2005	Nikolskiy et al.		D829,212	S *	9/2018	Bidwell	D14/426
7,030,383	B2	4/2006	Babayoff et al.		10,076,389	B2	9/2018	Wu et al.		
D529,613	S *	10/2006	Fischer	10,098,714	B2	10/2018	Kuo		
D530,013	S *	10/2006	Fischer	10,108,269	B2	10/2018	Sabina et al.		
D540,946	S *	4/2007	Berry Pitts	10,111,581	B2	10/2018	Makmel		
7,202,466	B2	4/2007	Babayoff et al.		10,111,714	B2	10/2018	Kopelman et al.		
7,255,558	B2	8/2007	Babayoff et al.		10,123,706	B2	11/2018	Elbaz et al.		
D551,765	S *	9/2007	Berry Pitts	10,136,972	B2	11/2018	Sabina et al.		
7,286,954	B2	10/2007	Kopelman et al.		10,380,212	B2	8/2019	Elbaz et al.		
D558,345	S *	12/2007	Witt	10,390,913	B2	8/2019	Sabina et al.		
7,319,529	B2	1/2008	Babayoff		D862,697	S *	10/2019	Kenworthy	D24/158
7,373,286	B2	5/2008	Nikolskiy et al.		10,453,269	B2	10/2019	Furst		
D574,951	S *	8/2008	Reusch	10,456,043	B2	10/2019	Atiya et al.		
7,507,088	B2	3/2009	Taub et al.		D866,768	S *	11/2019	Zhou	D24/176
7,545,372	B2	6/2009	Kopelman et al.		10,499,793	B2	12/2019	Ozerov et al.		
D613,865	S *	4/2010	De Charentenay	10,504,386	B2	12/2019	Levin et al.		
7,698,068	B2	4/2010	Babayoff		10,507,087	B2	12/2019	Elbaz et al.		
D630,747	S *	1/2011	Shinohara	10,517,482	B2	12/2019	Sato et al.		
7,916,911	B2	3/2011	Kaza et al.		D878,588	S *	3/2020	Chang	D24/152
D638,944	S *	5/2011	Smith	D884,175	S *	5/2020	Aubailly	D24/152
8,108,189	B2	1/2012	Chelnokov et al.		10,695,150	B2	6/2020	Kopelman et al.		
8,244,028	B2	8/2012	Kuo et al.		D890,340	S *	7/2020	Wohnhaas	D24/158
D669,083	S *	10/2012	Brain	D890,341	S *	7/2020	Wohnhaas	D24/158
D674,091	S *	1/2013	Carlson	10,708,574	B2	7/2020	Furst et al.		
8,587,582	B2	11/2013	Matov et al.		D896,963	S *	9/2020	Buist, Sr.	D24/152
D722,164	S *	2/2015	Graham, II	10,772,506	B2	9/2020	Atiya et al.		
8,948,482	B2	2/2015	Levin		10,813,727	B2	10/2020	Sabina et al.		
D724,592	S *	3/2015	Han	D908,160	S *	1/2021	Sun	D16/208
D742,518	S	11/2015	Barak et al.		10,888,399	B2	1/2021	Kopelman et al.		
9,192,305	B2	11/2015	Levin		D910,850	S *	2/2021	Hansen	D24/152
D747,465	S *	1/2016	Homsy	10,952,816	B2	3/2021	Kopelman		
9,261,356	B2	2/2016	Lampert et al.		D915,594	S *	4/2021	Chang	D24/152
9,261,358	B2	2/2016	Atiya et al.		D916,288	S *	4/2021	Hansen	D24/152
9,299,192	B2	3/2016	Kopelman		10,980,613	B2	4/2021	Shanjani et al.		
D760,901	S	7/2016	Barak et al.		11,013,581	B2	5/2021	Sabina et al.		
9,393,087	B2	7/2016	Moalem		D925,739	S	7/2021	Shalev et al.		
9,408,679	B2	8/2016	Kopelman		11,096,765	B2	8/2021	Atiya et al.		
9,431,887	B2	8/2016	Boltanski		11,238,586	B2	2/2022	Minchenkov et al.		
9,439,568	B2	9/2016	Atiya et al.		11,367,192	B2	6/2022	Kopelman et al.		
9,451,873	B1	9/2016	Kopelman et al.		D959,651	S *	8/2022	Farmer	D24/113
D768,861	S	10/2016	Barak et al.		D966,394	S *	10/2022	Ackerman	D16/208
D771,817	S	11/2016	Barak et al.		D979,755	S *	2/2023	Teufel	D24/152
9,491,863	B2	11/2016	Boltanski		D987,078	S *	5/2023	Frenkler	D16/208
D774,193	S	12/2016	Makmel et al.		D988,513	S *	6/2023	Bassir	D24/152
9,510,757	B2	12/2016	Kopelman et al.		D989,311	S *	6/2023	Frenkler	D24/152
D780,182	S *	2/2017	Klein	D1,001,508	S *	10/2023	Zhu	D4/100
D785,176	S *	4/2017	Tseng	D1,005,857	S *	11/2023	Takahashi	D24/152
9,660,418	B2	5/2017	Atiya et al.		2019/0029784	A1	1/2019	Moalem et al.		
9,668,829	B2	6/2017	Kopelman		2019/0388193	A1	12/2019	Saphier et al.		
9,675,430	B2	6/2017	Verker et al.		2020/0281702	A1	9/2020	Kopelman et al.		
9,693,839	B2	7/2017	Atiya et al.		2020/0315434	A1	10/2020	Kopelman et al.		
D795,428	S *	8/2017	Rynerson	2020/0349705	A1	11/2020	Minchenkov et al.		
9,717,402	B2	8/2017	Lampert et al.		2020/0404243	A1	12/2020	Saphier et al.		
9,724,177	B2	8/2017	Levin		2021/0030503	A1	2/2021	Shalev et al.		
D797,107	S *	9/2017	Volta	2021/0045637	A1*	2/2021	Chang	A61B 1/00194
9,844,426	B2	12/2017	Atiya et al.		2021/0059796	A1	3/2021	Weiss et al.		
D810,293	S *	2/2018	Peel	2021/0068773	A1	3/2021	Moshe et al.		
D817,961	S *	5/2018	Han	2021/0121049	A1	4/2021	Rudnitsky et al.		
D820,985	S *	6/2018	McLean	2021/0128281	A1	5/2021	Peleg		
					2021/0137653	A1	5/2021	Saphier et al.		
					2021/0186667	A1*	6/2021	Abu-Tarif	A61B 1/00096
					2021/0196152	A1	7/2021	Saphier et al.		
					2022/0313094	A1*	10/2022	Lee	G01B 11/24
D827,823	S *	9/2018	Larsen						

* cited by examiner

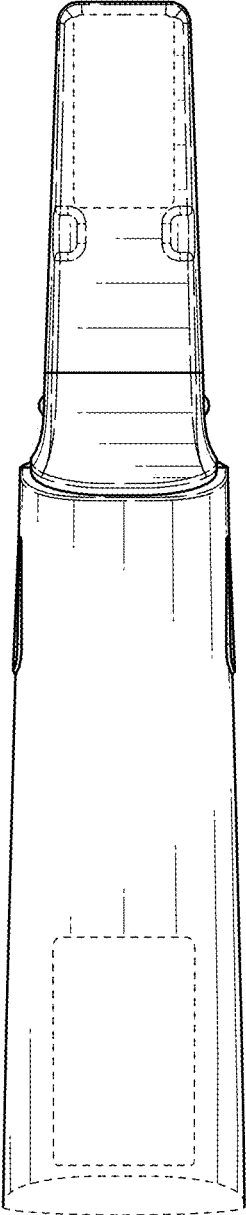


FIG. 1

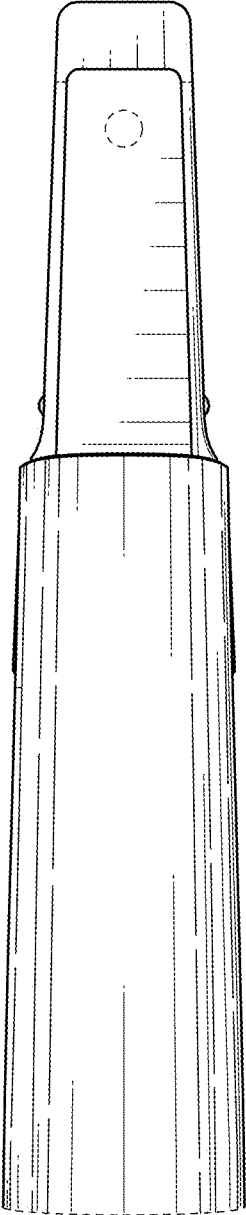


FIG. 2

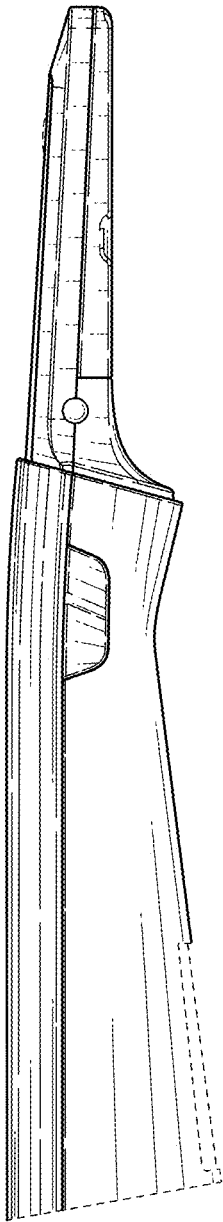


FIG. 3

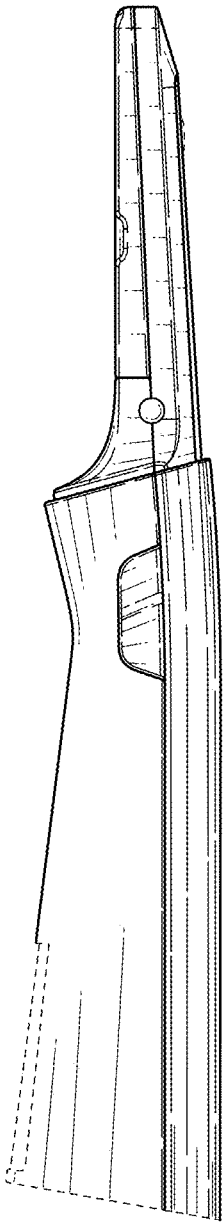


FIG. 4

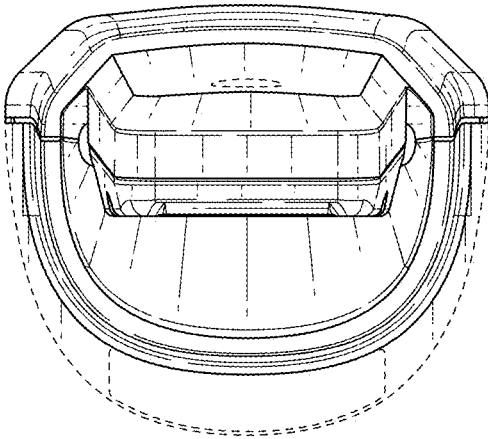


FIG. 5




FIG. 6

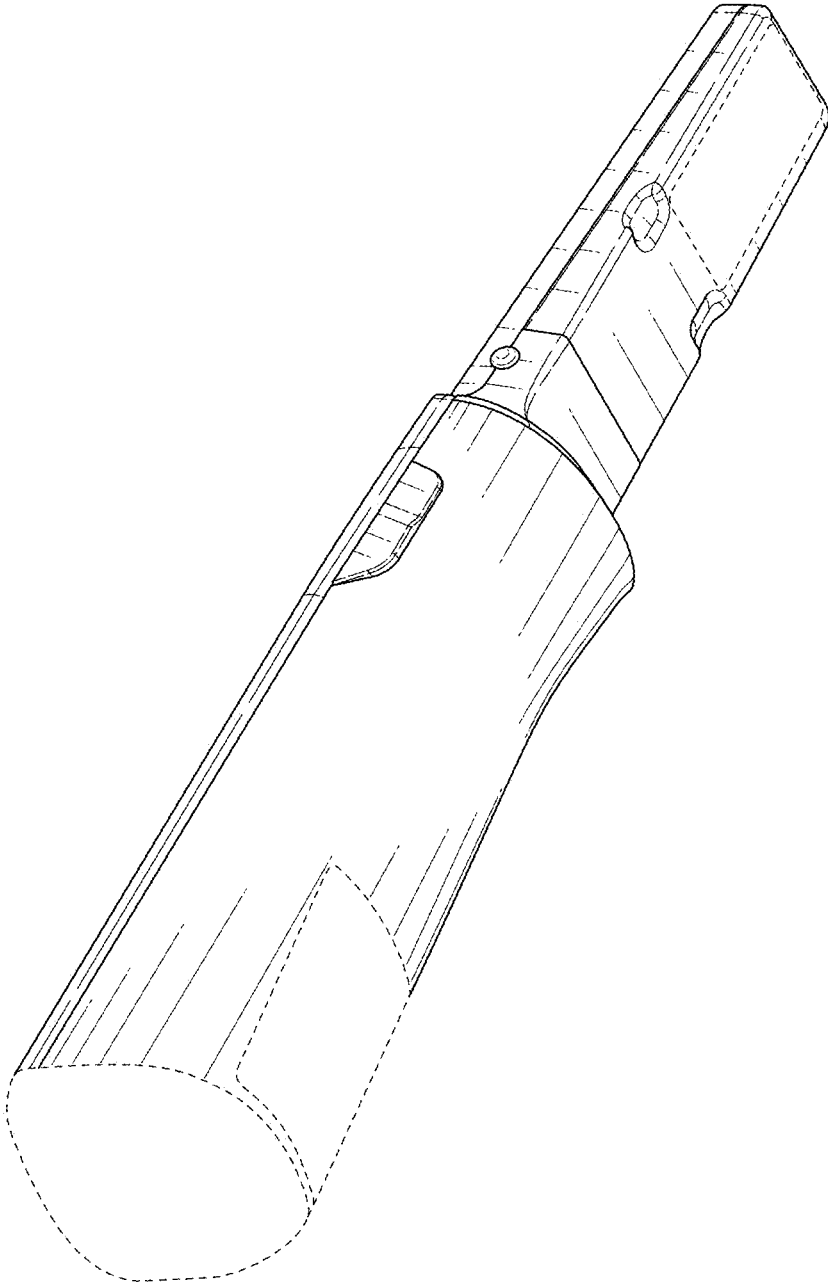


FIG. 7

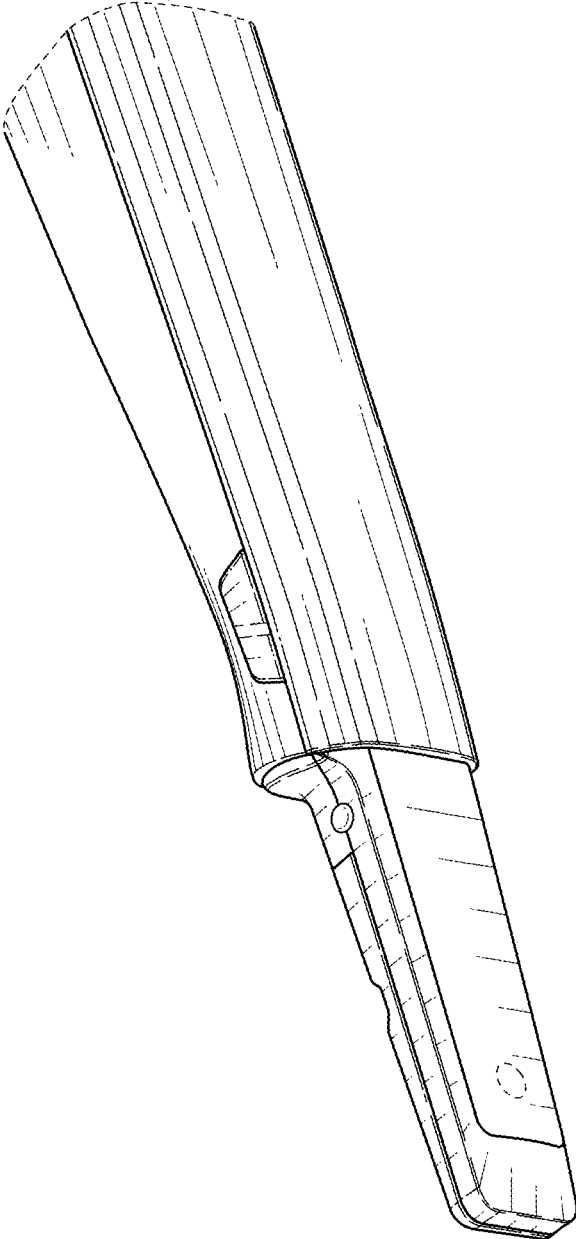


FIG. 8

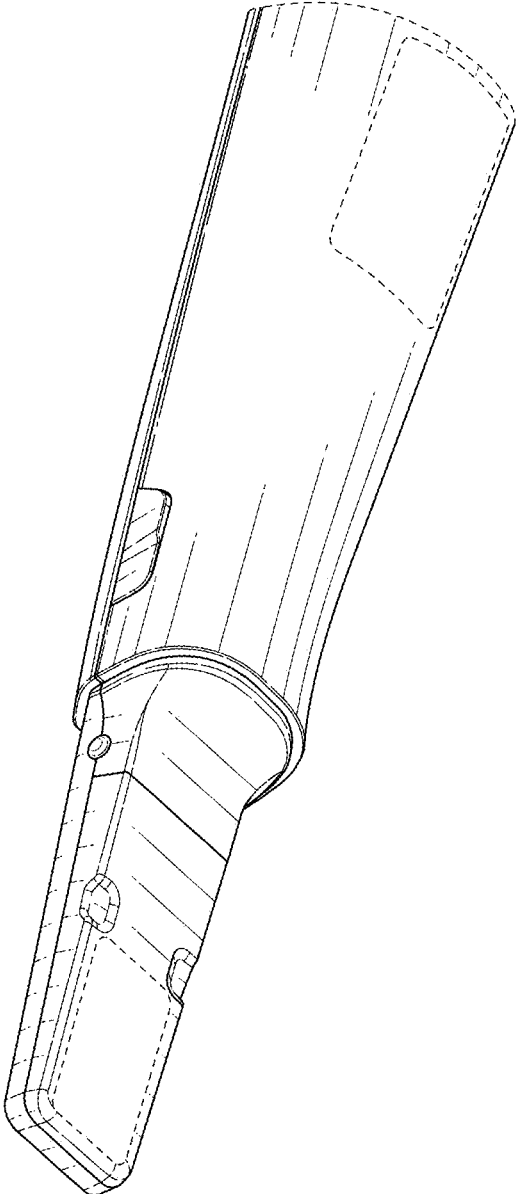


FIG. 9

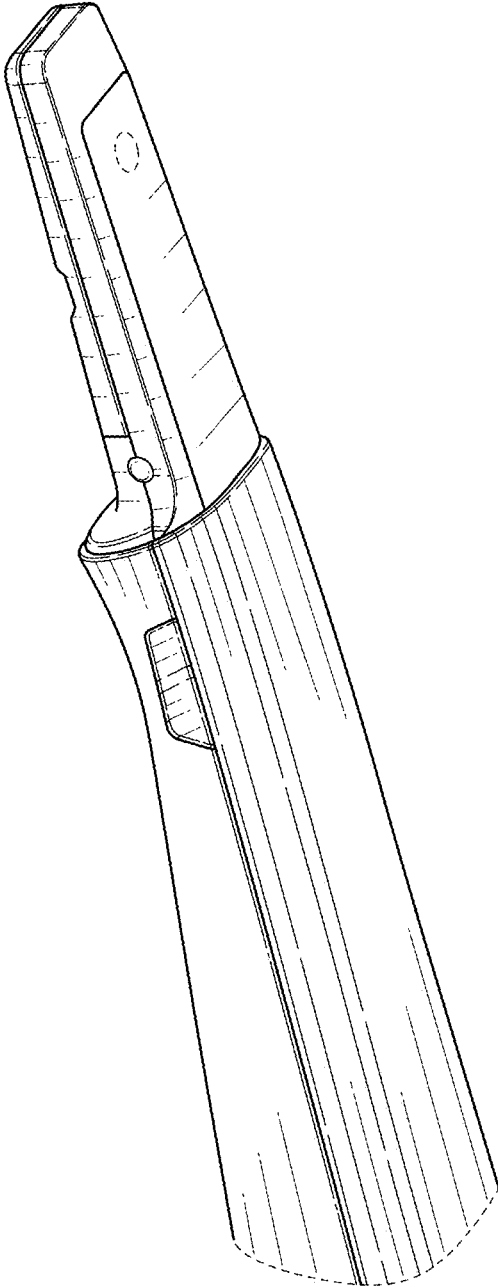


FIG. 10