



US00D400118S

United States Patent [19]
Itzkowitz

[11] **Patent Number:** **Des. 400,118**
[45] **Date of Patent:** ****Oct. 27, 1998**

[54] **BRACELET**

[75] Inventor: **Israel Itzkowitz**, N. Hollywood, Calif.

[73] Assignee: **Ambar Diamonds Inc.**, Los Angeles, Calif.

[**] Term: **14 Years**

[21] Appl. No.: **78,047**

[22] Filed: **Oct. 16, 1997**

[51] **LOC (6) Cl.** **11-01**

[52] **U.S. Cl.** **D11/4**

[58] **Field of Search** D11/3, 4, 12, 19,
D11/23, 25, 15, 6, 93, 94; 59/78, 80-83,
84-94; 63/1.1-4, 5.1, 5.2, 6-7, 11

[56] **References Cited**

U.S. PATENT DOCUMENTS

D. 12,370	7/1881	Wallace	D11/4
D. 142,940	11/1945	Benbow	D11/4
D. 142,941	11/1945	Benbow	D11/4
D. 148,114	12/1947	Pruett et al.	D11/4
D. 356,973	4/1995	Cerato	D11/15

Primary Examiner—Ralf Seifert
Attorney, Agent, or Firm—Howard C. Miskin

[57] **CLAIM**

The ornamental design for a bracelet, as shown and described.

DESCRIPTION

FIG. 1 is a perspective view of a bracelet showing my new design;
FIG. 2 is a front elevational view, the rear view being a mirror image thereof;
FIG. 3 is a left side view, the right side view being a mirror image thereof;
FIG. 4 is a top plan view thereof;
FIG. 5 is a bottom plan view thereof;
FIG. 6 is a perspective view of a bracelet showing a second embodiment of my new design; and,
FIG. 7 is a front elevational view of FIG. 6, the back elevational view being a mirror image with the remaining views corresponding to those of the first embodiment shown in FIG.1.

1 Claim, 6 Drawing Sheets





FIG. 1

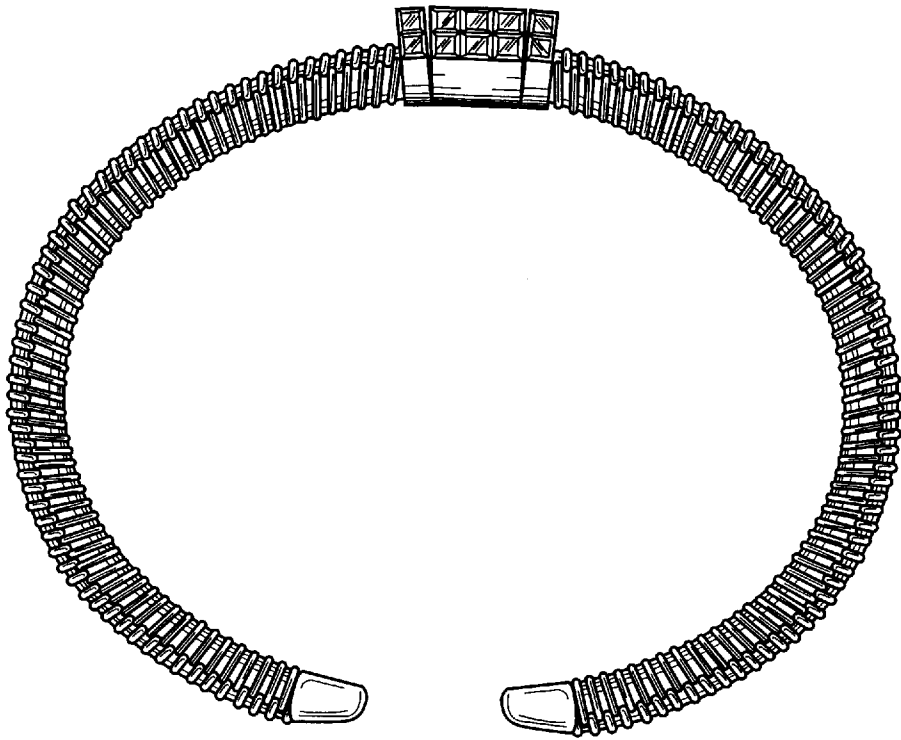


FIG. 2




FIG. 3




FIG. 4

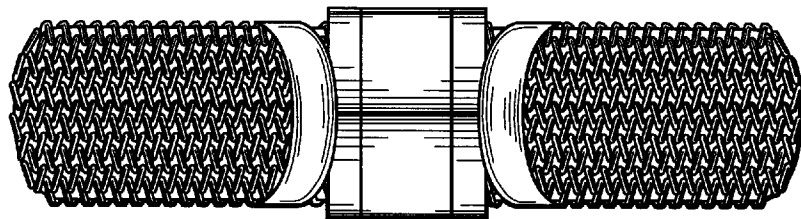


FIG. 5



FIG. 6




FIG. 7