



US00D965197S

(12) **United States Design Patent**
Huyghe

(10) **Patent No.:** **US D965,197 S**

(45) **Date of Patent:** **** Sep. 27, 2022**

- (54) **LIGHTING FIXTURE**
- (71) Applicant: **SIGNIFY HOLDING B.V.**, Eindhoven (NL)
- (72) Inventor: **Jeffrey Huyghe**, Heule (BE)
- (73) Assignee: **SIGNIFY HOLDING B.V.**, Eindhoven (NL)
- (**) Term: **15 Years**
- (21) Appl. No.: **29/702,492**
- (22) Filed: **Aug. 20, 2019**

D829,359 S *	9/2018	Zhang	D26/85
D834,235 S *	11/2018	Gambrel	D26/89
D917,759 S *	4/2021	Zhou	D26/72
D923,233 S *	6/2021	Liu	D26/85

- (30) **Foreign Application Priority Data**
- Feb. 21, 2019 (EM) 006264099-0001
- (51) **LOC (13) CL.** **26-03**
- (52) **U.S. CL.**
- USPC **D26/85**
- (58) **Field of Classification Search**
- USPC D26/72, 76, 78, 80, 85, 89
- CPC F21S 8/03; F21S 8/031; F21S 8/033; F21S 8/038; F21S 8/04; F21S 8/046
- See application file for complete search history.

OTHER PUBLICATIONS

Geometric Flush Mount Ceiling Fixture, SKU: 22696 available from litfad.com, visited Nov. 16, 2021. (Year: 2021).*

DENT wall mount luminaire from modular lighting instruments, PDFs dated Sep. 2019. (Year: 2019).*

YanCui Wall Mount Lights, ASIN: B01LXP7SJ9 available from amazon.com Sep. 30, 2016. (Year: 2016).*

Sonneman Inside Out Prism LED Sconce, ASIN: B01H1C9IS available from amazon.com May 3, 2016. (Year: 2016).*

* cited by examiner

Primary Examiner — Clare E Heflin
 (74) *Attorney, Agent, or Firm* — Daniel J. Piotrowski

- (56) **References Cited**
- U.S. PATENT DOCUMENTS**
- D136,382 S * 9/1943 Guth D26/138
- D168,812 S * 2/1953 Ulrick D26/67
- D186,855 S * 12/1959 Guth, Jr. D26/76
- D189,054 S * 10/1960 Jaffe, Jr. D26/85
- D394,518 S * 5/1998 Burrow 26/76
- D500,878 S * 1/2005 Lewis D26/76
- D565,229 S * 3/2008 Haugaard D26/72
- D738,563 S * 9/2015 Martins D26/118

- (57) **CLAIM**
- The ornamental design for a “lighting fixture,” as shown and described.

DESCRIPTION

FIG. 1 is a perspective view of the lighting fixture showing my design;

FIG. 2 is a side elevation view thereof;

FIG. 3 is an opposite side elevation view thereof;


FIG. 4 is a top plan view thereof;

FIG. 5 is a bottom plan view thereof;

FIG. 6 is a front elevation view thereof; and,

FIG. 7 is a rear elevation view thereof.

1 Claim, 4 Drawing Sheets



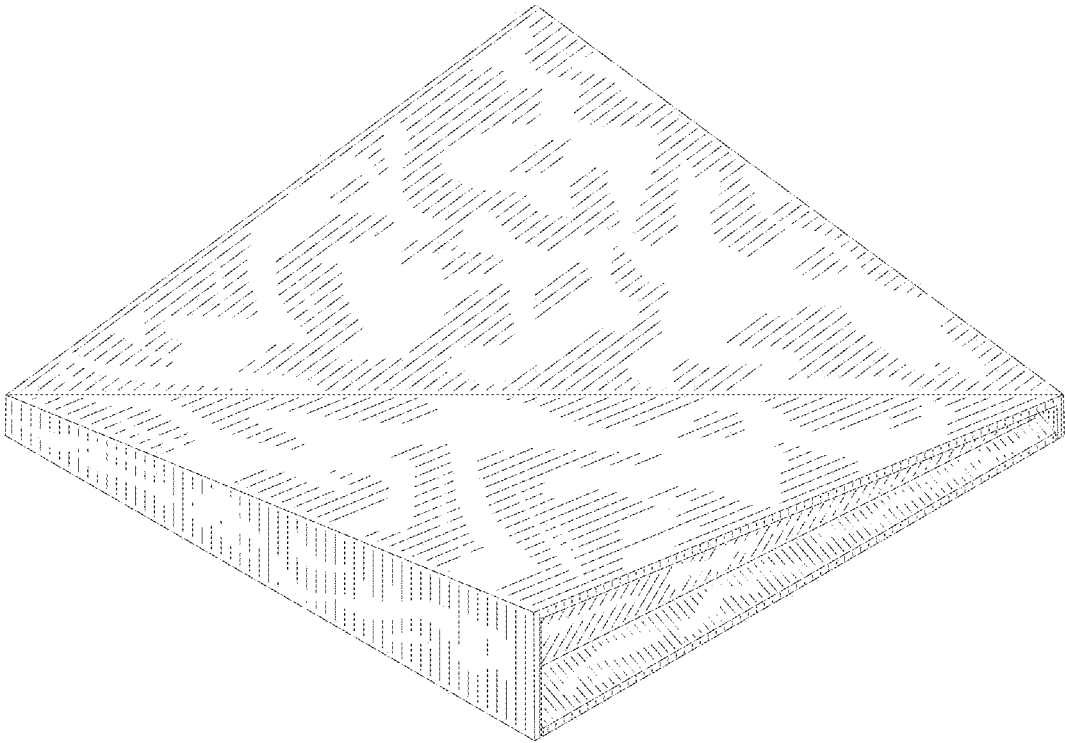


FIG. 1

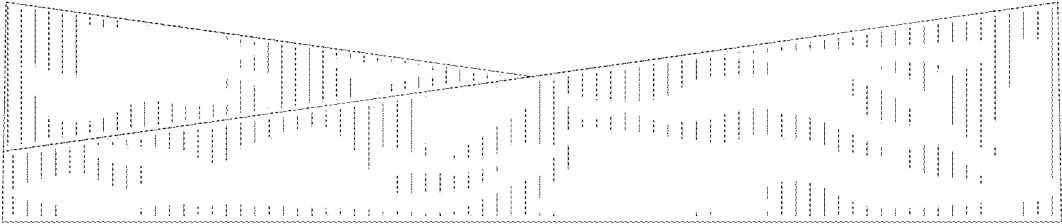


FIG. 2

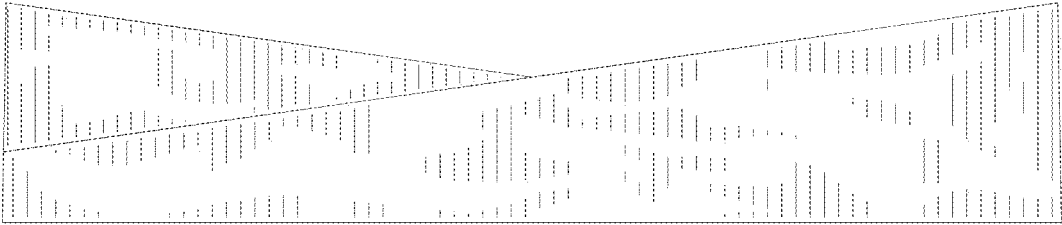


FIG. 3

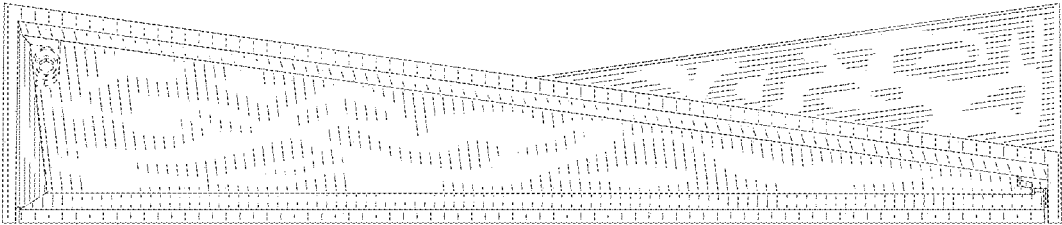


FIG. 4

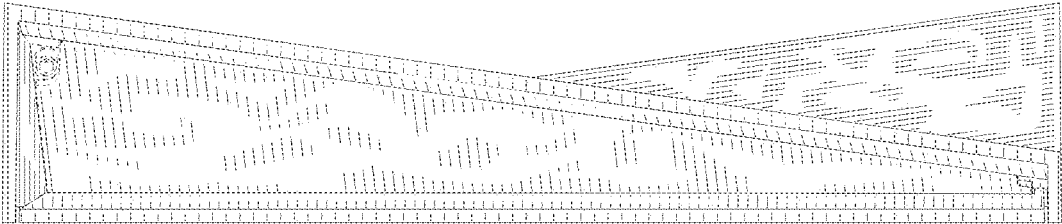


FIG. 5




FIG. 6




FIG. 7