



US00D393676S

United States Patent [19]
Frazetta

[11] **Patent Number:** **Des. 393,676**
[45] **Date of Patent:** ****Apr. 21, 1998**

[54] **GOLF CLUB HEAD**

[75] **Inventor:** **Frank Frazetta**, East Stroudsburg, Pa.

[73] **Assignee:** **Crunch Golf Company**, East Stroudsburg, Pa.

[**] **Term:** **14 Years**

[21] **Appl. No.:** **68,427**

[22] **Filed:** **Apr. 4, 1997**

[51] **LOC (6) Cl.** **21-02**

[52] **U.S. Cl.** **D21/220**

[58] **Field of Search** **D21/220; 473/350,**
473/327, 328

[56] **References Cited**

U.S. PATENT DOCUMENTS

D. 240,948	8/1976	Redoutey	D21/220
D. 246,328	11/1977	Tanner	D21/215
5,060,949	10/1991	Brill	473/350

OTHER PUBLICATIONS

Austads; insert supplement, p. 2; Arsenal irons, upper right corner of page, Mar. 1995.

Primary Examiner—Ted Shooman

Assistant Examiner—Mitchell I. Siegel

Attorney, Agent, or Firm—Jacobson, Price, Holman & Stern, PLLC

[57] **CLAIM**

The ornamental design for a golf club head, as shown and described.

DESCRIPTION

FIG. 1 is a perspective view showing my new design for a golf club head;

FIG. 2 is a top plan view thereof;

FIG. 3 is a bottom view thereof;

FIG. 4 is a left side view thereof;

FIG. 5 is a right side view thereof;

FIG. 6 is a front view thereof; and,

FIG. 7 is an inverted rear view thereof.

1 Claim, 4 Drawing Sheets

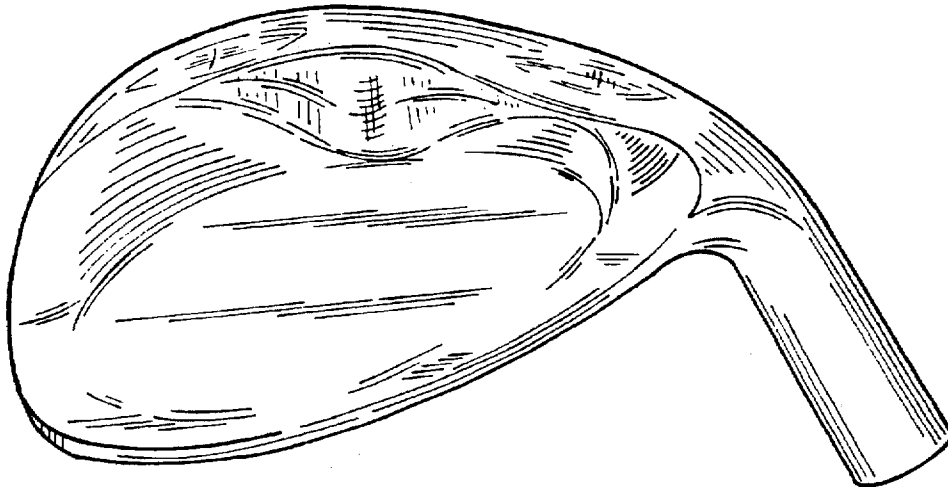


FIG. 1

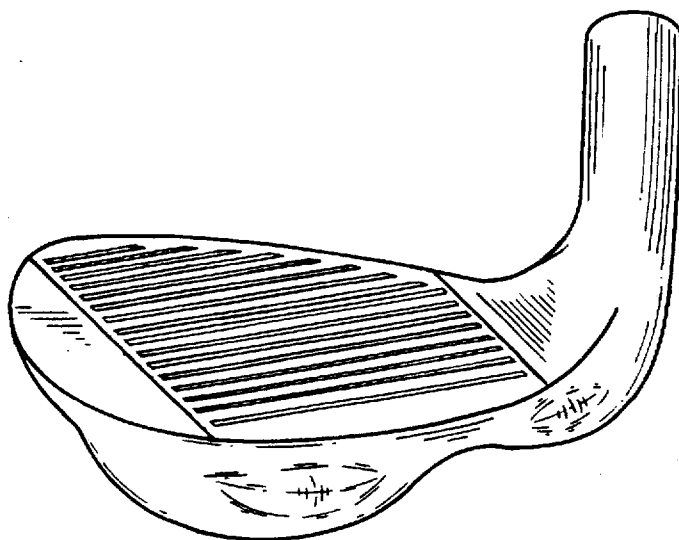


FIG. 2

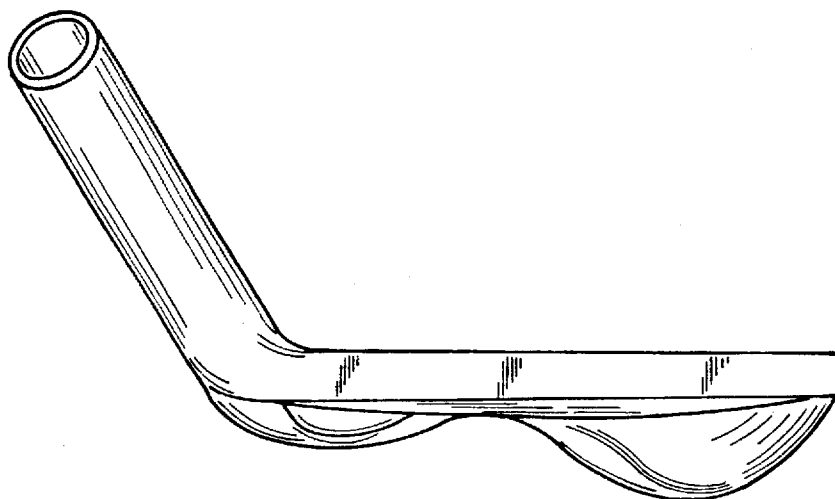


FIG. 3

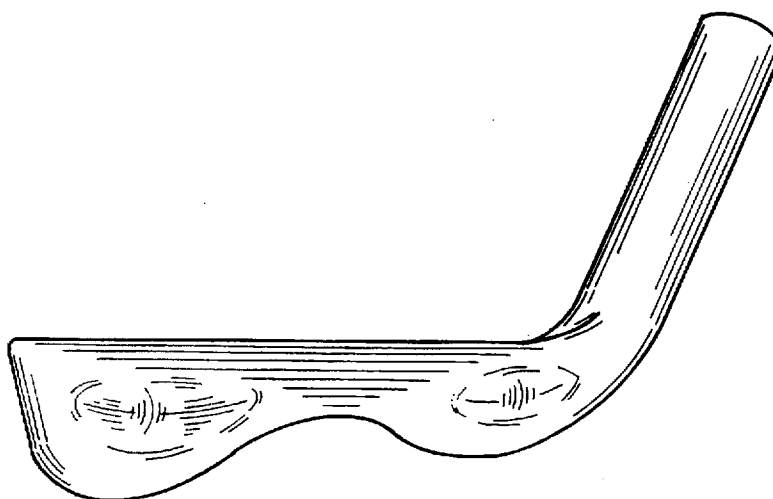


FIG. 4

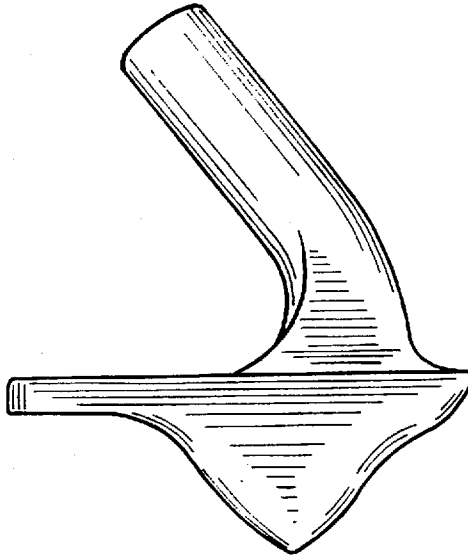


FIG. 5

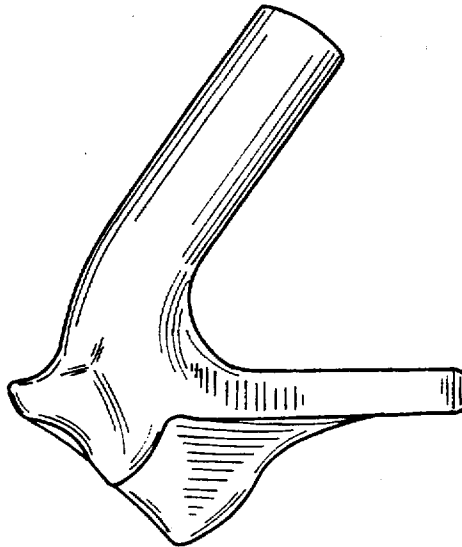


FIG. 6

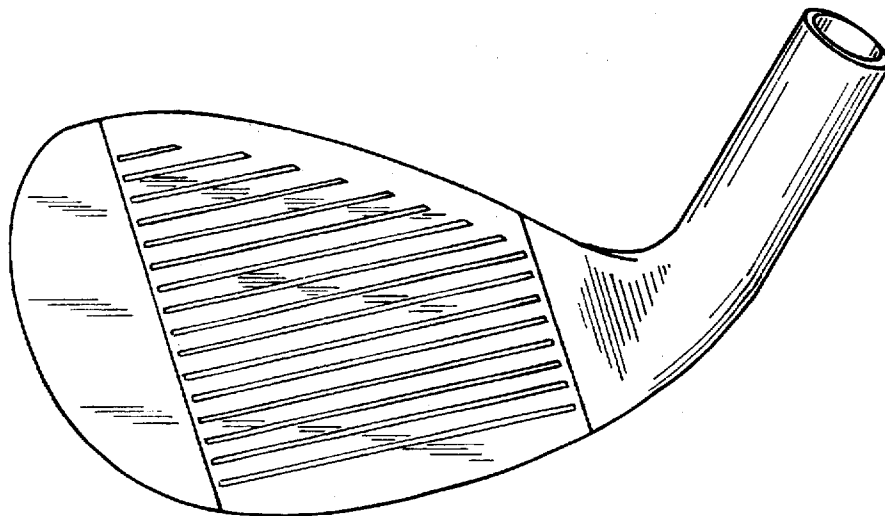


FIG. 7

