

[54] DISPLAY FIXTURE

[76] Inventor: Robert N. Shelton, 12 Orchard St., Leominster, Mass. 01453

[**] Term: 14 Years

[21] Appl. No.: 150,535

[22] Filed: May 16, 1980

[51] Int. Cl. D06-06

[52] U.S. Cl. D6/85; D6/27

[58] Field of Search D6/181, 85, 172, 174, D6/20, 25, 4, 27; D25/16; 108/108; 211/49 R, 49 S

[56] References Cited

U.S. PATENT DOCUMENTS

- D. 251,759 5/1979 Pohs et al. D6/20
- D. 259,681 6/1981 Bouwman D6/85

OTHER PUBLICATIONS

Display World May 1971 p. 71; "Austen Display" center of page Module Display.

Display World Aug. 1972 p. 87; "Pavilion" Geometric Displayer Unit #A-118, bottom right of page.

Primary Examiner—Joel Stearman

Assistant Examiner—Carmen H. Vales

[57] CLAIM

The ornamental design for a display fixture, substantially as shown and described.

DESCRIPTION

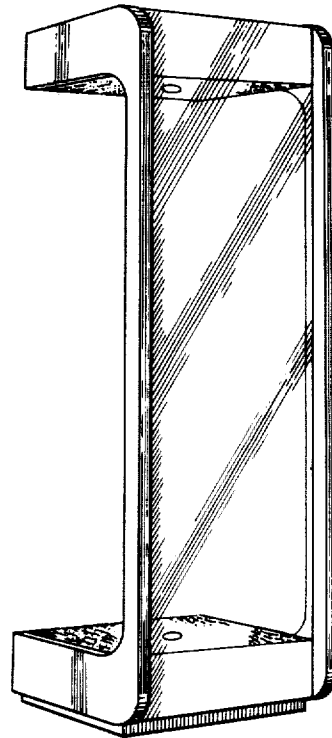
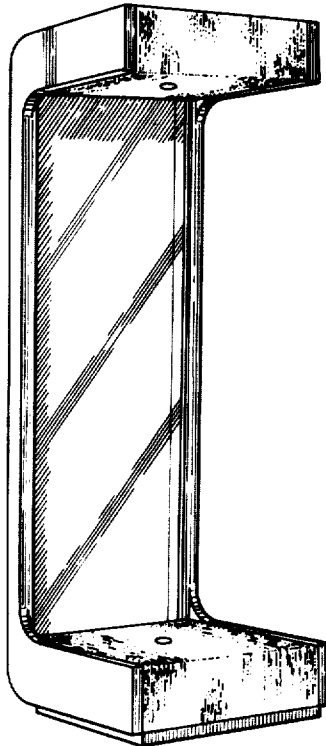
FIG. 1 is a front perspective view of a display fixture showing my new design;

FIG. 2 is a rear perspective view thereof;

FIG. 3 is a side elevational view thereof;

FIG. 4 is a rear elevational view thereof;

FIG. 5 is a top plan view thereof;



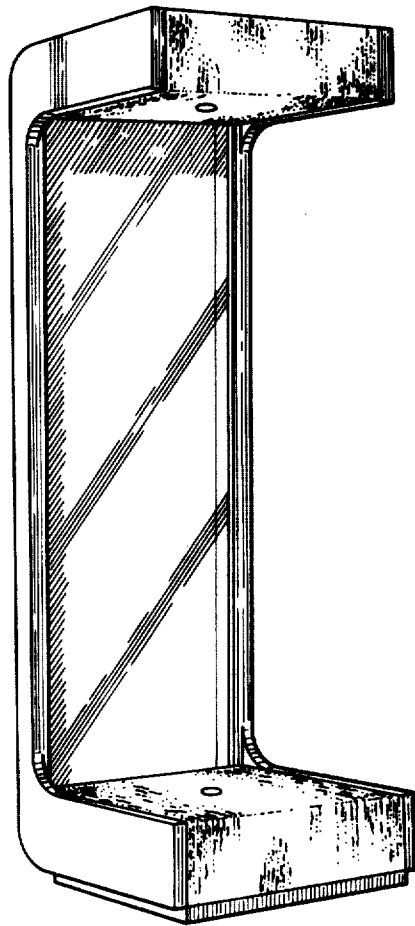


Fig. 1

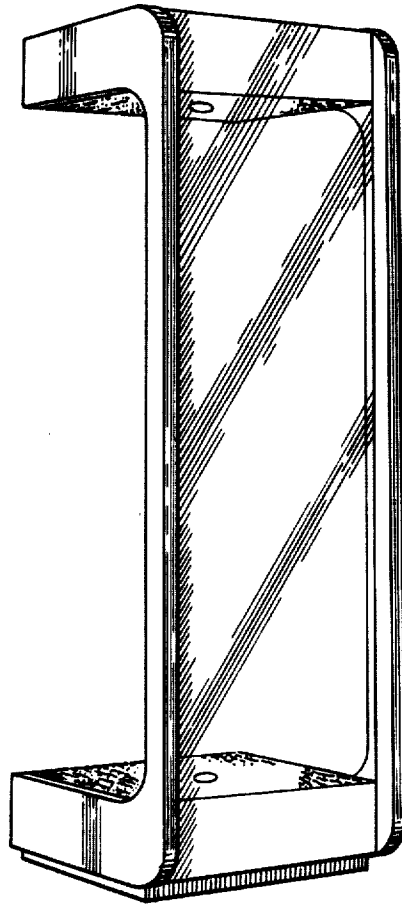


Fig. 2

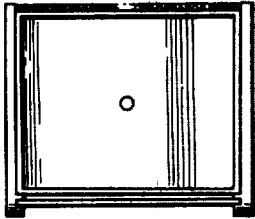


Fig. 5




Fig. 4




Fig. 3