

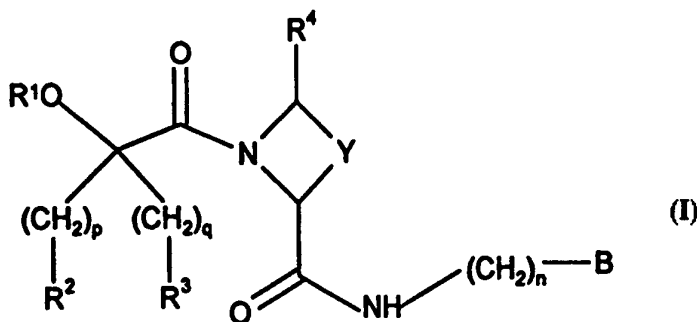


INTERNATIONAL APPLICATION PUBLISHED UNDER THE PATENT COOPERATION TREATY (PCT)

(51) International Patent Classification ⁶ : C07K 5/06, A61K 38/55	A1	(11) International Publication Number: WO 97/02284 (43) International Publication Date: 23 January 1997 (23.01.97)																		
(21) International Application Number: PCT/SE96/00878 (22) International Filing Date: 2 July 1996 (02.07.96) (30) Priority Data: <table border="0" style="width: 100%;"> <tr> <td style="width: 30%;">9502487-3</td> <td style="width: 40%;">6 July 1995 (06.07.95)</td> <td style="width: 30%;">SE</td> </tr> <tr> <td>9502505-2</td> <td>7 July 1995 (07.07.95)</td> <td>SE</td> </tr> <tr> <td>9502504-5</td> <td>7 July 1995 (07.07.95)</td> <td>SE</td> </tr> <tr> <td>9503923-6</td> <td>7 November 1995 (07.11.95)</td> <td>SE</td> </tr> <tr> <td>9504349-3</td> <td>5 December 1995 (05.12.95)</td> <td>SE</td> </tr> <tr> <td>9526411.5</td> <td>22 December 1995 (22.12.95)</td> <td>GB</td> </tr> </table> (71) Applicant (for all designated States except US): ASTRA AKTIEBOLAG [SE/SE]; S-151 85 Södertälje (SE). (72) Inventors; and (75) Inventors/Applicants (for US only): GUSTAFSSON, David [SE/SE]; Anghagavägen, P1 3758, S-429 32 Kullavik (SE). NYSTRÖM, Jan-Erik [SE/SE]; Flintstensvägen 36, S-437 32 Lindome (SE). (74) Agent: ASTRA AKTIEBOLAG; Patent Dept., S-151 85 Södertälje (SE).		9502487-3	6 July 1995 (06.07.95)	SE	9502505-2	7 July 1995 (07.07.95)	SE	9502504-5	7 July 1995 (07.07.95)	SE	9503923-6	7 November 1995 (07.11.95)	SE	9504349-3	5 December 1995 (05.12.95)	SE	9526411.5	22 December 1995 (22.12.95)	GB	(81) Designated States: AL, AM, AT, AU, AZ, BB, BG, BR, BY, CA, CH, CN, CZ, DE, DK, EE, ES, FI, GB, GE, HU, IL, IS, JP, KE, KG, KP, KR, KZ, LK, LR, LS, LT, LU, LV, MD, MG, MK, MN, MW, MX, NO, NZ, PL, PT, RO, RU, SD, SE, SG, SI, SK, TJ, TM, TR, TT, UA, UG, US, UZ, VN, ARIPO patent (KE, LS, MW, SD, SZ, UG), Eurasian patent (AM, AZ, BY, KG, KZ, MD, RU, TJ, TM), European patent (AT, BE, CH, DE, DK, ES, FI, FR, GB, GR, IE, IT, LU, MC, NL, PT, SE), OAPI patent (BF, BJ, CF, CG, CI, CM, GA, GN, ML, MR, NE, SN, TD, TG). Published <i>With international search report.</i>
9502487-3	6 July 1995 (06.07.95)	SE																		
9502505-2	7 July 1995 (07.07.95)	SE																		
9502504-5	7 July 1995 (07.07.95)	SE																		
9503923-6	7 November 1995 (07.11.95)	SE																		
9504349-3	5 December 1995 (05.12.95)	SE																		
9526411.5	22 December 1995 (22.12.95)	GB																		

(54) Title: NEW THROMBIN INHIBITORS, THEIR PREPARATION AND USE**(57) Abstract**

There is provided amino acid derivatives of formula (I), wherein p, q, R¹, R², R³, R⁴, Y, n and B have meanings given in the description which are useful as competitive inhibitors of trypsin-like proteases, such as thrombin, and in particular in the treatment of conditions where inhibition of thrombin is required (e.g. thrombosis) or as anticoagulants.



FOR THE PURPOSES OF INFORMATION ONLY

Codes used to identify States party to the PCT on the front pages of pamphlets publishing international applications under the PCT.

AM	Armenia	GB	United Kingdom	MW	Malawi
AT	Austria	GE	Georgia	MX	Mexico
AU	Australia	GN	Guinea	NE	Niger
BB	Barbados	GR	Greece	NL	Netherlands
BE	Belgium	HU	Hungary	NO	Norway
BF	Burkina Faso	IE	Ireland	NZ	New Zealand
BG	Bulgaria	IT	Italy	PL	Poland
BJ	Benin	JP	Japan	PT	Portugal
BR	Brazil	KE	Kenya	RO	Romania
BY	Belarus	KG	Kyrgystan	RU	Russian Federation
CA	Canada	KP	Democratic People's Republic of Korea	SD	Sudan
CF	Central African Republic	KR	Republic of Korea	SE	Sweden
CG	Congo	KZ	Kazakhstan	SG	Singapore
CH	Switzerland	LI	Liechtenstein	SI	Slovenia
CI	Côte d'Ivoire	LK	Sri Lanka	SK	Slovakia
CM	Cameroon	LR	Liberia	SN	Senegal
CN	China	LT	Lithuania	SZ	Swaziland
CS	Czechoslovakia	LU	Luxembourg	TD	Chad
CZ	Czech Republic	LV	Latvia	TG	Togo
DE	Germany	MC	Monaco	TJ	Tajikistan
DK	Denmark	MD	Republic of Moldova	TT	Trinidad and Tobago
EE	Estonia	MG	Madagascar	UA	Ukraine
ES	Spain	ML	Mali	UG	Uganda
FI	Finland	MN	Mongolia	US	United States of America
FR	France	MR	Mauritania	UZ	Uzbekistan
GA	Gabon			VN	Viet Nam

New thrombin inhibitors, their preparation and use

Field of the Invention

5 This invention relates to novel pharmaceutically useful compounds, in particular competitive inhibitors of trypsin-like serine proteases, especially thrombin, their use as medicaments, pharmaceutical compositions containing them and synthetic routes to their production.

Background

10

Blood coagulation is the key process involved in both haemostasis (i.e. the prevention of blood loss from a damaged vessel) and thrombosis (i.e. the formation of a blood clot in a blood vessel or in the heart, sometimes leading to vessel obstruction).

15 Coagulation is the result of a complex series of enzymatic reactions. One of the ultimate steps in this series of reactions is the conversion of the proenzyme prothrombin to the active enzyme thrombin.

20 Thrombin is known to play a central role in coagulation. It activates platelets, leading to platelet aggregation, converts fibrinogen into fibrin monomers, which polymerise spontaneously into fibrin polymers, and activates factor XIII, which in turn crosslinks the polymers to form insoluble fibrin. Furthermore, thrombin activates factor V and factor VIII leading to a "positive feedback" generation of thrombin from prothrombin.

25 By inhibiting the aggregation of platelets and the formation and crosslinking of fibrin, effective inhibitors of thrombin would therefore be expected to exhibit antithrombotic activity. In addition, antithrombotic activity would be expected to be enhanced by effective inhibition of the positive feedback mechanism.

Prior Art

The development of low molecular weight inhibitors of thrombin has been described by Claesson in *Blood Coagul. Fibrinol.* (1994) 5, 411.

5

Blombäck et al. (*J. Clin. Lab. Invest.* 24, suppl. 107, 59, (1969)) reported thrombin inhibitors based on the amino acid sequence situated around the cleavage site for the fibrinogen A α chain. Of the amino acid sequences discussed, these authors suggested the sequence Phe-Val-Arg (P9-P2-P1, hereinafter referred to as the P3-P2-P1 sequence) would be the most effective inhibitor (for a classification of substrate specificity see Schechten and Bergen, *Biophys. Res. Commun.* (1967) 27, 157 and (1968) 32, 898).

10

Thrombin inhibitors based on dipeptidyl derivatives with an α,ω -aminoalkyl guanidine in the P1-position are known from US Patent N $^{\circ}$ 4,346,078 and International Patent Application WO 93/11152. Similar, structurally related, dipeptidyl derivatives have also been reported. For example International Patent Application WO 94/29336 discloses compounds with, for example, aminomethyl benzamidines, cyclic aminoalkyl amidines and cyclic aminoalkyl guanidines in the P1-position; European Patent Application 0 648 780, discloses compounds with, for example, cyclic aminoalkyl guanidines in the P1-position.

15

Thrombin inhibitors based on peptidyl derivatives, also having cyclic aminoalkyl guanidines (e.g. either 3- or 4- aminomethyl-1-amidinopiperidine) in the P1-position, are known from European Patent Applications 0 468 231, 0 559 046 and 0 641 779.

20

Thrombin inhibitors based on tripeptidyl derivatives with arginine aldehyde in the P1-position were first disclosed in European Patent Application 0 185 390.

More recently, arginine aldehyde-based peptidyl derivatives, modified in the P3-position, have been reported. For example, International Patent Application WO 93/18060 discloses

hydroxy acids, European Patent Application 0 526 877 des-amino acids, and European Patent Application 0 542 525 O-methyl mandelic acids in the P3-position.

Inhibitors of serine proteases (e.g. thrombin) based on electrophilic ketones in the P1-position
5 are also known. For example, European Patent Application 0 195 212 discloses peptidyl α -keto esters and amides, European Patent Application 0 362 002 fluoroalkylamide ketones, European Patent Application 0 364 344 α,β,δ -triketocompounds, and European Patent Application 0 530 167 α -alkoxy ketone derivatives of arginine in the P1-position.

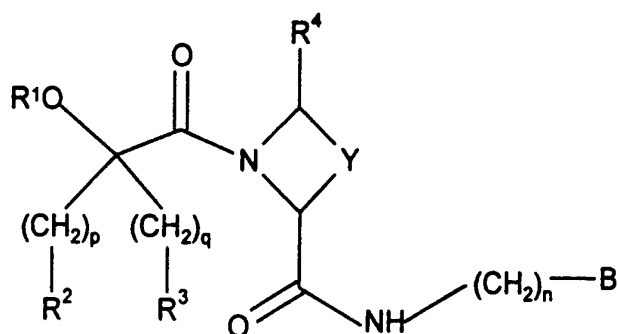
10 Other, structurally different, inhibitors of trypsin-like serine proteases based on C-terminal boronic acid derivatives of arginine and isothiuronium analogues thereof are known from European Patent Application 0 293 881.

More recently, thrombin inhibitors based on tripeptidyl derivatives have been disclosed in
15 European Patent Applications 0 669 317, 0 686 642 and 0 648 780 and International Patent Applications WO 95/35309, WO 95/23609 and WO 94/29336.

However, there remains a need for effective inhibitors of trypsin-like serine proteases, such as thrombin. There is a particular need for compounds which are both orally bioavailable and
20 selective in inhibiting thrombin over other serine proteases. Compounds which exhibit competitive inhibitory activity towards thrombin would be expected to be especially useful as anticoagulants and therefore useful in the therapeutic treatment of thrombosis and related disorders.

Disclosure of the Invention

According to the invention there is provided a compound of formula I,



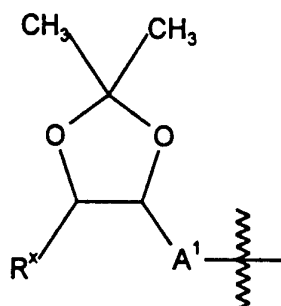
5

wherein

p and q independently represent 0, 1, 2, 3 or 4;

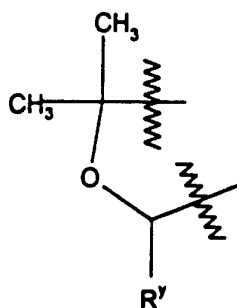
R¹ represents H, 2,3-epoxypropyl, C₁₋₆ alkyl (which latter group is optionally substituted or terminated by one or more hydroxy group), a structural fragment of formula Ia

10



Ia

wherein A¹ represents a single bond or C₁₋₄ alkylene and R^x represents H or C₁₋₄ alkyl, provided that there are no more than six carbon atoms in the chain R^x-C-C-A¹, or, when p represents 0, together with R² represents a structural fragment of formula Ib,



Ib

15

wherein R^y represents H or C_{1-3} alkyl;

R^2 represents H, $Si(Me)_3$, naphthyl, indolyl, $CHR^{21}R^{22}$ or C_{1-4} alkyl (which latter group is optionally substituted or terminated by one or more fluorine or hydroxy group) or C_{3-8}

cycloalkyl or phenyl (which latter two groups are optionally substituted by one or more of C_{1-4} alkyl, C_{1-4} alkoxy, halo, hydroxy, cyano, nitro, methylenedioxy, trifluoromethyl, $N(H)R^{23}$, $C(O)OR^{24}$), or, when p represents 0, together with R^1 represents a structural fragment of formula Ib;

R^3 represents H, $Si(Me)_3$, naphthyl, indolyl, $CHR^{25}R^{26}$ or C_{1-6} alkyl (which latter group is optionally substituted or terminated by one or more fluorine or hydroxy group) or C_{3-8}

cycloalkyl or phenyl (which latter two groups are optionally substituted by one or more of C_{1-4} alkyl, C_{1-4} alkoxy, halo, hydroxy, cyano, nitro, methylenedioxy, trifluoromethyl, $N(H)R^{27}$ or $C(O)OR^{28}$);

R^{21} , R^{22} , R^{25} and R^{26} independently represent cyclohexyl or phenyl;

R^{23} and R^{27} independently represent H, C_{1-4} alkyl or $C(O)R^{29}$;

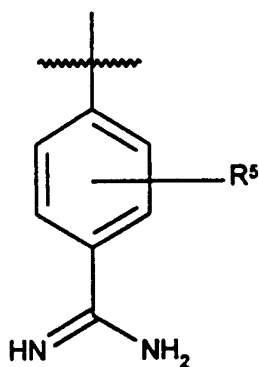
R^{24} , R^{28} and R^{29} independently represent H or C_{1-4} alkyl;

R^4 represents H or C_{1-4} alkyl;

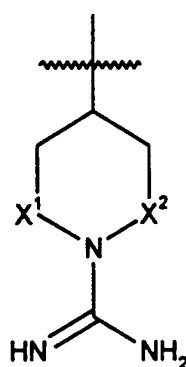
Y represents C_{1-3} alkylene optionally substituted by C_{1-4} alkyl, hydroxy, methylene or oxo;

n represents 0, 1, 2, 3 or 4; and

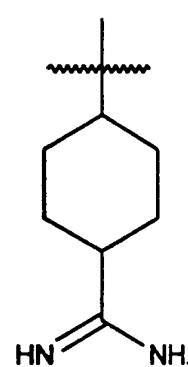
B represents a structural fragment of formula IVa, IVb or IVc



IVa



IVb



IVc

wherein

R⁵ represents H, halo or C₁₋₄ alkyl; and

X¹ and X² independently represent a single bond or CH₂;

5 provided that when R¹, R² and R⁴ all represent H, p represents 0, Y represents (CH₂)₂, n represents 1 and:

(a) R³ represents unsubstituted phenyl and:-

(i) B represents a structural fragment of formula IVa and R⁵ represents H, then q does not represent 0 or 1; and

10 (ii) B represents a structural fragment of formula IVb and X¹ and X² both represent CH₂, then q does not represent 0; and

(b) R³ represents unsubstituted cyclohexyl, B represents a structural fragment of formula IVa and R⁵ represents H, then q does not represent 0;

15 or a pharmaceutically acceptable salt thereof (hereinafter referred to as "the compounds of the invention").

The compounds of the invention may exhibit tautomerism. All tautomeric forms and mixtures thereof are included within the scope of the invention.

20

The compounds of the invention may also contain one or more asymmetric carbon atoms and may therefore exhibit optical and/or diastereoisomerism. All diastereoisomers may be separated using conventional techniques, e.g. chromatography or fractional crystallisation.

25 The various stereoisomers may be isolated by separation of a racemic or other mixture of the compounds using conventional, e.g. fractional crystallisation or HPLC, techniques.

Alternatively the desired optical isomers may be made by reaction of the appropriate optically active starting materials under conditions which will not cause racemisation or epimerisation, or by derivatisation, for example with a homochiral acid followed by separation of the diastereomeric esters by conventional means (e.g. HPLC, chromatography
30 over silica). All stereoisomers are included within the scope of the invention.

Alkyl groups which R^1 , R^x , R^y , R^2 , R^3 , R^4 , R^5 , R^{23} , R^{24} , R^{27} , R^{28} and R^{29} may represent and which R^2 , R^3 and Y may be substituted by; cycloalkyl groups which R^2 and R^3 may represent; and alkoxy groups which R^2 and R^3 may be substituted by may be linear or
5 branched, saturated or unsaturated. Alkylene groups which A^1 and Y may represent may be saturated or unsaturated.

Halo groups which R^5 may represent and which R^2 and R^3 may be substituted by include fluoro, chloro, bromo and iodo.

10

The wavy lines on the carbon atom in the fragments of formulae Ia, Ib, IVa, IVb and IVc signify the bond position of the fragment.

Abbreviations are listed at the end of this specification.

15

When B represents a structural fragment of formula IVa, IVc or IVb in which latter fragment X^1 and X^2 both represent CH_2 , preferred compounds of the invention include those wherein n represents 1.

20 When B represents a structural fragment of formula IVb in which X^1 represents a single bond and X^2 represents either a single bond or CH_2 , preferred compounds of the invention include those wherein n represents 2.

When B represents a structural fragment of formula IVa, preferred compounds of the
25 invention include those wherein R^5 represents H.

Preferred compounds of formula I include those wherein:

R^1 represents H, methyl, 2,3-dihydroxypropyl or (2,2-dimethyl-1,3-dioxalan-4-yl)methyl;
p represents 0;

30 R^2 represents H, optionally substituted C_{1-4} alkyl, or optionally substituted phenyl;

q represents 0, 1 or 2;

R³ represents C₁₋₆ alkyl, naphthyl, indolyl, optionally substituted cyclohexyl or optionally substituted phenyl;

Y represents CH₂, (CH₂)₂, (CH₂)₃, CH₂CH(CH₃)CH₂, CH₂C(=O)CH₂ or CH₂C(=CH₂)CH₂;

5 R⁴ represents H.

When R² represents C₁₋₄ alkyl, preferred optional substituents include hydroxy. Preferred points of attachment for the hydroxy group include the carbon atom which is α to the carbon atom to which OR¹ is attached.

10

More preferred compounds of the invention include those wherein:

R¹ represents H;

R² represents H, methyl, hydroxymethyl or ethyl;

q represents 0;

15 R³ represents optionally substituted phenyl or optionally substituted cyclohexyl;

Y represents CH₂, (CH₂)₂ or CH₂C(=CH₂)CH₂;

When R¹ and R² both represent H, R³ represents unsubstituted phenyl or unsubstituted cyclohexyl and q represents 0 or 1, preferred compounds of the invention include those
20 wherein Y represents CH₂ or CH₂C(=CH₂)CH₂.

When R¹ represents H, R³ represents unsubstituted phenyl or unsubstituted cyclohexyl and q represents 0 or 1, preferred compounds of the invention include those wherein R²
25 represents methyl, hydroxymethyl or ethyl

25

When R³ represents cyclohexyl or phenyl, preferred optional substituents include hydroxy, fluoro, chloro, methyl, methoxy, amino, nitro, trifluoromethyl, methylenedioxy, ethoxy and propoxy. Particular substituents include hydroxy, mono- or difluoro, chloro, methyl, methoxy and methylenedioxy.

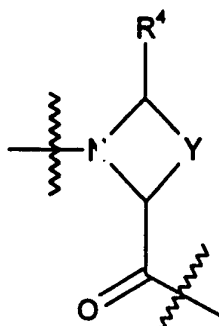
30

Particularly preferred compounds of the invention include those wherein

Y represents CH₂;

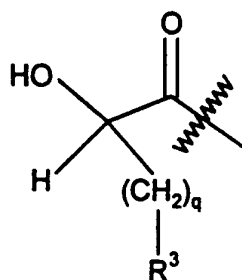
B represents a structural fragment of formula IVa.

- 5 Compounds of the invention in which the α -amino acid carbon in the fragment



is in the S-configuration are preferred. The wavy lines on the nitrogen and carbon atom in the above fragment signify the bond position of the fragment.

- 10 When R¹ and R² both represent H and p represents 0, preferred compounds of the invention are those in which the α -carbon in the fragment



is in the R-configuration. The wavy line on the carbon atom in the above fragment signifies the bond position of the fragment.

15

Preferred compounds of the invention include:

Ch-(R,S)CH(OH)-C(O)-Aze-Pab;

Ch-(R)CH(OH)-C(O)-Aze-Pab;

Ph-(R)CH(OH)-C(O)-Aze-Pab;

- 20 Ph(3-Me)-(R,S)CH(OH)-C(O)-Aze-Pab;

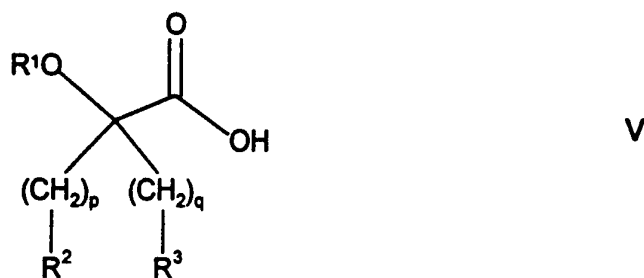
- Ph(3-OMe)-(R,S)CH(OH)-C(O)-Aze-Pab;
 Ph(3,5-diOMe)-(R,S)CH(OH)-C(O)-Aze-Pab;
 Ph(3-OMe,4-OH)-(R,S)CH(OH)-C(O)-Aze-Pab;
 Ph-(R,S)C(Et)(OH)-C(O)-Aze-Pab;
 5 Ph-(R,S)C(Et)(OH)-C(O)-Pro-Pab;
 (Ph)₂C(OH)-C(O)-Aze-Pab;
 Ph(3-OMe,4-OH)-(R,S)CH(OH)-C(O)-Pro-Pab;
 Ph-(R)CH(OH)-C(O)-Aze-Pac;
 Ph-(R)CH(OH)-C(O)-(R,S)Pic(*cis*-4-Me)-Pab;
 10 Ph(3,4-(-O-CH₂-O-))-(R,S)CH(OH)-C(O)-Aze-Pab;
 Ph(3-OMe)-(R,S)CH(OH)-C(O)-Pro-Pab;
 Ph(3,5-diOMe)-(R,S)CH(OH)-C(O)-Pro-Pab;
 Ph-(R,S)C(Me)(OH)-C(O)-Aze-Pab;
 Ph(3,5-diMe)-(R,S)CH(OH)-C(O)-Aze-Pab;
 15 Ph(3-NH₂)-(R,S)CH(OH)-C(O)-Aze-Pab;
 Ph(3-NH₂)-(R,S)CH(OH)-C(O)-Pro-Pab;
 Ph(3-NO₂)-(R,S)CH(OH)-C(O)-Pro-Pab;
 Ph(3,4-(-O-CH₂-O-))-(R,S)CH(OH)-C(O)-Pro-Pab;
 Ph(3,5-diF)-(R,S)CH(OH)-C(O)-Pro-Pab;
 20 Ph-(R)CH(O-CH₂-(R,S)CH(-O-C(CH₃)₂-O-CH₂-))-C(O)-Aze-Pab;
 Ph-(R)C(Me)(OH)-C(O)-Pro-Pab;
 Ph-(S)C(Me)(OH)-C(O)-Pro-Pab;
 Ph(3,4-diF)-(R,S)CH(OH)-C(O)-Pro-Pab;
 Ph-(R)CH(OH)-C(O)-(R,S)Pic(4-methylene)-Pab;
 25 Ph(3-Cl)-(R,S)CH(OH)-C(O)-Aze-Pab;
 Ph-(R,S)C(-O-C(CH₃)₂-O-CH₂-)-C(O)-Aze-Pab;
 Ph-(R,S)C(-O-C(CH₃)₂-O-CH₂-)-C(O)-Pro-Pab;
 Ph-(R,S)C(CH₂OH)(OH)-C(O)-Aze-Pab; and
 Ph-(R,S)C(CH₂OH)(OH)-C(O)-Pro-Pab.

Preparation

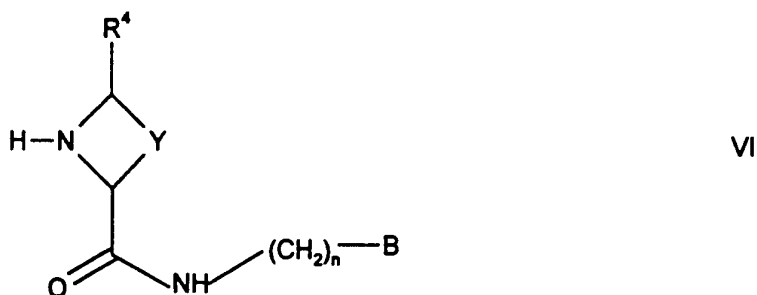
According to the invention there is also provided a process for the preparation of compounds of formula I which comprises:

5

(a) the coupling of a compound of formula V,

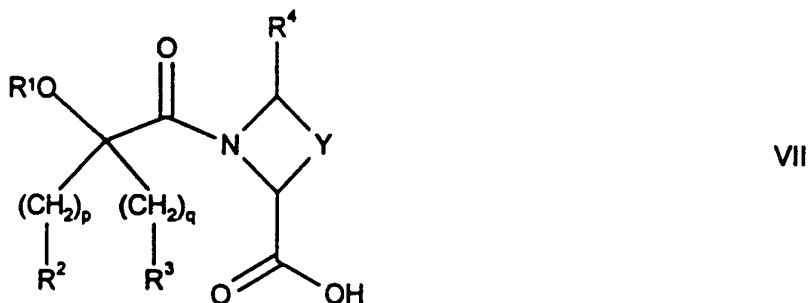


wherein p , q , R^1 , R^2 and R^3 are as hereinbefore defined with a compound of formula VI,



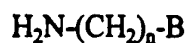
10 wherein R^4 , Y , n and B are as hereinbefore defined; or

(b) the coupling of a compound of formula VII,



wherein p , q , R^1 , R^2 , R^3 , R^4 and Y are as hereinbefore defined with a compound of formula

15 VIII,




VIII

wherein n and B are as hereinbefore defined;

for example in the presence of a coupling system (e.g. oxalyl chloride in DMF, EDC, DCC or TBTU), an appropriate base (e.g. pyridine, DMAP or DIPEA) and a suitable organic solvent
 5 (e.g. dichloromethane, acetonitrile or DMF).

Compounds of formula V are either commercially available, are well known in the literature, or are available using known techniques.

10 For example, compounds of formula V wherein R^1 and R^2 both represent H, p and q both represent 0 and R^3 represents naphthyl or phenyl optionally substituted by one or more of C_{1-4} alkyl, C_{1-4} alkoxy, halogen, hydroxy, cyano, methylenedioxy, nitro, trifluoromethyl, $N(H)R^{27}$ or $C(O)OR^{28}$ may be prepared by reaction of an aldehyde of formula IX,



15 wherein R^{3a} represents naphthyl or phenyl optionally substituted by one or more of C_{1-4} alkyl, C_{1-4} alkoxy, halogen, hydroxy, cyano, methylenedioxy, nitro, trifluoromethyl, $N(H)R^{27}$ or $C(O)OR^{28}$ and R^{27} and R^{28} are as hereinbefore defined, with:

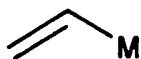
(i) a compound of formula X,



wherein R'' represents H or $(CH_3)_3Si$, for example at elevated temperature (e.g. above room temperature but below $100^\circ C$) in the presence of a suitable organic solvent (e.g. chloroform) and, if necessary, in the presence of a suitable catalyst system (e.g. benzylammonium chloride), followed by hydrolysis in the presence of an appropriate base
 25 (e.g. NaOH);

(ii) chloroform, for example at elevated temperature (e.g. above room temperature but below $100^\circ C$) in the presence of a suitable organic solvent (e.g. chloroform) and, if necessary, in the presence of a suitable catalyst system (e.g. benzylammonium chloride),
 30 followed by hydrolysis in the presence of an appropriate base (e.g. NaOH);

(iii) a compound of formula XI,



XI

wherein M represents Mg or Li, followed by oxidative cleavage (e.g. ozonolysis or osmium
5 or ruthenium catalysed) under conditions which are well known to those skilled in the art; or

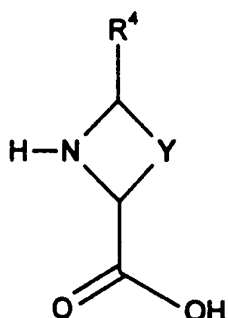
(iv) tris(methylthio)methane under conditions which are well known to those skilled in the art, followed by hydrolysis in the presence of an appropriate base.

10 Compounds of formula V wherein R^1 represents H, R^2 represents CH_2OH , p and q both represent 0 and R^3 represents naphthyl or phenyl optionally substituted by one or more of C_{1-4} alkyl, C_{1-4} alkoxy, halogen, hydroxy, cyano, methylenedioxy, nitro, trifluoromethyl, $N(H)R^{27}$ or $C(O)OR^{28}$ may be prepared by reaction of a compound of formula XII,



15 wherein R^{3a} is as hereinbefore defined with sodium hypochlorite for example at room temperature in the presence of a suitable solvent (e.g. water).

Compounds of formula VI and VII are either commercially available, are well known in the literature, or are available using known techniques. For example compounds of formula VI
20 may be made by standard peptide coupling of a compound of formula XIII,



XIII

wherein R^4 and Y are as hereinbefore defined with a compound of formula VIII as hereinbefore defined for example under conditions such as those described hereinbefore for synthesis of compounds of formula I. Similarly compound of formula VII may also be

made by standard peptide coupling of a compound of formula XIII as hereinbefore defined with a compound of formula V as hereinbefore defined for example under conditions such as those described hereinbefore for synthesis of compounds of formula I.

5 Compounds of formula VIII, IX, X, XI, XII and XIII are either commercially available, are well known in the literature, or are available using known techniques. Substituents on the phenyl group in compounds of formula V, VII, IX and XII may be interconverted by techniques well known to those skilled in the art.

10 The compounds of the invention may be isolated from their reaction mixtures using conventional techniques.

It will be appreciated by those skilled in the art that in the process described above the functional groups of intermediate compounds may need to be protected by protecting groups.

15

Functional groups which it is desirable to protect include hydroxy, amino, amidino, guanidino and carboxylic acid. Suitable protecting groups for hydroxy include trialkylsilyl and diarylalkylsilyl groups (e.g. *tert*butyldimethylsilyl, *tert*butyldiphenylsilyl or trimethylsilyl) and tetrahydropyranyl. Suitable protecting groups for hydroxy groups, which
20 groups are attached to adjacent carbon atoms include O,O'-isopropylidene. Suitable protecting groups for amino, amidino and guanidino include *tert*butyloxycarbonyl or benzyloxycarbonyl. Amidino and guanidino nitrogens may be either mono- or diprotected. Suitable protecting groups for carboxylic acid include C₁₋₆ alkyl or benzyl esters.

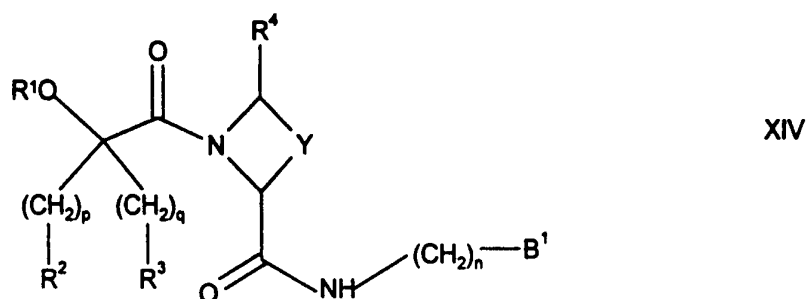
25 The protection and deprotection of functional groups may take place before or after coupling.

In particular, the compounds of the invention may be prepared by processes comprising the coupling of an N-acylated amino acid or an N-protected amino acid. When an N-protected amino acid is used the acyl group may be added after coupling and deprotection of the
30 nitrogen atom may then be effected using standard methods thereafter.

Protecting groups may be removed in accordance with techniques which are well known to those skilled in the art and as described hereinafter.

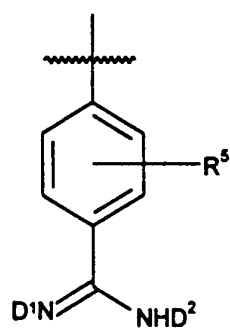
- 5 Certain protected intermediates of formula I, in which the amidino and guanidino nitrogens in B are protected, and which may be made prior to a final deprotection stage to form compounds of the invention, are novel.

According to a further aspect of the invention there is provided a compound of formula XIV,

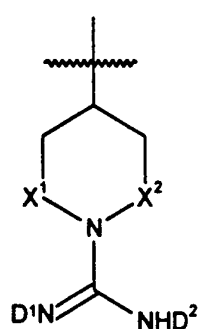


10

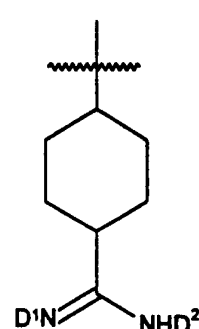
wherein B¹ represents a structural fragment of formula IVd, IVe or IVf



IVd



IVe



IVf

D¹ and D² independently represent H or benzyloxycarbonyl and p, q, R¹, R², R³, R⁴, Y, n, R⁵, X¹ and X² are as hereinbefore defined, provided that D¹ and D² do not both represent H.

15

The wavy lines on the carbon atom in the fragments of formulae IVd, IVe or IVf signify the bond position of the fragment.

The use of protecting groups is fully described in "Protective Groups in Organic Chemistry", edited by J W F McOmie, Plenum Press (1973), and "Protective Groups in Organic Synthesis", 2nd edition, T W Greene & P G M Wutz, Wiley-Interscience (1991).

5 It will also be appreciated by those skilled in the art that, although such protected derivatives of compounds of formula I may not possess pharmacological activity as such, they may be administered parenterally or orally and thereafter metabolised in the body to form compounds of the invention which are pharmacologically active. Such derivatives may therefore be described as "prodrugs". All prodrugs of compounds of formula I are included within the
10 scope of the invention.

Protected derivatives of compounds of formula I which are particularly useful as prodrugs include compounds of formula XIV.

15 **Medical and pharmaceutical use**

The compounds of the invention are useful because they possess pharmacological activity. They are therefore indicated as pharmaceuticals.

20 According to a further aspect of the invention there is thus provided the compounds of the invention for use as pharmaceuticals.

In particular, the compounds of the invention are potent inhibitors of thrombin, for example as demonstrated in the tests described below.

25

The compounds of the invention are thus expected to be useful in those conditions where inhibition of thrombin is required.

The compounds of the invention are thus indicated in the treatment or prophylaxis of
30 thrombosis and hypercoagulability in blood and tissues of animals including man.

The compounds of the invention are further indicated in the treatment of conditions where there is an undesirable excess of thrombin without signs of hypercoagulability, for example in neurodegenerative diseases such as Alzheimer's disease.

5

Particular disease states which may be mentioned include the treatment of and/or prophylaxis of venous thrombosis and pulmonary embolism, arterial thrombosis (e.g. in myocardial infarction unstable angina, thrombosis-based stroke and peripheral arterial thrombosis) and systemic embolism usually from the atrium during arterial fibrillation or from the left
10 ventricle after transmural myocardial infarction.

Moreover, the compounds of the invention are expected to have utility in prophylaxis of re-occlusion (i.e. thrombosis) after thrombolysis, percutaneous trans-luminal angioplasty (PTCA), coronary bypass operations, microsurgery and vascular surgery in general.

15

Further indications include the treatment and prophylaxis of disseminated intravascular coagulation caused by bacteria, multiple trauma, intoxication or any other mechanism; anticoagulant treatment when blood is in contact with foreign surfaces in the body such as vascular grafts, vascular stents, vascular catheters, mechanical and biological prosthetic
20 valves or any other medical device; and anticoagulant treatment when blood is in contact with medical devices outside the body such as during cardiovascular surgery using a heart-lung machine or in haemodialysis.

In addition to its effects on the coagulation process, thrombin is known to activate a large
25 number of cells (such as neutrophils, fibroblasts, endothelial cells and smooth muscle cells). Therefore, the compounds of the present invention may also be useful for the treatment or prophylaxis of idiopathic and adult respiratory distress syndrome, pulmonary fibrosis following treatment with radiation or chemotherapy, septic shock, septicemia, inflammatory responses, which include, but are not limited to, edema, acute or chronic atherosclerosis such

as coronary arterial disease, cerebral arterial disease, peripheral arterial disease, reperfusion damage, and restenosis after percutaneous trans-luminal angioplasty (PTCA).

5 Compounds of the present invention that inhibit trypsin and/or thrombin may also be useful in the treatment of pancreatitis.

According to a further aspect of the invention, there is provided a method of treatment of a condition where inhibition of thrombin is required which method comprises administration of a therapeutically effective amount of a compound of formula I as defined above, or a
10 pharmaceutically acceptable salt thereof, to a person suffering from, or susceptible to, such a condition.

Pharmaceutical preparations

15 The compounds of the invention will normally be administered orally, subcutaneously buccally, rectally, dermally, nasally, tracheally, bronchially, by any other parenteral route or *via* inhalation, in the form of pharmaceutical preparations comprising the active ingredient either as a free base, or a pharmaceutical acceptable non-toxic organic or inorganic acid addition salt, in a pharmaceutically acceptable dosage form. Depending upon the disorder and
20 patient to be treated and the route of administration, the compositions may be administered at varying doses.

The compounds of the invention may also be combined with any antithrombotic agent with a different mechanism of action, such as the antiplatelet agents acetylsalicylic acid, ticlopidine,
25 clopidogrel, thromboxane receptor and/or synthetase inhibitors, fibrinogen receptor antagonists, prostacyclin mimetics and phosphodiesterase inhibitors .

The compounds of the invention may further be combined with thrombolytics such as tissue plasminogen activator (natural or recombinant), streptokinase, urokinase, prourokinase,
30 anisolated streptokinase plasminogen activator complex (ASPAC), animal salivary gland

plasminogen activators, and the like, in the treatment of thrombotic diseases, in particular myocardial infarction.

According to a further aspect of the invention there is thus provided a pharmaceutical
5 formulation including a compound of formula I as hereinbefore defined, or a
pharmaceutically acceptable salt thereof, in admixture with a pharmaceutically acceptable
adjuvant, diluent or carrier.

Suitable daily doses of the compounds of the invention in therapeutical treatment of humans
10 are about 0.001-100 mg/kg body weight at peroral administration and 0.001-50 mg/kg body
weight at parenteral administration.

The compounds of the invention have the advantage that they may be more efficacious, be
less toxic, be longer acting, have a broader range of activity, be more potent, produce fewer
15 side effects, be more easily absorbed than, or that they may have other useful
pharmacological properties over, compounds known in the prior art.

Biological Tests

Test A

Determination of Thrombin clotting Time (TT)

Human thrombin (T 6769, Sigma Chem Co) in buffer solution, pH 7.4, 100 μ l, and inhibitor
solution, 100 μ l, were incubated for one min. Pooled normal citrated human plasma, 100 μ l,
was then added and the clotting time measured in an automatic device (KC 10, Amelung).

25 The clotting time in seconds was plotted against the inhibitor concentration, and the $IC_{50}TT$
was determined by interpolation.

$IC_{50}TT$ is the concentration of inhibitor that doubles the thrombin clotting time for human
30 plasma.

Test B

Determination of Activated Partial Thromboplastin Time (APTT)

APTT was determined in pooled normal human citrated plasma with the reagent PTT Automated 5 manufactured by Stago. The inhibitors were added to the plasma (10 μ l inhibitor solution to 90 μ l plasma) followed by the reagent and calcium chloride solution and APTT was determined in the mixture by use of the coagulation analyser KC10 (Amelung) according to the instructions of the reagent producer. The clotting time in seconds was plotted against the inhibitor concentration in plasma and the IC₅₀APTT was determined by interpolation.

10

IC₅₀APTT is defined as the concentration of inhibitor in human plasma that doubled the Activated Partial Thromboplastin Time.

Test C

Determination of thrombin time *ex vivo*

The inhibition of thrombin after oral or parenteral administration of the compounds of the invention were examined in conscious rats which, one or two days prior to the experiment, were equipped with a catheter for blood sampling from the carotid artery. On the experimental day blood samples were withdrawn at fixed times after the administration of the compound into plastic tubes containing 1 part sodium citrate solution (0.13 mol per L) and 9 parts of blood. The tubes were centrifuged to obtain platelet poor plasma. The plasma was used for determination of thrombin time as described below.

20

The citrated rat plasma, 100 μ L, was diluted with a saline solution, 0.9%, 100 μ L, and plasma coagulation was started by the addition of human thrombin (T 6769, Sigma Chem Co, USA) in a buffer solution, pH 7.4, 100 μ L. The clotting time was measured in an automatic device (KC 10, Amelung, Germany).

25

Where a compound of formula XIV was administered, concentrations of the appropriate active thrombin inhibitor of formula I in the rat plasma were estimated by the use of standard

30

curves relating the thrombin time in the pooled citrated rat plasma to known concentrations of the corresponding "active" thrombin inhibitor dissolved in saline.

Test D

5 Determination of thrombin time in urine *ex vivo*

Conscious rats were placed in metabolism cages for 24 hours following oral administration of compounds of the invention. The thrombin time was determined on the collected urine as described below.

10 Pooled normal citrated human plasma (100 μ L) was incubated with the concentrated rat urine, or saline dilutions thereof, for one minute. Plasma coagulation was then initiated by the administration of human thrombin (T 6769, Sigma Chem Company) in buffer solution (pH 7.4; 100 μ L). The clotting time was measured in an automatic device (KC 10; Amelung).

15 Where a compound of formula XIV was administered, concentrations of the appropriate active thrombin inhibitor of formula I in the rat urine were estimated by the use of standard curves relating the thrombin time in the pooled normal citrated human plasma to known concentrations of the corresponding "active" thrombin inhibitor dissolved in concentrated rat urine (or saline dilutions thereof). By multiplying the total rat urine production over the 24
20 hour period with the estimated mean concentration of the aforementioned active inhibitor in the urine, the amount of the active inhibitor excreted could be calculated.

The invention is illustrated by way of the following examples.

25 **Examples**

General Experimental Procedures

Mass spectra were recorded on a Finnigan MAT TSQ 700 triple quadrupole mass spectrometer equipped with an electrospray interface (FAB-MS) and VG Platform II mass
30 spectrometer equipped with an electrospray interface (LC-MS). ^1H NMR and ^{13}C NMR

measurements were performed on BRUKER ACP 300 and Varian UNITY plus 400 and 500 spectrometers, operating at ^1H frequencies of 300.13, 399.96 and 499.82 MHz respectively, and at ^{13}C frequencies of 75.46, 100.58 and 125.69 Mhz respectively.

5 Example 1

Ch-(R,S)CH(OH)-C(O)-Aze-Pab x HCl

(i) Boc-Aze-OH

Di-tert-butyl dicarbonate (13.75 g; 63 mmol) was added with stirring at room temperature to
10 a mixture of 5.777 g (57 mmol) of L-azetidine-2-carboxylic acid (H-Aze-OH) and 6.04 g (57 mmol) of sodium carbonate in 50 mL of water and 100 mL of THF. After 60 h the THF was removed *in vacuo* and the mixture was diluted with water and acidified with 2 M potassium hydrogen sulphate. Extraction with methylene chloride followed by drying (magnesium sulphate) and evaporation of the solvent gave a residue which was crystallized from
15 methylene chloride:hexane to give 10.87 g (95%) of colourless crystals.

$^1\text{H-NMR}$ (300 MHz; CDCl_3): δ 4.85-4.7 (br s, 1), 4.0-3.75 (m, 2), 2.65-2.35 (m, 2), 1.4 (s, 9).

(ii) Boc-Aze-Pab(Z)

20 At room temperature, EDC (13.5 g; 70 mmol) was added to a mixture of Boc-Aze-OH (10.87 g; 54 mmol; from step (i) above), H-Pab(Z) x HCl (18.31 g; 57 mmol; prepared according to the method described in International Patent Application WO 94/29336) and DMAP (9.9 g; 81 mmol) in acetonitrile (270 mL). After 16 h the solvent was removed *in vacuo* and replaced by ethyl acetate. The mixture was washed with water and an aqueous solution of citric acid.
25 The organic layer was dried (magnesium sulphate) and the solvent was removed *in vacuo* to give a residue which gave Boc-Aze-Pab(Z) (17.83 g) upon crystallization from a mixture of methylene chloride, toluene, diisopropyl ether and petroleum ether.

30 $^1\text{H-NMR}$ (300 MHz; CDCl_3): δ 7.85-7.75 (d, 1), 7.45-7.2 (m, 7), 5.2 (s, 2), 4.7 (t, 1), 4.6-4.4 (m, 2), 3.95-3.8 ("q", 1), 3.8-3.7 (q, 1), 2.5-2.3 (m, 2), 1.4 (s, 9).

(iii) H-Aze-Pab(Z)

Boc-Aze-Pab(Z) (2.44 g; 5.2 mmol; from step (ii) above) was dissolved in a mixture of 10 mL of trifluoroacetic acid and 10 mL of methylene chloride. After 30 minutes the solvent and trifluoroacetic acid were removed *in vacuo* and the residue was dissolved in methylene chloride. The organic phase was washed with 10% sodium carbonate solution and dried (potassium carbonate). Removal of the solvent *in vacuo* gave a residue which gave H-Aze-Pab(Z) (1.095 g; 57%) as colourless crystals upon crystallization from methylene chloride.

¹H-NMR (300 MHz, CD₃OD): δ 7.85-7.75 (d, 2), 7.45-7.25(m, 7), 5.2 (s, 2), 4.5 (s, 2), 4.3 (d, 1), 3.65 (q, 1), 3.4-3.3 (m, 1), 2.7-2.5 (m, 1), 2.4-2.2 (m, 1).

(iv) Ch-(R,S)CH(OH)-C(O)-Aze-Pab(Z)

Prepared in accordance with the method described by Kelly and LaCour (Synth. Comm. 22, 859 (1992)) in the following way. To a solution of (R,S)-hexahydromandelic acid (0.30 g, 1.9 mmol), a catalytic amount of DMAP, and pyridine (0.31 g, 3.9 mmol) in methylene chloride (5 mL) was added TMSCl (0.42 g; 3.9 mmol) dropwise. The reaction was stirred at room temperature for 4 h. The reaction was cooled to 0°C and a catalytic amount of DMF (3 drops from a 2 mL syringe) was added followed by oxalyl chloride (0.25 g; 2.0 mmol). The reaction was stirred for 1 h at 0°C, a mixture of H-Aze-Pab(Z) (0.67 g; 1.8 mmol; from step (iii) above) and pyridine (0.50 g; 6.3 mmol) was added and the reaction was allowed to warm to room temperature and stirred over night. A 10% solution of citric acid in methanol (6 mL) was added to the reaction. After 30 minutes, the reaction was poured into a separating funnel and diluted with 30 mL of ethyl acetate and the aqueous phase was extracted with ethyl acetate. The combined organic layers were washed with a saturated bicarbonate solution followed by brine and dried (Na₂SO₄). After evaporation and flash chromatography on silica gel using methylene chloride:methanol (99:1 to 92:8) as eluent the sub-title compound (60 mg; 6%) was obtained.

¹H-NMR (300 MHz; CDCl₃) δ 1.0-1.9 (m, 11 H), 2.4-2.7 (m, 2 H), 3.80 (d, 1 H), 4.05-4.25 (m, 1 H), 4.3-4.5 (m, 2 H), 4.85-5.0 (m, 1 H), 5.18 (s, 2 H), 7.1-7.5 (m, 7 H), 7.65-7.8 (m, 2 H), 7.86 (bt, 1 H, minor diastereomer and/or rotamer), 8.33 (bt, 1 H, major diastereomer and/or rotamer)

5 ¹³C-NMR (75 MHz, CDCl₃) amidine and carbonyl carbons: δ 174.8, 170.6, 168.0 and 164.5.

(v) Ch-(R,S)CH(OH)-C(O)-Aze-Pab x HCl

Ch-(R,S)CH(OH)-C(O)-Aze-Pab(Z) (60 mg; 0.12 mmol; from step (iv) above) was dissolved in ethanol (5 mL), and 5% Pd/C and HCl (0.1 mL; conc.) were added. The mixture was
10 hydrogenated at atmospheric pressure for 2 hours. After filtration and evaporation the product was purified through preparative RPLC using (0.005 M NH₄OAc, 0.005 M HOAc):CH₃CN 4:1 as eluent. After freeze drying, HCl (aq) was added and the solution was freeze dried. The yield of the title product was 15 mg (31%).

15 ¹H-NMR (300 MHz; D₂O) the spectrum was complicated due to diastereomers and/or rotamers): δ 0.7-2.0 (m, 11 H), 2.25-2.4 (m, 1 H), 2.65-2.9 (m, 1 H), 3.79 (d, 1 H, minor), 4.03 (d, 1 H, major), 4.05-4.15 (m, 2 H, minor), 4.35-4.45 (m (bt), 2 H, major), 4.5-4.6 (m, 2 H), 5.20 (m, 1 H, minor, the major signal overlapping with the HOD signal), 7.5-7.65 (m, 2 H), 7.75-7.85 (m, 2 H).

20 ¹³C-NMR (75 MHz; CDCl₃) amidine and carbonyl carbons (diastereomers and/or rotamers): δ 176.3, 175.4, 173.7, 173.3, 167.2 and 167.0.

Example 2

Ch-(R)CH(OH)-C(O)-Aze-Pab x HCl

25

(i) Ch-(R)CH(OH)-C(O)-Aze-Pab(Z)

The sub-title compound was prepared according to the method described in Example 1(iv) (R)-hexahydromandelic acid (from 0.60 g; 3.8 mmol) yielding 0.15 g (10%).

30

(ii) Ch-(R)CH(OH)-C(O)-Aze-Pab x HCl

The title compound was prepared according to the method described in Example 1(v) from Ch-(R)CH(OH)-C(O)-Aze-Pab(Z) (0.12 g; 0.24 mmol; from step (i) above). Yield: 52 mg (54%).

5

¹H-NMR (300 MHz; D₂O; the spectrum was complicated due to rotamers): δ 0.7-2.0 (m, 11 H), 2.25-2.4 (m, 1 H), 2.6-2.9 (m, 1 H), 3.79 (d, 1 H, minor), 4.02 (d, 1 H, major), 4.05-4.15 (m, 2 H, minor), 4.35-4.45 (m (bt), 2 H, major), 4.5-4.6 (m, 2 H), 5.19 (m, 1 H, minor, the major signal overlapping with the HOD signal), 7.5-7.65 (m, 2 H), 7.75-7.85 (m, 2 H).

10 ¹³C-NMR (75 MHz, CDCl₃) amidine and carbonyl carbons (rotamers): 171.9, 170.2, 169.8 and 163.8.

Example 3

(Et)₂C(OH)-C(O)-Aze-Pab x HCl

15

(i) H-Aze-Pab(Z) x 2 HCl

The subtitle compound was prepared by reaction of Boc-Aze-Pab(Z) (see Example 1(ii) above) with EtOAc saturated with gaseous HCl. The reaction mixture was evaporated after half an hour to give H-Aze-Pab(Z) x 2 HCl in a quantitative yield.

20

(ii) (Et)₂C(OH)-C(O)-Aze-Pab(Z)

A mixture of diethylglycolic acid (0.13 g; 0.80 mmol), H-Aze-Pab(Z) x 2 HCl (0.39 g; 0.88 mmol; from step (i) above), TBTU (0.28 g; 0.88 mmol) in DMF (15 mL) was cooled on an ice bath. DIPEA (0.41 g; 3.2 mmol), was added and the reaction mixture was stirred at room temperature overnight. The resultant mixture was poured into 500 mL of water and extracted 3 times with ethyl acetate. The combined organic phase was washed with aqueous NaHCO₃ and water, dried (Na₂SO₄) and evaporated. The crude product was flash chromatographed on silica gel using methylene chloride:THF as eluent. Yield: 30 mg (8%).

$^1\text{H-NMR}$ (400 MHz; CDCl_3): δ 8.04 (bt, 1H), 7.77 (d, 2H), 7.40 (d, 2H), 7.35-7.2 (m, 5 H), 5.17 (s, 2H), 4.90 (m, 1 H), 4.46 (dd, 1 H), 4.39 (dd, 1 H), 4.3-4.2 (m, 2 H), 2.66 (m, 1 H), 2.44 (m, 1 H), 1.8-1.5 (m, 4 H), 0.9-0.75 (m, 6 H).

5 (iii) $(\text{Et})_2\text{C}(\text{OH})\text{-C}(\text{O})\text{-Aze-Pab x HCl}$

The title compound was prepared according to the method described in Example 1(v) from $(\text{Et})_2\text{C}(\text{OH})\text{-C}(\text{O})\text{-Aze-Pab}(\text{Z})$ (30 mg; 0.063 mmol; from step (ii) above). Yield: 19 mg (79%).

10 $^1\text{H-NMR}$ (300 MHz; D_2O ; the spectrum was complicated due to rotamers): δ 7.80 (d, 2 H), 7.65-7.5 (m, 2 H), 5.43 (m, 1 H, minor rotamer) 4.90 (m, 1 H, major rotamer), 4.6-4.5 (m, 3 H), 4.11 (m, 1 H, rotamer), 3.70 (m, 1H, rotamer), 2.8-2.55 (m, 1 H), 2.35-2.15 (m, 1 H), 1.9-1.6 (m, 4 H), 1.0-0.75 (m, 6 H).

15 $^{13}\text{C-NMR}$ (75 MHz; D_2O) amidine and carbonyl carbons (rotamers): δ 178.3, 177.4, 175.0, 173.5, 167.2.

Example 4

$(\text{Ph})_2\text{C}(\text{OH})\text{-C}(\text{O})\text{-Aze-Pab x HCl}$

20 (i) $(\text{Ph})_2\text{C}(\text{OH})\text{-C}(\text{O})\text{-Aze-Pab}(\text{Z})$

The sub-title compound was prepared according to the method described in Example 3(ii) from benzoic acid (0.18 g; 0.80 mmol). Yield: 0.16 g (35%).

25 $^1\text{H-NMR}$ (300 MHz; D_2O): δ 7.93 (bt, 1 H), 7.71 (d, 2 H), 7.54-7.15 (m, 17 H), 5.14 (s, 2 H), 4.89 (m, 1 H), 4.57 (m, 1 H), 4.48 (dd, 1 H), 4.35 (dd, 1 H), 3.60 (m, 1 H), 3.44 (m, 1 H), 2.44 (m, 1 H), 2.23 (m, 1 H).

(ii) $(\text{Ph})_2\text{C}(\text{OH})\text{-C}(\text{O})\text{-Aze-Pab x HCl}$

The title compound was prepared according to the method described in Example 1(v) from 30 $(\text{Ph})_2\text{C}(\text{OH})\text{-C}(\text{O})\text{-Aze-Pab}(\text{Z})$ (0.16 g; 0.28 mmol; from step (i) above). Yield: 90 mg (68%).

¹H-NMR (400 MHz; D₂O) the spectrum was complicated due to rotamers: δ 7.65-7.55 (m, 2 H), 7.4-7.1 (m, 12 H), 5.13 (m, 1 H, minor rotamer), 4.77 (m, 1 H, major rotamer), 4.43 (d, 1 H), 4.40 (d, 1 H), 4.12 (m, 1 H, major rotamer), 4.05-3.9 (m, 1 H, plus 1 H minor rotamer),
5 2.55 (m, 1 H, minor rotamer), 2.39 (m, 1 H, major rotamer), 2.08 (m, 1 H).

¹³C-NMR (75 MHz, D₂O) amidine and carbonyl carbons (rotamers): δ 175.7, 174.9, 174.6, 173.4, 167.1

Example 5

10 n-C₆H₁₃-(R,S)CH(OH)-C(O)-Aze-Pab x HCl

(i) n-C₆H₁₃-(R,S)CH(OH)-C(O)-Aze-Pab(Z)

The sub-title compound was prepared according to the method described in Example 3(ii) above from (R,S)-2-hydroxyoctanoic acid (0.13 g; 0.80 mmol yielding 0.25 g (61%).

15

¹H-NMR (400 MHz; CDCl₃): δ 8.24 (bt, 1H, one diastereomer), 7.89 (bt, 1H, one diastereomer), 7.8-7.75 (m, 2H), 7.4-7.45 (m, 2H), 7.35-7.25 (m, 5 H), 5.18 (s, 2H), 4.95-4.85 (m, 1 H), 4.55-4.35 (m, 2 H), 4.2-4.0 (m, 3 H), 2.8-2.65 (m, 1 H), 2.6-2.4 (m, 1 H), 2.0-1.2 (m, 10 H), 0.9-0.8 (m, 3 H).

20

(ii) n-C₆H₁₃-(R,S)CH(OH)-C(O)-Aze-Pab x HCl

The title compound was prepared according to the method described in Example 1(v) from n-C₆H₁₃-(R,S)CH(OH)-C(O)-Aze-Pab(Z) (0.14 g; 0.28 mmol; from step (i) above) yielding 88 mg (78%).

25

¹H-NMR (400 MHz; D₂O): δ 7.7-7.6 (m, 2 H), 7.45-7.3 (m, 2 H), 5.03 (m, 1 H, one diastereomer) 4.74 (m, 1 H, one diastereomer overlapping with the water signal), 4.45-4.35 (m, 2 H), 4.3-4.1 (m, 2 H), 4.0-3.8 (m, 1H), 2.65-2.45 (m, 1 H), 2.3-2.1 (m, 1 H), 1.6-0.9 (m, 10 H), 0.75-0.65 (m, 3 H).

^{13}C -NMR (75 MHz; D_2O) amidine and carbonyl carbons (diastereomers and rotamers): δ 176.8, 176.4, 176.0, 173.5, 173.3, 173.2, 167.2.

Example 6

5 Ph-(R)CH(OH)-C(O)-Aze-Pab

(i) Ph-(R)CH(OH)-C(O)-Aze-Pab(Z)

The sub-title compound was prepared according to the method described in Example 3(ii) from (R)-mandelic acid (0.12 g; 0.8 mmol). The crude product (0.315 g) was purified by
10 flash chromatography (Si-gel; THF:EtOAc (6:4)). Yield 0.128 g (32%) of white powder, purity 91.2% (HPLC)

^1H -NMR (499.803 MHz, CDCl_3): δ 8.14 (t, 1H), 7.72 (d, 2H), 7.42 (d, 2H), 7.33 (t, 4H), 7.28 (m, 3H), 7.22 (d, 2H), 5.18 (s, 2H), 4.92 (s, 1H), 4.79 (dd, 1H), 4.54 (broad s, 1H), 4.39 (d,
15 2H), 4.00 (q, 1H), 3.53 (q, 1H), 2.48 (m, 1H), 2.24 (m, 1H), 2.19 (broad s, 1H)

^{13}C -NMR (125.688 MHz; CDCl_3) (carboxylic and amidine carbons): δ 173.1, 170.3, 168.1, 164.5

(ii) Ph-(R)CH(OH)-C(O)-Aze-Pab

20 Ph-(R)CH(OH)-C(O)-Aze-Pab(Z) (107 mg; 0.214 mmol; from step (i) above) was dissolved in THF:water (2:1), 37 mg of Pd/C (4 mol% Pd) was added and the resulting solution was hydrogenated over 6 hours. The solution was filtrated through hyflo, and evaporated to dryness. To the resulting white powder was added 20 mL of water acidified with 0.42 mL of 1M HCl (ca. 2 equivalents). The resulting solution was washed with 5 mL of EtOAc and 10
25 mL of diethyl ether, and freeze-dried twice. Yield: 72 mg (84%) of white powder. Purity: 91% (HPLC)

^1H -NMR (399.968 MHz; D_2O): δ 7.57 (t, 2H), 7.36 (d, 1H), 7.32 (s,3), 7.27 (s, 1H), 7.25 (d, 1H), 7.19 (m, 1H), 5.17 (s, 1H, major), 5.09 (s, 1H, minor), 5.00 (dd, 1, minor), 4.38 (s,2,
30 major), 4.20 (dd, 1H, major), 3.98 (dd, 2H, minor), 3.97 (m, 1H, major), 3.75 (dd, 1H), 2.68

(s, 1H, minor), 2.65 (m, 1H, minor), 2.35 (m, 1H, major), 2.12 (m, 1H, major), 2.03 (m, 1H, minor)

¹³C-NMR (111.581 MHz; D₂O) (carbonyl and amidine carbons): δ 174.5, 173.2, 172.5, 172.4

5 Example 7

Ph(4-CF₃)-(R,S)CH(OH)-C(O)-Aze-Pab x HCl

(i) Ph(4-CF₃)-(R,S)CH(OH)-C(O)-Aze-Pab(Z)

The sub-title compound was prepared according to method described in Example 3(ii) from
10 (R,S)-4-trifluoromethylmandelic acid (0.19 g; 0.88 mmol). Flash chromatography (Si-gel, CH₂Cl₂:THF (6:4)) yielded 0.13 g (26%) of white powder.

¹H-NMR (300 MHz; CDCl₃): δ 9.6-9.2 (b, 1H), 8.1 (bt, 1 H, diastereomer), 7.9 (bt, 1 H, diastereomer), 7.7-7.1 (m, 13 H), 5.16 (s, 2 H), 5.07 (s, 1 H, diastereomer), 4.98 (s, 1 H, diastereomer), 4.80 (m, 1 H), 4.5-4.2 (m, 2 H), 4.1-3.5 (m, 2 H), 2.5-2.2 (m, 2 H)

15 ¹³C-NMR (75 MHz; CDCl₃), amidine and carbonyl carbons (diastereomers): δ 173.3, 172.4, 170.3, 168.3, 164.4

(ii) Ph(4-CF₃)-(R,S)CH(OH)-C(O)-Aze-Pab x HCl

20 Prepared according to the method described in Example 1(v) from Ph(4-CF₃)-(R,S)CH(OH)-C(O)-Aze-Pab(Z) (133 mg; 0.23 mmol; from step (i) above) to give the title compound as a white crystalline powder. Yield 77 mg (70%).

¹H-NMR (300 MHz; D₂O): δ 8.84 (m, 1 H, diastereomer/rotamer), 8.73 (m, 1 H, diastereomer/rotamer), 8.52 (m, 1 H, diastereomer/rotamer), 7.8-7.4 (m, 8 H), 5.46, 5.44, 5.30, 5.20 (singlets, 1 H, diastereomers/rotamers), 4.96 (m, 1 H, diastereomer/rotamer; other signals from the same proton overlapping with the HDO-signal), 4.6-4.0 (m, 4 H), 2.9-2.5 (m, 1 H), 2.4-2.1 (m, 1 H)

30 ¹³C-NMR (75 MHz; D₂O), amidine and carbonyl carbons (diastereomers and rotamers): δ 173.6, 173.3, 173.1, 173.0, 172.9, 167.0

Example 8Ph(4-OMe)-(R,S)CH(OH)-C(O)-Aze-Pab x HCl(i) Ph(4-OMe)-(R,S)CH(OH)-C(O)-Aze-Pab(Z)

- 5 The sub-title compound was prepared according to method 3(ii) from (R,S) 4-methoxymandelic acid (0.18 g; 1.0 mmol. Flash chromatography (Si-gel; EtOAc:MeOH (95:5)) yielded 27 mg (17%) of white powder.

Diastereomeric ratio 85:15; signals from the major diastereomer:

- 10 ¹H-NMR (400 MHz; CDCl₃): δ 8.19 (m, 1 H), 7.80 (d, 2 H), 7.45 (d, 2 H), 7.4-7.2 (m, 7 H), 7.13 (d, 2 H, minor rotamer), 6.90 (d, 2 H, major rotamer), 6.82 (d, 2 H, minor rotamer), 5.21 (s, 2 H), 4.9-4.85 (m, 2 H; thereof a singlet at 4.89 (1 H)), 4.6-4.4 (m, 2 H), 4.02 (m, 1 H), 3.81 (s, 3 H), 3.55 (m, 1 H), 2.62 (m, 1 H), 2.32 (m, 1 H)
- ¹³C-NMR (100 MHz; CDCl₃) amidine and carbonyl carbons: δ 173.6, 170.3, 167.8, 164.6

15

(ii) Ph(4-OMe)-(R,S)CH(OH)-C(O)-Aze-Pab x HCl

The title compound was prepared according to method described in Example 1(v) from Ph(4-OMe)-(R,S)CH(OH)-C(O)-Aze-Pab(Z) (27 mg; 0.05 mmol; from step (i) above). Yield 15 mg (68%) of white powder.

20

Diastereomeric ratio 85:15; signals from the major diastereomer:

- ¹H-NMR (400 MHz; D₂O): δ 7.7-7.6 (m, 2 H), 7.5-7.3 (m, 4 H), 7.18 (d, 2 H, rotamer), 6.97 (d, 2 H, rotamer), 6.9-6.85 (m, 2 H, rotamer), 5.19 (s, 1 H, rotamer), 5.14 (s, 1 H, rotamer), 5.01 (m, 1 H, rotamer), 4.76 (m, 1 H rotamer), 4.48 (s, 1 H), 4.3-3.7 (m, 7 H, thereof 2
- 25 singlets at 3.78, 3.77 (3H)), 2.73 (m, 1 H, rotamer), 2.46 (m, 1 H, rotamer), 2.3-2.0 (m, 1 H)
- ¹³C-NMR (75 MHz, D₂O), amidine and carbonyl carbons (rotamers): δ 175.5, 174.1, 173.3, 173.1, 167.1, 167.0

30

Example 9Ph(4-OH)-(R,S)CH(OH)-C(O)-Aze-Pab x HCl(i) Ph(4-OH)-(R,S)CH(OH)-C(O)-Aze-Pab(Z)

- 5 The sub-title compound was prepared according to the method described in Example 3(ii) from (R,S)-4-hydroxymandelic acid (0.34 g; 2.0 mmol). Flash chromatography (Si-gel, EtOAc/EtOH 9/1) yielded 0.18 g (17%).

¹H-NMR (400 MHz; CDCl₃): δ 7.70 (d, 2 H, minor diastereomer/rotamer), 7.64 (d, 2 H, major diastereomer/rotamer), 7.5-7.0 (m, 7 H), 6.82 (d, 2 H, major diastereomer/rotamer), 6.67 (d, 2 H, minor diastereomer/rotamer), 6.43 (d, 2 H, major diastereomer/rotamer), 5.30, 5.26, 5.22, 5.21 (singlets, 2 H, diastereomers/rotamers), 4.95-4.8 (m, 2 H), 4.15-4.05 (m, 2 H), 4.0-3.7 (m, 2 H), 2.7-2.5, (m, 2 H)

15 (ii) Ph(4-OH)-(R,S)CH(OH)-C(O)-Aze-Pab x HCl

The sub-title compound was prepared according to the method described in Example 1(v) from Ph(4-OH)-(R,S)CH(OH)-C(O)-Aze-Pab(Z) (94 mg; 0.18 mmol; from step (i) above). Yield: 37 mg (49%) of white powder.

20 ¹H-NMR (600 MHz; D₂O): δ 7.76, 7.72, 7.71, 7.68, 7.52, 7.47, 7.40, 7.35, 7.25, 7.19, 7.11, 6.97, 6.82, 6.76, 6.73, 6.71 (doublets, 8 H, diastereomers/rotamers), 5.19 (s, 1 H, diastereomer/rotamer), 5.17 (s, 1 H, diastereomer/rotamer), 5.14 (s, 1 H, diastereomer/rotamer), 5.01 (m, 1 H, diastereomer/rotamer), 4.88 (m, 1 H, diastereomer/rotamer; other signals from the same proton overlapping with the HDO-signal), 4.6-3.8 (m, 4 H), 2.77 (m, 1 H, diastereomer/rotamer), 2.62 (m, 1 H, diastereomer/rotamer), 2.49 (m, 1 H, diastereomer/rotamer), 2.3-2.1 (m, 1 H)

¹³C-NMR (75 MHz; D₂O), amidine and carbonyl carbons (diastereomers and rotamers): δ 175.9, 174.8, 174.3, 173.3, 173.2, 172.9, 167.1

Example 10Ph-CH₂-(R)CH(OH)-C(O)-Aze-Pab x HCl(i) Ph-CH₂-(R)CH(OH)-C(O)-Aze-Pab(Z)

- 5 The sub-title compound was prepared according to method described in Example 3(ii) from (R)-phenyllactic acid (0.25 g; 1.5 mmol. Flash chromatography (Si-gel, CH₂Cl₂:THF (6:4)) yielded 0.28 g (36%).

¹H-NMR (500 MHz; CDCl₃): δ 8.19 (m, 1 H), 7.72 (d, 2 H), 7.43 (d, 2 H), 7.4-7.1 (m, 10 H),
10 5.19 (s, 2 H), 4.73 (m, 1 H), 4.45-4.25 (m, 2 H), 4.19 (m, 1 H), 3.86 (m, 1 H), 3.18 (m, 1 H),
3.0-2.9 (m, 2 H), 2.42 (m, 1 H), 2.14 (m, 1 H)

¹³C-NMR (125 MHz; CDCl₃), amidine and carbonyl carbons: δ 174.5, 170.2, 167.9, 164.3

(ii) Ph-CH₂-(R)CH(OH)-C(O)-Aze-Pab x HCl

- 15 The title compound was prepared according to the method described in Example 1(v) from Ph-CH₂-(R)CH(OH)-C(O)-Aze-Pab(Z) (0.22 g; 0.43 mmol; from step (i) above) to yield 101.5 mg (57%) of white powder.

¹H-NMR (600 MHz; D₂O): δ 7.73 (d, 2 H, major rotamer), 7.62 (d, 2 H, minor rotamer), 7.5-
20 7.4 (m, 2 H), 7.4-7.2 (m, 5 H), 7.10 (m, 2 H, minor rotamer), 4.71 (m, 1 H, major rotamer),
4.5-4.4 (m, 2 H), 4.34 (m, 1 H, minor rotamer), 4.14 (m, 1 H), 4.03 (m, 1 H), 3.53 (m, 1 H),
3.05-2.95 (m, 2 H, major rotamer), 2.9-2.7 (m, 2 H, minor rotamer), 2.65-2.5 (m, 1 H, minor
rotamer), 2.5-2.3 (m, 1 H, major rotamer), 2.3-2.1 (m, 1 H)

¹³C-NMR (75 MHz; D₂O), amidine and carbonyl carbons (rotamers): δ 175.9, 175.0, 173.7,
25 173.2, 167.1, 166.8

Example 11**Ch-(R)CH(OH)-C(O)-Pic-Pab****(i) Boc-Pic-OH**

5 Prepared according to M.Bodanszky and A.Bodanszky ("The Practise of Peptide Synthesis", Springer-Verlag) using THF instead of dioxan as solvent.

¹H NMR (300 MHz; CDCl₃): δ 5.0-4.8 (br d, 1H), 4.0 (br s, 1H), 3.0 (br s, 1H), 2.20 (d, 1H), 1.65 (m, 2H), 1.5-1.3 (s + m, 13H)

10

(ii) Boc-Pic-Pab(Z)

The sub-title compound was prepared according to the method described in Example 1(ii) above from Boc-Pic-OH (2.02g; 8.8 mmol; from step (i) above) yielding 1.59g (44%).

15 FAB-MS m/z 495 (M + 1)⁺

¹H NMR (400 MHz; CDCl₃): δ 7.83 (d, 2H), 7.43 (d, 2H), 7.36-7.11 (m, 5H), 6.52 (bs, NH), 5.20 (s, 2H), 4.81-4.72 (m, 1H), 4.61-4.34 (m, 2H), 4.10-3.90 (m, 1H), 2.79-2.64 (m, 1H), 2.36-2.25 (m, 1H), 1.7-1.3 (m, 14H)

20

(iii) H-Pic-Pab(Z) x 2 HCl

Boc-Pic-Pab(Z) (1.59 g; 3.25 mmol; from step (ii) above) was dissolved in 100 mL of EtOAc saturated with HCl. The reaction mixture was evaporated after half an hour to give the title product in quantitative yield.

25

FAB-MS m/z 395 (M + 1)⁺

¹H NMR (300 MHz; D₂O): δ 7.82 (d, 2H), 7.63-7.41 (m, 7H), 5.47 (s, 2H), 4.69-4.49 (AB-system centered at δ 4.59, 2H), 4.03 (dd, 1H), 3.52 (bd, 1H), 3.10 (dt, 1H), 2.29 (dd, 1H),

30 2.08-1.61 (m, 5H)

(iv) H-Pic-Pab(Z)

The sub-title compound was generated by dissolving the dihydrochloride from step (iii) above in 2M NaOH followed by extraction with CH₂Cl₂ and evaporation of the organic solvent.

(v) Ch-(R)CH(OH)-C(O)-Pic-Pab(Z)

The sub-title compound was prepared according to the method described in Example 3(ii) from (R)-hexahydromandelic acid (0.152 g; 0.96 mmol) and H-Pic-Pab(Z) (0.417 g; 1.06 mmol; from step (iv) above). Flash chromatography (Si gel, first EtOAc:toluene (3:2), then EtOAc) yielded 90 mg (18%).

¹H-NMR (300 MHz; CDCl₃): δ 7.82 (d, 2H), 7.5-7.2 (m, 7H), 6.63 (t, X part of ABX-system, NH), 5.21 (s, 2H), 5.14 (d, 1H), 4.46 (ABX-system, 2H), 4.26 (apparent s, 1H), 3.61 (bd, 1H), 3.52 (bd, 1H), 3.06 (dt, 1H), 2.30 (bd, 1H), 1.92-1.0 (m, 14H), 0.95-0.8 (m, 1H)

¹³C-NMR (75 MHz; CDCl₃) amidine and carbonyl carbons: δ 174.8, 170.3, 167.8 and 164.6.

(vi) Ch-(R)CH(OH)-C(O)-Pic-Pab x HCl

The title compound was prepared according to the method described in Example 1(v) from Ch-(R)CH-(OH)C(O)-Pic-Pab(Z) (from 59 mg; 0.11 mmol; from step (v) above) yielding 19 mg (40%).

FAB-MS m/z 401 (M + 1)⁺

¹H-NMR (300 MHz; D₂O) the spectrum was complicated due to rotamers: δ 7.91-7.72 (m, major and minor rotamer, 2H), 7.58 (d, minor rotamer, 2H), 7.53 (d, major rotamer, 2H), 5.17 (apparent bs, major rotamer, 1H), 4.66-4.28 (m, 3H), 3.96 (bd, major rotamer, 1H), 3.26 (bt, major rotamer, 1H), 3.05-2.88 (m, minor rotamer, 1H), 2.39-2.20 (m, 1H), 2.0-0.75 (m, 16H)

¹³C-NMR (75 MHz; MeOD) amidine and carbonyl carbons at δ 175.86, 173.20, 168.53

Example 12Ch-CH₂-(R)CH(OH)-C(O)-Pic-Pab x HCl(i) Ch-CH₂-(R)CH(OH)-C(O)OH

5 A solution of phenyllactic acid (2.57 g) and rhodium on alumina (0.75 g) in MeOH (170 mL) was hydrogenated in H₂-atmosphere at 3 atmospheres for 2 days. The mixture was filtered through hyflo and evaporated to dryness to give the product in quantitative yield.

¹H-NMR (400 MHz; CDCl₃): δ 4.23 (bdd, 1H), 3.24 (apparent s, OH), 1.68 (bd, 1H), 1.63-
10 1.43 (m, 6H), 1.43-1.31 (m, 1H), 1.21-1.0 (m, 3H), 0.95-0.75 (m, 157 mg (0.91 mmol) 2H)

(ii) Ch-CH₂-(R)CH(OH)-C(O)-Pic-Pab(Z)

The sub-title compound was prepared according to the method described in Example 1(iv) from H-Pic-Pab(Z) x 2 HCl (353 mg; 0.76 mmol; see Example 11(iii) above) and
15 Ch-CH₂-(R)CH-(OH)-COOH (157 mg; 0.91 mmol; from step (i) above). The product was flash chromatographed (Si gel, EtOAc:toluene (7:3)) yielding 92 mg (22%).

¹H-NMR (300 MHz; CDCl₃): δ 7.72 (d, 2H), 7.46-7.1 (m, 7H), 6.90 (t, NH), 5.18 (s, 2H),
5.07 (d, 1H), 4.45 (bd, 1H), 4.37 (d, 2H), 3.73-3.47 (m, 2H), 3.10 (bt, 1H), 2.24 (bd, 1H),
20 2.15-2.0 (m, 1H), 1.90 (bd, 1H), 1.80-1.05 (m, 12H), 1.05-0.75 (m, 3H)

¹³C-NMR (75 MHz; CDCl₃) amidine and carbonyl carbons: δ 175.88, 170.43, 168.04 and
164.58.

(iii) Ch-CH₂-(R)CH(OH)-C(O)-Pic-Pab x HCl

25 The title compound was prepared according to the method described in Example 1(v) above from Ch-CH₂-(R)CH(OH)-C(O)-Pic-Pab(Z) (62 mg; 0.113 mmol; from step (ii) above) yielding 47 mg (92%).

FAB-MS m/z 415 (M + 1)⁺

¹H-NMR (300 MHz; D₂O) the spectrum was complicated due to rotamers: δ 7.85-7.71 (m, major and minor rotamer, 2H), 7.56 (d, minor rotamer, 2H), 7.50 (d, major rotamer, 2H), 5.12 (apparent bs, major rotamer, 1H), 4.68-4.25 (m, 3H, partly hidden by HDO), 3.80 (bd, major rotamer, 1H), 3.24 (bt, major rotamer, 1H), 2.89 (bt, minor rotamer, 1H), 2.25 (m, 1H), 1.92-
5 0.82 (m, 17H), 0.60-0.40 (m, major rotamer, 1H)

¹³C-NMR (75 MHz; D₂O) amidine and carbonyl carbons (rotamers): δ 177.10, 173.88, 173.07, 167.24

Example 13

10 Ph-(R)CH(OMe)-C(O)-Aze-Pab x HCl

(i) H-Aze-OMe x HCl

MeOH (200 ml) was cooled to -40°C under an argon atmosphere. Thionyl chloride (47.1 g; 0.396 mol) was added dropwise and the reaction mixture was stirred at -10°C for 35
15 minutes. H-Aze-OH (10.0 g; 0.099 mol) was added and the mixture was stirred at room temperature overnight. The reaction mixture was subsequently evaporated to yield 16.1 g (100%) of the title compound.

¹H NMR (400 MHz; CDCl₃): δ 5.12-5.24 (m, 1 H), 4.08-4.29 (m, 2 H), 3.84 (s, 3 H), 2.65-
20 2.87 (m, 2 H).

(ii) Ph-(R)CH(OMe)-C(O)-Aze-OMe

The subtitle compound was prepared according to the procedure described in Example 1(ii) from R(-)-α-methoxyphenyl acetic acid (0.60 g; 3.6 mmol) and H-Aze-OMe x HCl (0.55 g,
25 3.6 mmol, from step (i) above) yielding 0.32 g (34%).

¹H NMR (400 MHz; CDCl₃): δ 7.29-7.48 (m, 5 H), 4.71-5.08 (m, 2 H), 3.92-4.31 (m, 2 H), 3.69-3.83 (m, 3 H), 3.19-3.46 (m, 3 H), 2.13-2.65 (m, 2 H).

(iii) Ph-(R)CH(OMe)-C(O)-Aze-OH

To a solution of Ph-(R)CH(OMe)-C(O)-Aze-OMe (0.32 g; 1.2 mmol; from step (ii) above) in THF (10 ml) a solution of lithium hydroxide monohydrate (0.071 g; 1.7 mmol) in H₂O (6 ml) was added. The reaction mixture was stirred for 3 h and was subsequently
5 evaporated. The residue was dissolved in H₂O and was extracted with toluene. The pH of the H₂O layer was adjusted to 3 with aqueous HCl followed by an extraction with ethyl acetate (4 times). The combined organic layer was evaporated to yield 0.28 g (92%) of the title compound.

10 ¹H NMR (300 MHz; CDCl₃): δ 7.30-7.50 (m, 5 H), 4.95-5.10 (m, 1 H), 4.80 (s, 1 H), 4.10-4.35 (m, 2 H), 3.40 (s, 3 H), 2.40-2.80 (m, 2 H).

(iv) Ph-(R)CH(OMe)-C(O)-Aze-Pab(Z)

The sub-title compound was prepared according to the procedure described in Example 1(ii)
15 from H-Pab(Z) x HCl (0.36 g; 1.0 mmol) and Ph-CH(OMe)-C(O)-Aze-OH (0.25 g; 1.0 mmol; from step (iii) above) to yield 0.39 g (76%) as a white powder.

¹H-NMR (400 MHz; CDCl₃): δ 8.29 (m, 1 H), 7.77 (d, 2 H), 7.45 (d, 2 H), 7.4-7.2 (m, 10 H), 5.22 (s, 2 H), 4.93 (m, 1 H), 4.69 (s, 1 H), 4.44 (m, 2 H), 4.15 (m, 2 H), 3.35 (s, 3 H), 2.69
20 (m, 1 H), 2.42 (m, 1 H)

(v) Ph-(R)CH(OMe)-C(O)-Aze-Pab x HCl

The title compound was prepared according to method described in Example 1(v) from Ph-(R)CH(OMe)-C(O)-Aze-Pab(Z) (0.15 g; 0.29 mmol; from step (iv) above) yielding 50.4 mg
25 (41%) as a white powder.

¹H-NMR (400 MHz; CD₃OD; the α-hydrogen of Aze and the benzylic hydrogen from the mandelate were obscured by the CD₃OH-signal): δ 7.8-7.6 (m, 2 H), 7.6-7.4 (m, 2 H), 7.4-7.1 (m, 5 H), 4.6-4.4 (m, 2 H), 4.3-4.0 (m, 2 H), 3.29 (s, 3 H), 2.7-2.5 (m, 1 H), 2.4-2.1 (m, 1 H)

Example 14Ph(3-OMe)-(R,S)CH(OH)-C(O)-Aze-Pab x HCl(i) Ph(3-OMe)-(R,S)CH(OH)-C(O)-Aze-Pab(Z)

- 5 The sub-title compound was prepared according to the method described in Example 3(ii) from (R,S)-3-methoxymandelic acid (270 mg; 1.5 mmol) yielding 340 mg (43%); diastereomeric ratio 1:1.

FAB-MS m/z 531 ($M + 1$)⁺

- 10 ¹H-NMR (400 MHz; CDCl₃): δ 8.14 (m, 1H, diastereomer), 7.87 (m, 1H, diastereomer), 7.8-7.0 (m, 10H), 6.9-6.7 (m, 3H), 5.16 (s, 2H), 4.96 (s, 1H, diastereomer), 4.88 (s, 1H, diastereomer), 4.85-4.7 (m, 1H), 4.4-4.2 (m, 2H), 4.05-3.9 (m, 1H), 3.71 (s, 3H, diastereomer), 3.71 (m, 1H, diastereomer), 3.66 (s, 3H, diastereomer), 3.58 (m, 1H, diastereomer), 2.5-2.35 (m, 1H), 2.32 (m, 1H, diastereomer), 2.20 (m, 1H, diastereomer).
- 15 ¹³C-NMR (100 MHz; CDCl₃) amidine and carbonyl carbons (diastereomers): δ 173.9, 173.0, 170.5, 170.4, 168.3, 168.2, 164.5.

(ii) Ph(3-OMe)-(R,S)CH(OH)-C(O)-Aze-Pab x HCl

- The title compound was prepared according to the method described in Example 1(v) from
20 Ph(3-OMe)-(R,S)CH(OH)-C(O)-Aze-Pab(Z) (230 mg; 0.43 mmol; from step (i) above) yielding 126 mg (67%) of product. Diastereomeric ratio 1:1.

FAB-MS m/z 397 ($M + 1$)⁺

- 25 ¹H-NMR (400 MHz; D₂O; complicated due to (diastereomers/rotamers) and some impurities): δ 7.6-7.1 (m, 5H), 6.9-6.6 (m, 3H), 5.2-4.7 (m, 1-2H), 4.4-3.7 (m, 4-5H), 3.63 (s, 3H, diastereomer/rotamer), 3.55 (m, 3H, diastereomer/rotamer), 2.5-2.3 (m, 1H) 2.2-2.0 (m, 1H).
- ¹³C-NMR (75 MHz; D₂O) amidine and carbonyl carbons (diastereomers/rotamers): δ 175.8, 175.4, 174.8, 174.6, 168.5.

Example 15**Ph(3-Me)-(R,S)CH(OH)-C(O)-Aze-Pab x HOAc****(i) (R,S)-3-Methylmandelic acid**

5 A mixture of 3-methylbenzaldehyde (12.0 g; 0.1 mol) and benzyltriethylammonium chloride (1.23 g; 0.005 mol) in CHCl_3 (16 ml) was stirred at 56°C . A solution of NaOH (25 g) in H_2O (25 ml) was added dropwise to the mixture. When the addition was completed the reaction mixture was stirred for 1 h. The reaction mixture was diluted with H_2O (to give 400 ml) and extracted with diethyl ether (3 x 50 ml). The pH of the mixture
10 was adjusted to 1 with H_2SO_4 (conc.) followed by an extraction with diethyl ether (6 x 50 ml). The combined organic layer was dried (MgSO_4) and evaporated. The crude product (11.6 g) was recrystallized from toluene to give 8.47 g (51%) of the title compound.

LC-MS m/z 165 ($\text{M} - 1$), 331 ($2\text{M} - 1$)

15 ^1H NMR (600 MHz; CD_3OD): δ 7.10-7.28 (m, 4 H), 5.08 (s, 1 H), 2.32 (s, 3 H).

(ii) Ph(3-Me)-(R,S)CH(OH)-C(O)-Aze-Pab(Z)

The sub-title compound was prepared according to the method described in Example 3(ii) from (R,S)-3-methylmandelic acid (0.22 g; 1.3 mmol; from step(i) above) yielding 0.37 g
20 (54%).

LC-MS m/z 515 ($\text{M} + 1$)⁺

^1H NMR (400 MHz; CDCl_3): δ 8.11-8.21 (t, NH), 6.97-7.89 (m, 13 H), 5.18-5.24 (m, 2 H), 4.83-5.00 (m, 2 H), 4.37-4.58 (m, 2 H), 3.50-4.11 (m, 2 H), 2.39-2.71 (m, 2 H), 2.27-2.38
25 (m, 3 H).

(iii) Ph(3-Me)-(R,S)CH(OH)-C(O)-Aze-Pab x HOAc

A mixture of Ph(3-Me)-(R,S)CH(OH)-C(O)-Aze-Pab(Z) (0.105 g; 0.20 mmol; from step (ii) above), acetic acid (0.012 g, 0.20 mmol) and Pd/C (5%, 0.14 g) in ethanol (12 ml) was
30 hydrogenated at atmospheric pressure for 6 h. The reaction mixture was filtrated and the

filtrate was evaporated. The crude product (97 mg) was dissolved in H₂O and freeze-dried resulting in a sticky product. The product was dissolved in HOAc and was freeze-dried again without any improvement. The product was dissolved in H₂O, filtered through a HPLC-filter and was freeze-dried. The yield was 67 mg (76%) of the title compound.

5

LC-MS m/z 381 (M + 1)⁺

¹H NMR (400 MHz; D₂O): δ 6.89-7.72 (m, 8 H), 4.79-5.23 (m, 2 H), 3.76-4.51 (m, 4 H), 2.38-2.82 (m, 2 H), 2.15-2.27 (m, 3 H)

¹³C NMR (75.5 MHz; D₂O; complicated due to diastereomers/rotamers) amidine and
10 carbonyl carbons: δ 181.21, 175.43, 174.38, 173.94, 173.23, 173.06, 172.16, 167.00

Example 16

Ph(3-OEt)-(R,S)CH(OH)-C(O)-Aze-Pab x HOAc

15 (i) (R,S)-3-Ethoxymandelic acid

(R,S)-3-hydroxymandelic acid (0.712 g; 4.236 mmol) was dissolved in acetonitrile (15 ml). K₂CO₃ (2.34 g, 16.94 mmol) was added and ethyl iodide (1.03 ml, 12.71 mmol) was added dropwise. The reaction mixture was refluxed for 2 h and was subsequently evaporated.

The residue was dissolved in H₂O (25 ml) and acetone (6 ml) and the mixture was stirred at
20 room temperature for 3 h. The reaction mixture was evaporated and the resulting H₂O layer was extracted with ethyl acetate. The pH of the H₂O layer was adjusted to 2 with aqueous KHSO₄ and more H₂O was added to dissolve formed salts. The H₂O-solution was extracted with ethyl acetate (3 times). The combined organic layer was washed with H₂O, dried (Na₂SO₄) and evaporated. The residue was subjected to preparative RPLC (25%
25 acetonitrile:75% 0.1 M HOAc) and the fractions containing product was evaporated. The resulting H₂O layer was extracted with ethyl acetate (3 times) and the combined organic layer was washed with H₂O, dried (Na₂SO₄) and evaporated. The yield was 182 mg (22%) of the sub-title compound.

30 LC-MS M/Z 195 (M - 1)⁻, 391 (2M - 1)⁻, 587 (3M - 1)⁻

¹H NMR (400 MHz; CD₃OD): δ 6.80-7.27 (m, 4 H), 5.08 (s, 1 H), 3.99-4.13 (m, 2 H) 1.34-1.40 (t, 3 H).

(ii) Ph(3-OEt)-(R,S)CH(OH)-C(O)-Aze-Pab(Z)

5 The sub-title compound was prepared according to the method described in Example 3(ii) from (R,S)-3-ethoxymandelic acid (0.178 g; 0.907 mmol; from step (i) above) yielding 259 mg (52%).

LC-MS m/z 545 (M + 1)⁺

10 ¹H NMR (400 MHz; CDCl₃): δ 6.77-7.77 (m, 13 H), 5.16-5.21 (d, 2 H), 4.78-4.99 (m, 2 H), 4.27-4.51 (m, 2 H), 3.53-4.07 (m, 4 H), 2.21-2.60 (m, 2 H), 1.29-1.41 (m, 3 H).

(iii) Ph(3-OEt)-(R,S)CH(OH)-C(O)-Aze-Pab x HOAc

The title compound was prepared according to the method described in Example 15(iii) above from Ph(3-OEt)-(R,S)CH(OH)-C(O)-Aze-Pab(Z) (0.182 g; 0.33 mmol; from step (ii) above) yielding 157 mg (100%).

LC-MS m/z 411 (M + 1)⁺

20 ¹H NMR (400 MHz; CD₃OD): δ 7.71-7.79 (m, 2 H), 7.49-7.60 (m, 2 H), 7.19-7.30 (m, 1 H), 6.94-7.02 (m, 2 H), 6.81-6.90 (m, 1 H), 5.09-5.18 (m, 1 H), 4.74-4.81 (m, 1H), 4.39-4.62 (m, 2 H), 3.93-4.35 (m, 4 H), 2.10-2.61 (m, 2 H), 1.32-1.40 (m, 3 H).

¹³C NMR (100.6 MHz; D₂O; complicated due to diastereomers/rotamers) amidine and carbonyl carbons: δ 180.68, 174.30, 173.50, 173.07, 172.44, 172.26.

25 Example 17

Ph(3-OPr(*n*))-(R,S)CH(OH)-C(O)-Aze-Pab x HOAc

(i) (R,S)-3-Allyloxymandelic acid

(R,S)-3-Hydroxymandelic acid (0.504 g; 3.0 mmol) was dissolved in dry acetone (25 ml) in nitrogen atmosphere. Allyl bromide (0.907 g; 7.5 mmol) and dry K₂CO₃ (1.037 g; 7.5

mmol) was added and the reaction mixture was stirred in nitrogen atmosphere for 16 h. The reaction mixture was subsequently evaporated. The residue was dissolved in H₂O (25 ml) and acetone (6 ml) and the mixture was stirred for 2 h (the reaction was followed by HPLC). The mixture was evaporated and the water layer was extracted with ethyl acetate. The pH of the water layer was adjusted to 2 with aqueous KHSO₄ and extracted with ethyl acetate (3 times). The combined organic layer was washed with H₂O, dried (Na₂SO₄) and evaporated to give the sub-title product in a yield of 0.175 g (28%).

¹H NMR (500 MHz; CDCl₃): δ 6.87-7.30 (m, 4 H), 5.97-6.10 (m, 1 H), 5.26-5.44 (m, 2 H), 5.20 (s, 1 H), 4.51-4.55 (d, 2 H).

(ii) Ph(3-OCH₂CH=CH₂)-(R,S)CH(OH)-C(O)-Aze-Pab(Z)

The sub-title compound was prepared according to the method described in Example 3(ii) from (R,S)-3-allyloxymandelic acid (0.167 g; 0.8 mmol; from step (i) above) yielding 260 mg (58%).

¹H NMR (500 MHz; CDCl₃): δ 8.09-8.17 (t, NH), 6.79-7.87 (m, 13 H), 5.94-6.09 (m, 1 H), 5.20-5.44 (m, 4 H), 4.86-5.02 (m, 2 H), 4.32-4.62 (m, 4 H), 3.54-4.15 (m, 2 H), 2.30-2.74 (m, 2 H).

(iii) Ph(3-OPr(*n*))-(R,S)CH(OH)-C(O)-Aze-Pab x HOAc

The title compound was prepared according to the method described in Example 15(iii) from Ph(3-OCH₂CH=CH₂)-(R,S)CH(OH)-C(O)-Aze-Pab(Z) (0.06 g; 0.1 mmol; from step (ii) above) yielding 47mg (97%).

LC-MS m/z 425 (M+1)⁺, 423 (M - 1)⁻

¹H NMR (500 MHz; D₂O): δ 6.70-7.71 (m, 8 H), 4.70-5.25 (m, 2 H), 3.78-4.53 (m, 6 H), 2.05-2.80 (m, 2 H), 1.56-1.75 (m, 2 H), 0.82-0.95 (m, 3 H).

Example 18**Ph(3-OPr(*iso*))-~~(R,S)~~CH(OH)-C(O)-Aze-Pab x HOAc****(i) (R,S)-3-isopropoxymandelic acid**

- 5 The sub-title compound was prepared according to the method described in Example 16(i) above from (R,S)-3-hydroxymandelic acid (0.70 g; 4.16 mmol), Cs₂CO₃ (5.87 g; 16.65 mmol) and isopropyl iodide (1.25 ml; 12.49 mmol) yielding 62 mg (7%).

LC-MS m/z 209 (M - 1)⁻

- 10 ¹H NMR (400 MHz; CD₃OD): δ 6.81-7.25 (m, 4 H), 5.08 (s, 1 H), 4.53-4.64 (m, 1 H), 1.28-1.32 (d, 6 H).

(ii) Ph(3-OPr(*iso*))-~~(R,S)~~CH(OH)-C(O)-Aze-Pab(Z)

- The sub-title compound was prepared according to the method described in Example 3(ii)
15 above from (R,S)-3-isopropoxymandelic acid (0.063 g; 0.3 mmol; from step (i) above) yielding 60 mg (34%).

LC-MS m/z 559 (M + 1)⁺

- 20 ¹H NMR (400 MHz; CDCl₃): δ 6.75-7.79 (m, 13 H), 5.18-5.24 (m, 2 H), 4.81-4.99 (m, 2 H), 4.31-4.58 (m, 3 H), 3.97-4.15 (m, 1 H), 3.55-3.77 (m, 1 H), 2.24-2.64 (m, 2 H), 1.23-1.33 (m, 6 H).

(iii) Ph(3-OPr(*iso*))-~~(R,S)~~CH(OH)-C(O)-Aze-Pab x HOAc

- The title compound was prepared according to the method described in Example 15(iii)
25 above from Ph(3-OPr(*iso*))-~~(R,S)~~CH(OH)-C(O)-Aze-Pab(Z) (0.05 g; 0.090 mmol; from step (ii) above) yielding 41 mg (94%).

LC-MS m/z 425 (M + 1)⁺

¹H NMR (400 MHz; CD₃OD): δ 6.81-7.80 (m, 8 H), 5.08-5.18 (m, 1 H), 4.74-4.80 (m, 1 H), 4.53-4.64 (m, 2 H), 4.41-4.51 (m, 1 H), 3.93-4.35 (m, 2 H), 2.23-2.60 (m, 2 H), 1.25-1.32 (m, 6 H).

¹³C NMR (100.6 MHz; D₂O; complicated due to diastereomers/rotamers) amidine and
5 carbonyl carbons: δ 181.10, 173.60, 173.15, 172.48, 166.39.

Example 19

Ph(2-OMe)-(R,S)CH(OH)-C(O)-Aze-Pab x HOAc

10 (i) Ph(2-OMe)-(R,S)CH(OH)-C(O)-Aze-Pab(Z)

The sub-title compound was prepared according to the method described in Example 3(ii) above from (R,S)-2-methoxymandelic acid (0.18 g; 1.0 mmol) yielding 80 mg (17%).

¹H NMR (500 MHz; CDCl₃): δ 8.16-8.22, (t, NH), 6.81-7.85 (m, 13 H), 5.16-5.20 (m, 2
15 H), 4.79-4.91 (m, 1 H), 4.35-4.49 (m, 2 H), 3.84-4.02 (m, 2 H), 3.63-3.80 (m, 3 H), 3.32-3.56 (m, 1 H), 2.21-2.57 (m, 2 H).

(ii) Ph(2-OMe)-(R,S)CH(OH)-C(O)-Aze-Pab x HOAc

The title compound was prepared according to the method described in Example 15(iii)
20 above from Ph(2-OMe)-(R,S)CH(OH)-C(O)-Aze-Pab(Z) (0.08 g; 0.15 mmol; from step (i) above) yielding 45 mg (71%).

FAB-MS m/z 397 (M + 1)⁺

¹H NMR (500 MHz; D₂O): δ 6.83-7.70 (m, 8 H), 4.71-4.97 (m, 1 H), 4.34-4.51 (m, 2 H),
25 3.87-4.22 (m, 3 H), 3.67-3.75 (m, 3 H), 2.00-2.74 (m, 2 H).

¹³C NMR (75.5 MHz; D₂O; complicated due to diastereomers/rotamers) amidine and
carbonyl carbons: δ 179.96, 176.28, 174.97, 174.50, 173.44, 173.39, 173.29, 173.10,
167.12.

Example 20**Ph(3,5-diOMe)-(R,S)CH(OH)-C(O)-Aze-Pab x HOAc****(i) Ph(3,5-diOMe)-(R,S)CH(OH)-C(O)-Aze-Pab(Z)**

5 The sub-title compound was prepared according to the method described in Example 3(ii) above from (R,S)-3,5-dimethoxymandelic acid (0.21 g; 1.0 mmol; prepared according to the method described in Synthesis (1974) 724) yielding 0.31 g (62%).

¹H NMR (500 MHz; CDCl₃): δ 8.11-8.16 (t NH), 7.17-7.86 (m, 9 H), 6.41-6.49 (m, 3 H),
10 5.21-5.24 (d, 2 H), 4.84-5.03 (m, 2 H), 4.29-4.66 (m, 2 H), 3.67-4.17 (m, 8 H), 2.32-2.72 (m, 2 H).

(ii) Ph(3,5-diOMe)-(R,S)CH(OH)-C(O)-Aze-Pab x HOAc

The title compound was prepared according to the method described in Example 15(iii)
15 above from Ph(3,5-diOMe)-(R,S)CH(OH)-C(O)-Aze-Pab(Z) (0.15 g; 0.27 mmol; from step (i) above) yielding 120 mg (100%).

¹H NMR (500 MHz; D₂O): δ 7.34-7.75 (m, 4 H), 6.44-6.66 (m, 3 H), 4.67-5.12 (m, 1 H),
3.97-4.55 (m, 5 H), 3.79 (s, 3 H), 3.71-3.74 (m, 3 H), 2.14-2.85 (m, 2 H).
20 ¹³C NMR (75.5 MHz; D₂O; complicated due to diastereomers/rotamers) amidine and carbonyl carbons: 181.17, 174.85, 173.92, 173.53, 173.09, 172.98, 182.90, 166.77.

Example 21**Ph(3-OMe,4-OH)-(R,S)CH(OH)-C(O)-Aze-Pab x HOAc**

25

(i) Ph(3-OMe,4-OH)-(R,S)CH(OH)-C(O)-Aze-Pab(Z)

The sub-title compound was prepared according to the method described in Example 3(ii) above from (R,S)-4-hydroxy-3-methoxymandelic acid (0.20 g; 1.0) yielding 89 mg (16%).

30 LC-MS m/z 547 (M + 1)⁺, 545 (M - 1)⁻

^1H NMR (400 MHz; CDCl_3): δ 8.07-8.15 (m, NH), 6.64-7.86 (m, 12 H), 5.20-5.27 (m, 2 H), 3.57-5.00 (m, 9 H), 2.31-2.74 (m, 2 H).

(ii) Ph(3-OMe,4-OH)-(R,S)CH(OH)-C(O)-Aze-Pab x HOAc

- 5 The title compound was prepared according to the method described in Example 15(iii) above from Ph(3-OMe,4-OH)-(R,S)CH(OH)-C(O)-Aze-Pab(Z) (0.085 g; 0.16 mmol; from step (i) above yielding 57 mg (78%).

FAB-MS m/z 413 ($M+1$)⁺

- 10 ^1H NMR (500 MHz; D_2O ; complicated due to diastereomers/rotamers): δ 6.66-7.83 (m, 8 H), 4.80-5.25 (m, 2 H), 3.88-4.59 (m, 4 H), 3.68-3.88 (m, 3 H), 2.10-2.85 (m, 2 H).
 ^{13}C NMR (75.5 MHz; D_2O ; complicated due to diastereomers/rotamers) amidine and carbonyl carbons: δ 182.01, 175.56, 174.43, 174.04, 173.20, 173.05, 166.90, 166.85.

15 Example 22

Ph(2-F,5-CF₃)-(R,S)CH(OH)-C(O)-Aze-Pab x HOAc

(i) Ph(2-F,5-CF₃)-(R,S)CH(OH)-C(O)-Aze-Pab(Z)

- The sub-title compound was prepared according to the method described in Example 3(ii)
20 above from (R,S)-2-fluoro-5-trifluoromethylmandelic acid (0.3 g; 1.2 mmol; prepared according to the method described in Org. Synth. Coll. I, 336) yielding 0.32 g (51%).

FAB-MS m/z 587 ($M+1$)⁺

- 25 ^1H NMR (400 MHz; CDCl_3): δ 7.15-7.87 (m, 12 H), 5.19-5.30- (m, 2 H), 4.87-5.00 (m, 1 H), 4.36-4.60 (m, 3 H), 4.05-4.20 (m, 1 H), 3.60-3.73 (m, 1 H), 2.32-2.72 (m, 2 H).

(ii) Ph(2-F,5-CF₃)-(R,S)CH(OH)-C(O)-Aze-Pab x HOAc

- The title compound was prepared according to the method described in Example 15(iii)
above from Ph(2-F,5-CF₃)-(R,S)CH(OH)-C(O)-Aze-Pab(Z) (0.15 g; 0.26 mmol; from step
30 (i) above yielding 110 mg (90%).

^1H NMR (500 MHz, D_2O): δ 7.28-7.83 (m, 7 H), 5.43-5.65 (m, 1 H), 4.82-5.18 (m, 1 H), 3.97-4.56 (m, 4 H), 2.14-2.85 (m, 2 H).

^{13}C NMR (75.5 MHz; D_2O ; complicated due to diastereomers/rotamers) amidine and carbonyl carbons: δ 173.61, 173.33, 173.06, 172.83, 172.68, 172.62, 166.86, 164.27, 161.15, 160.92.

Example 23

Ph-(R,S)C(Et)(OH)-C(O)-Aze-Pab x HOAc

10

(i) Ph-(R,S)C(Et)(OH)-C(O)-Aze-Pab(Z)

The sub-title compound was prepared according to the method described in Example 3(ii) above from (R,S)-2-hydroxy-2-phenyl butanoic acid (0.18 g; 1.0 mmol), yielding 79 mg (15%).

15

LC-MS m/z 529 ($M + 1$)⁺, 527 ($M - 1$)⁻

^1H NMR (400 MHz, CDCl_3): δ 7.27-7.86 (m, 14 H), 5.22 (s, 2 H), 4.82-4.93 (m, 1 H), 4.39-4.57 (m, 2 H), 3.84-3.98 (m, 2 H), 2.02-2.64 (m, 4 H), 0.86-0.93 (m, 3 H).

20 (ii) Ph-(R,S)C(Et)(OH)-C(O)-Aze-Pab x HOAc

The title compound was prepared according to the method described in Example 15(iii) above from Ph-(R,S)C(Et)(OH)-C(O)-Aze-Pab(Z) (0.08 g; 0.15 mmol; from step (i) above) yielding 62 mg (90%) of the title compound.

25 FAB-MS m/z 395 ($M + 1$)⁺

^1H NMR (400 MHz; D_2O): δ 7.27-7.84 (m, 9 H), 4.83-5.35 (m, 1 H), 3.89-4.60 (m, 4 H), 2.40-2.61 (m, 1 H), 1.95-2.30 (m, 3 H), 0.78-0.95 (m, 3 H).

^{13}C NMR (75.5 MHz; D_2O ; complicated due to diastereomers/rotamers) amidine and carbonyl carbons: δ 182.09, 175.79, 175.48, 173.53, 173.23, 167.05.

30

Example 24**Ph-(R,S)C(Me)(OH)-C(O)-Aze-Pab x HOAc****(i) Ph-(R,S)C(Me)(OH)-C(O)-Aze-Pab(Z)**

5 The sub-title compound was prepared according to the method described in Example 3(ii) above from (S)-(+)-2-hydroxy-2-phenyl propionic acid (0.20 g; 1.2 mmol) yielding 0.17 g (31%).

¹H NMR (500 MHz; CDCl₃): δ 8.04-8.14 (t, NH), 7.17-7.80 (m, 14 H), 5.20 (s, 2 H), 4.76-4.86 (m, 1 H), 4.31-4.50 (m, 2 H), 3.76-3.94 (m, 2 H), 2.19-2.44 (m, 2 H), 1.70 (s, 3 H).

(ii) Ph-(R,S)C(Me)(OH)-C(O)-Aze-Pab x HOAc

The title compound was prepared according to the method described in Example 15(iii) above from Ph-(R,S)C(Me)(OH)-C(O)-Aze-Pab(Z) (0.08 g; 0.16 mmol; from step (i) above) yielding 48 mg (78%), diastomeric ratio: 85:15.

¹H NMR (500 MHz; D₂O): δ 7.30-7.79 (m, 9 H), 3.99-4.82 (m, 5 H), 2.09-2.74 (m, 2 H), 1.70-1.77 (m, 3 H).

¹³C NMR (75.5 MHz; D₂O; complicated due to rotamers) amidine and carbonyl carbons: δ 176.90, 176.34, 173.89, 173.48, 167.00.

Example 25**Ph-(R)CH(OH)-C(O)-Aze-Pac x HOAc****(i) Boc-Aze-OSu**

A mixture of Boc-Aze-OH (5 g, 25 mmol) and HOSu (2.88 g, 25 mmol) in 25 ml of THF was cooled on an ice bath. EDC (4.3 ml, 25 mmol) was added and the solution was stirred overnight. It was evaporated, dissolved in ethyl acetate, washed with KHSO₄ (aq, 0.3 M), Na₂CO₃ (aq, 10%), dried (MgSO₄) and evaporated. Crystallization from ethyl acetate:petroleum ether afforded 3.78 g (51%) of sub-title compound.

^1H NMR (300 MHz; CDCl_3) δ 4.89 (m, 1H), 4.07 (m, 1H), 3.95 (m, 1H), 2.85 (s, 4H), 2.67 (m, 1H), 2.45 (m, 1H), 1.42 (s, 9H)

5 (ii) Boc-Aze-Pac(Z)

A mixture of H-Pac(Z) x 2 HCl (0.227 g, 0.63 mmol), Boc-Aze-OSu (0.194 g, 0.65 mmol) and triethylamine (0.2 ml, 1.4 mmol) in 10 ml of THF was stirred at room temperature for 18 h. After evaporation the residue was dissolved in ethyl acetate, filtered through a plug of Celite and chromatographed on a silica gel column with ethyl acetate:THF (2:1). The
10 eluent was evaporated, dissolved in ethyl acetate, washed with water, dried (MgSO_4) and evaporated to give 0.250 g (81%) of sub-title compound.

^1H NMR (300 MHz; CDCl_3) δ 7.4-7.2 (m, 5H), 5.05 (s, 2H), 4.55 (bt, 1H), 3.85 (bq, 1H), 3.72 (bq, 1H), 3.2-3.0 (m, 2H), 2.4-2.2 (m, 2H), 2.10 (m, 1H), 1.9-1.7 (m, 4H), 1.5-1.3 (m,
15 11H, thereof s at 1.37, 9H) 1.0-0.8 (m, 2H)

(iii) H-Aze-Pac(Z)

The subtitle compound was prepared according to the method described in Example 3(i) from Boc-Aze-Pac(Z) (from step (ii) above) followed by an alkaline extractive work up.

20

(iv) Ph-(R)CH(OTBDMS)-C(O)-Aze-Pac(Z)

The sub-title compound was prepared analogously to the method described in Example 1(ii) above from Ph-(R)CH(OTBDMS)-C(O)OH (0.236 g, 0.89 mmol, prepared according to Hamada et al. J.Am. Chem. Soc., (1989) 111, 669) and H-Aze-Pac(Z) (0.25 g; 0.53
25 mmol; from step (iii) above; previously activated by stirring in CH_2Cl_2 :trifluoroacetic acid (1:1; 10 ml) for 30 minutes) yielding 160 mg (48%).

^1H NMR (500 MHz; CDCl_3): δ 7.20-7.44 (m, 10 H), 5.22 (s, 1 H), 5.06-5.16 (m, 2 H), 4.80-4.90 (m, 1 H), 3.92-4.43 (m, 2 H), 2.88-3.12 (m, 2 H), 2.35-2.60 (m, 2 H), 1.25-2.10
30 (m, 10 H), 0.84-0.94 (m, 9 H), 0.00-0.15 (m, 6 H)

(v) Ph-(R)CH(OH)-C(O)-Aze-Pac x HOAc

The title compound was prepared according to the method described in Example 15(iii) above from Ph-(R)CH(OTBDMS)-C(O)-Aze-Pac(Z) (0.16 g; 0.25 mmol; from step (iv) above), with purification by RPLC yielding 15 mg (14%).

FAB-MS m/z 373 ($M + 1$)⁺

Example 26

10 Ph-(R)CH(OH)-C(O)-Aze-Pig x HOAc

(i) Boc-Aze-Pig(Z)

The subtitle compound was prepared analogously to the method described in Example 1(ii) from Boc-Aze-OH (1.03 g; 5.12 mmol; see Example 1(i) above) and H-Pig(Z) x 2 HCl (1.86 g, 5.12 mmol; prepared according to the method described in International Patent Application WO 94/29336) yielding 1.24 g (51%).

¹H NMR (400MHz; CDCl₃): δ 7.27-7.43 (m, 5 H), 5.12 (s, 2 H), 4.60-4.67 (t, 1 H), 4.16-4.26 (d, 2 H), 3.86-3.95 (m, 1 H), 3.74-3.82 (m, 1 H), 3.11-3.30 (m, 2 H), 2.78-2.89 (m, 2 H), 2.33-2.52 (bs, 2 H), 1.71-1.83 (m, 3 H), 1.44 (s, 9 H), 1.15-1.29 (m, 2 H).

(ii) H-Aze-Pig(Z) x 2 HCl

Boc-Aze-Pig(Z) (1.2 g; 2.53 mmol; from step (i) above) in ethyl acetate saturated with HCl (75 ml) was stirred at room temperature for 1 h. The reaction mixture was evaporated, diluted with water and extracted with toluene. The water layer was freeze-dried to give 1.085 g (96%) of the title compound.

¹H NMR (500 MHz; CD₃OD): δ 7.32-7.46 (m, 5 H), 5.28 (s, 2 H), 4.99-5.05 (t, 1 H), 4.08-4.16 (m, 1 H), 3.91-3.99 (m, 3 H), 3.13-3.25 (m, 4 H), 2.79-2.88 (m, 1 H), 2.47-2.57 (m, 1 H), 1.82-1.96 (m, 3 H), 1.26-1.40 (m, 2 H).

(iii) Ph-(R)CH(OTBDMS)-C(O)-Aze-Pig(Z)

The sub-title compound was prepared analogously to the method described in Example 25(iv) above from Ph-(R)CH(OTBDMS)-C(O)OH (0.401 g; 1.5 mmol) and H-Aze-Pig(Z) x 2 HCl (0.672 g; 1.5 mmol; from step (iii) above) yielding 350 mg (46%).

LC-MS m/z 508 (M + 1)⁺, 530 (M + Na)⁺

(iv) Ph-(R)CH(OH)-C(O)-Aze-Pig x HOAc

The title compound was prepared according to the method described in Example 15(iii) above from Ph-(R)CH(OH)-C(O)-Aze-Pig(Z) (0.1 g; 0.197mmol; from step (iv) above) yielding 81 mg (95%) of the title compound.

LC-MS m/z 374 (M + 1)⁺

¹H NMR (400 MHz; CD₃OD): δ 7.25-7.50 (m, 5 H), 5.15 (s, 1 H), 4.65-4.75 (m, 1 H), 4.25-4.35 (m, 1 H), 3.80-4.00 (m, 3 H), 2.95-3.50 (m, 4 H), 2.05-2.50 (m, 2 H), 1.75-1.90 (m, 3 H), 1.15-1.30 (m, 2 H).

Example 27

Ph-(R)CH(OH)-C(O)-Pro-(R,S)Hig x HOAc

(i) H-(R,S)Hig(Z) x 2 HCl

The subtitle compound was prepared according to the method described in Example 3(i) from Boc-(R,S)Hig(Z) (prepared according to the method described in International Patent Application WO 94/29336)

(ii) Ph-(R)CH(OTBDMS)-C(O)-Pro-OBn

The sub-title compound was prepared according to the method described in Example 1(ii) from L-proline benzylester x HCl (2.0 g, 8.26 mmol) and Ph-(R)CH(OTBDMS)-C(O)OH

(2.0 g, 7.51 mmol, prepared according to the method described by Hamada *et al* in J. Am. Chem. Soc. (1989) 111, 669) yielding 2.0 g (59%).

¹H NMR (500 MHz; CDCl₃): δ 7.22-7.55 (m, 10 H), 5.45 (s, 1 H), 5.15 (s, 2 H), 4.45-4.55 (m, 1 H), 3.70-3.82 (m, 1 H), 3.05-3.15 (m, 1 H), 1.65-2.15 (m, 4 H), 0.85-1.05 (m, 9 H), 0.00-0.22 (m, 6 H).

(iii) Ph-(R)CH(OTBDMS)-C(O)-Pro-OH

A mixture of Ph-(R)CH(OTBDMS)-C(O)-Pro-OBn (1.9 g, 4.19 mmol, from step (ii) above) and Pd/C (10%, 0.21 g) in ethanol (80 ml) was hydrogenated at atmospheric pressure for 3 h. The reaction mixture was filtered through celite and the filtrate was evaporated. The yield was 1.36 g (91%) of the title compound.

LC-MS m/z 362 (M - 1)⁻

¹H NMR (500 MHz; CD₃OD): δ 7.20-7.50 (m, 5 H), 5.45 (s, 1 H), 4.30-4.40 (m, 1 H), 3.30-3.70 (m, 2 H), 1.75-2.30 (m, 4 H), 0.85-1.00 (m, 9 H), 0.00-0.20 (m, 6 H).

(iv) Ph-(R)CH(OTBDMS)-C(O)-Pro-(R,S)-Hig(Z)

The sub-title compound was prepared analogously to the method described in Example 25(iv) above from Ph-(R)CH(OTBDMS)-C(O)-Pro-OH (0.36 g; 1 mmol; from step (iii) above) and H-(R,S)Hig(Z) x 2 HCl (0.36 g; 1 mmol; from step (i) above) yielding 0.63 g of crude product which was used without further purification in the proceeding step.

LC-MS m/z 636 (M + 1)⁺

¹³C NMR (100.5 MHz; CDCl₃) amidine and carbonyl carbons: δ 171.57, 171.20, 163.79, 159.22.

(v) Ph-(R)CH(OH)-C(O)-Pro-(R,S)Hig(Z)

A mixture of Ph-(R)CH(OTBDMS)-C(O)-Pro-(R,S)Hig(Z) (0.63 g; 1 mmol; from step (iv) above) and TFA (10 ml, 20% in CH₂Cl₂) was stirred at room temperature for 3h. The pH of

the reaction mixture was adjusted to 9 with aqueous K_2CO_3 and the reaction mixture was subsequently extracted with CH_2Cl_2 . The combined organic layer was dried (Na_2SO_4) and evaporated. The crude product was purified by flash chromatography on a silica gel column (40 g) eluted with CH_2Cl_2 (100 ml), CH_2Cl_2 :EtOH 95:5 (100 ml) and
5 CH_2Cl_2 :EtOH (9:1; 300 ml). The yield was 138 mg (26%) of the sub-title compound.

LC-MS m/z 522 ($M + 1$)⁺

^{13}C NMR (100.5 MHz; $CDCl_3$) amidine and carbonyl carbons: δ 172.21, 171.20, 163.64, 159.11.

10

(vi) Ph-(R)CH(OH)-C(O)-Pro-(R,S)Hig x HOAc

The title compound was prepared according to the method described in Example 15(iii) above from Ph-(R)CH(OH)-C(O)-Pro-(R,S)Hig(Z) (0.071 g; 0.14 mmol; from step (v) above yielding 49 mg (80%).

15

LC-MS m/z 388 ($M + 1$)⁺

1H NMR (400 MHz; D_2O ; complicated due to diastereomers/rotamers): δ 7.32-7.56 (m, 5 H), 5.37-5.52 (m, 1 H), 4.32-4.64 (m, 1 H), 3.57-3.75 (m, 2 H), 3.24-3.56 (m, 4 H), 2.89-3.15 (m, 2 H), 1.25-2.80 (m, 9 H).

20

^{13}C NMR (75.5 MHz; D_2O ; complicated due to diastereomers/rotamers) amidine and carbonyl carbons: 181.92, 174.92, 173.69, 173.03.

Example 28

Ph-(R)CH(OH)-C(O)-Pro-Dig x HOAc

25

(i) Ph-(R)CH(OTBDMS)-C(O)-Pro-Dig(Z)

The sub-title compound was prepared analogously to the method described in Example 25(iv) above from H-Dig(Z) (0.14 g; 0.507 mmol; see International Patent Application WO 94/29336) and Ph-(R)CH(OTBDMS)-C(O)-Pro-OH (0.23 g; 0.608 mmol; see

Example 27(iii) above) yielding 316 mg of crude product which was used in the proceeding step without further purification.

LC-MS m/z 622 ($M + 1$)⁺

5

(ii) Ph-(R)CH(OH)-C(O)-Pro-Dig(Z)

Trifluoroacetic acid (6 ml; 20% in CH_2Cl_2) was added to Ph-(R)CH(OTBDMS)-C(O)-Pro-Dig(Z) (0.315 g; 0.506 mmol; from step (i) above) at 0°C and the mixture was stirred at room temperature for 2 h. The pH of the reaction mixture was adjusted to 8 with aqueous K_2CO_3 and was extracted with CH_2Cl_2 . The organic layer was washed with aqueous NaCl, dried (Na_2SO_4) and evaporated. The crude product (250 mg) was flash chromatographed on a silica gel column using CH_2Cl_2 :MeOH (9:1) as eluent yielding 180 mg (70%) of the title compound.

15 ^1H NMR (400 MHz; CDCl_3): δ 7.25-7.39 (m, 10 H), 5.32-5.37 (bs, 1 H), 5.08-5.19 (m, 2 H), 4.40-4.49 (m, 1 H), 4.21-4.35 (m, 2 H), 3.87-4.03 (m, 2 H), 3.71-3.79 (m, 2 H), 3.18-3.32 (m, 2 H), 3.00-3.10 (m, 1 H), 2.61-2.73 (m, 1 H), 2.14-2.24 (m, 1 H), 1.62-2.07 (m, 8 H).

20 (iii) Ph-(R)CH(OH)-C(O)-Pro-Dig x HOAc

The title compound was prepared according to the method described in Example 15(iii) above from Ph-(R)CH(OH)-C(O)-Pro-Dig(Z) (0.14 g; 0.276 mmol; from step (iii) above yielding 112 mg (94%).

25 ^1H NMR (400 MHz; CD_3OD): δ 7.27-7.44 (m, 5 H), 5.34 (s, 1 H), 4.29-4.35 (m, 1 H), 4.17-4.25 (m, 2 H), 3.75-3.83 (m, 2 H), 3.63-3.73 (m, 1 H), 3.25-3.34 (m, 1 H), 3.08-3.23 (m, 2 H), 2.79-2.90 (m, 1 H), 1.71-2.10 (m, 6 H).

^{13}C NMR (100.6 MHz; CD_3OD) amidine and carbonyl signals: δ 174.79, 173.26, 158.16.

30

Example 29Ph-(R)CH(OH)-C(O)-(R or S)Pic(cis-4-Me)-Pab x HOAc andPh-(R)CH(OH)-C(O)-(S or R)Pic(cis-4-Me)-Pab x HOAc5 (i) (R,S)-N-Boc-Pic(cis-4-Me)-Pab(Z)

The sub-title compound was prepared analogously to the method described in Example 1(ii) from (R,S)-N-Boc-Pic(cis-4-Me)-OH (0.88 g; 4.1 mmol; prepared according to the method described in Shuman *et al* J. Org. Chem. (1990), 55, 738) yielding 405 mg (19%).

10 FAB-MS m/z 509 ($M + 1$)⁺

¹H NMR (400 MHz; CDCl₃): δ 7.25-7.90 (m, 9 H), 5.20 (s, 2 H), 4.45-4.50 (m, 2 H), 4.30-4.40 (m, 1 H), 3.15-3.70 (m, 2 H), 1.70-2.00 (m, 4 H), 1.45 (s, 9 H), 1.15-1.30 (m, 1 H), 0.90-1.05 (m, 3 H).

15 (ii) H-(R,S)Pic(cis-4-Me)-Pab(Z)

(R,S)-N-Boc-Pic(cis-4-Me)-Pab(Z) (0.40 g; 0.79 mmol; from step (i) above) was dissolved in CH₂Cl₂ (5 ml). Trifluoroacetic acid (5 ml) was added and the mixture was stirred for 0.5 h. The reaction mixture was evaporated and the residue was dissolved in CH₂Cl₂, washed with aqueous Na₂CO₃, dried (MgSO₄) and evaporated. The crude product was purified by
20 flash chromatography on a silica gel column eluted with CH₂Cl₂:MeOH 95:5 and CH₂Cl₂:MeOH 9:1. The yield was 300 mg (94%) of the sub-title compound.

FAB-MS m/z 409 ($M + 1$)⁺

¹H NMR (500 MHz; CD₃OD): δ 7.25-7.85 (m, 9 H), 5.15 (s, 2 H), 4.35-4.45 (m, 2 H),
25 2.55-3.60 (m, 3 H), 1.85-2.05 (m, 1 H), 1.35-1.65 (m, 2 H), 0.90-1.20 (m, 5 H).

(iii) Ph-(R)CH(OTBDMS)-C(O)-(R,S)Pic(cis-4-Me)-Pab(Z)

The sub-title compound was prepared analogously to the method described in Example 3(ii) above from H-(R,S)Pic(cis-4-Me)-Pab(Z) (0.290 g; 0.71 mmol; from step (ii) above)
30 and Ph-(R)CH(OTBDMS)-C(O)-OH (0.189 g; 0.71 mmol; prepared according to the

method described in Hamada *et al* J. Am. Chem. Soc. (1989) 111, 669) yielding 0.40 g of crude product which was used in the proceeding step without purification.

(iv) Ph-(R)CH(OH)-C(O)-(R,S)Pic(*cis*-4-Me)-Pab(Z)

- 5 Ph-(R)CH(OTBDMS)-C(O)-(R,S)Pic(*cis*-4-Me)-Pab(Z) (0.40 g; crude from step (iii) above) was treated with trifluoroacetic acid (20% in CH₂Cl₂) for 3 h. The reaction mixture was evaporated and the residue was purified by flash chromatography on a silica gel column eluted with CH₂Cl₂:MeOH (98:2, 95:5 and 9:1). The yield was 45 mg (11%) of the sub-title compound.

10

(v) Ph-(R)CH(OH)-C(O)-(R or S)Pic(*cis*-4-Me)-Pab x HOAc and

Ph(R)CH(OH)-C(O)-(S or R)Pic(*cis*-4-Me)-Pab x HOAc

- A mixture of Ph-(R)CH(OH)-C(O)-(R,S)Pic(*cis*-4-Me)-Pab(Z) (0.045 g; 0.083 mmol; from step (iv) above) and Pd/C (5%; 0.06 g) in ethanol (8 mL) was hydrogenated at atmospheric
15 pressure for 2.5 h. The reaction mixture was filtered and the filtrate was evaporated. The crude product was subjected to preparative RPLC (0.1M NH₄OAc; 30% acetonitrile) where the diastereomers were separated. The yield was 7 mg of compound 29A with a diastereomeric ratio >99:1 and 11 mg of compound 29B with a diastereomeric ratio 98:2.

20 Compound 29A:

LC-MS m/z 409 (M + 1)⁺, 407 (M - 1)⁻

¹H NMR (500 MHz; D₂O): δ 7.20-7.80 (m, 9 H), 5.65 (s, 1 H), 4.65-5.35 (m, 1 H), 4.40-4.55 (m, 2 H), 3.85-4.00 (m, 1 H), 3.65-3.75 (m, 1 H), 2.65-3.15 (m, 2 H), 2.05-2.20 (m, 1 H), 1.05-1.75 (m, 2 H), 0.70-0.90 (m, 3 H).

25 Compound 29B:

LC-MS m/z 409 (M + 1)⁺, 407 (M - 1)⁻

¹H NMR (500 MHz; D₂O): δ 7.25-7.80 (m, 9 H), 4.55-5.75 (m, 2 H), 4.35-4.50 (m, 3 H), 3.75-3.85 (m, 1 H), 2.70-2.80 (m, 1 H), 1.80-2.20 (m, 1 H), 0.70-1.70 (m, 6 H).

30

Example 30Ph-(CH₂)₂-(R)CH(OH)-C(O)-Aze-Pab x HCl(i) Ph-(CH₂)₂-(R)CH(OH)-C(O)-Aze-Pab(Z)

- 5 The sub-title compound was prepared analogously to the method described in Example 3(ii) above from H-Aze-Pab(Z) x 2 HCl (0.434 g, 0.988 mmol) and (R)-(-)-2-hydroxy-4-phenylbutyric acid (0.162 g; 0.898 mmol), TBTU (0.433 g, 1.348 mmol) and N-methylmorpholine (0.363 g; 3.59 mmol) in DMF (15 ml) yielding 105 mg (22%).

10 LC-MS m/z 529 (M + 1)⁺, 527 (M - 1)⁻

¹H NMR (500 MHz; CDCl₃): δ 8.17-8.25 (m, NH), 7.05-7.72 (m, 14 H), 5.16-5.22 (m, 2 H), 4.71-4.88 (m, 1 H), 4.32-4.41 (m, 2 H), 3.92-4.04 (m, 2 H), 3.79-3.88 (m, 1 H), 2.62-2.86 (m, 2 H), 2.29-2.57 (m, 2 H), 1.80-1.98 (m, 2 H).

(ii) Ph-(CH₂)₂-(R)CH(OH)-C(O)-Aze-Pab x HCl

15 The title compound was prepared according to the method described in Example 1(v) above from Ph-(CH₂)₂-(R)CH(OH)-C(O)-Aze-Pab(Z) (0.112 g; 0.212 mmol; from step (i) above) yielding 77 mg (84%).

20 LC-MS m/z 395 (M + 1)⁺, 393 (M - 1)⁻

¹H NMR (400 MHz; CD₃OD): δ 7.77-7.77 (m, 9 H), 4.73-5.19 (m, 1 H), 4.40-4.62 (m, 2 H), 3.92-4.34 (m, 3 H), 2.48-2.84 (m, 3 H), 2.09-2.33 (m, 1 H), 1.83-2.05 (m, 2 H).

¹³C NMR (100.6 MHz; D₂O; complicated due to rotamers) amidine and carbonyl carbons: δ 175.66, 174.80, 172.56, 172.49, 166.14, 165.87.

25

30

Example 31**2-Naphthyl-(R,S)CH(OH)-C(O)-Aze-Pab x HOAc****(i) (R,S)-(2-naphthyl)glycolic acid**

- 5 The sub-title compound was prepared according to the method described in Example 15(i) above from 2-naphthaldehyde (15.6 g; 100 mmol) yielding 12.37 g (61%).

LC-MS m/z 201 (M - 1)⁺, 403 (2M - 1)⁻

¹H NMR (500 MHz; CD₃OD): δ 7.43-7.98 (m, 7 H), 5.29-5.35 (m, 1 H).

10

(ii) 2-Naphthyl-(R,S)CH(OH)-C(O)-Aze-Pab(Z)

The sub-title compound was prepared according to the method described in Example 3(ii) above from (R,S)-(2-naphthyl)glycolic acid (0.162 g; 0.8 mmol; from step (i) above yielding 266 mg (60%).

15

LC-MS m/z 551 (M + 1)⁺

¹H NMR (400 MHz; CDCl₃): δ 7.18-7.91 (m, 16 H), 4.86-5.26 (m, 3 H), 4.05-4.60 (m, 3 H), 3.52-3.78 (m, 2 H), 2.24-2.73 (m, 2 H).

20 (iii) 2-Naphthyl-(R,S)CH(OH)-C(O)-Aze-Pab x HOAc

The title compound was prepared according to the method described in Example 15(iii) above from 2-naphthyl-(R,S)CH(OH)-C(O)-Aze-Pab(Z) (0.266 g; 0.48 mmol; from step (ii) above yielding 202 mg (88%).

25 LC-MS m/z 417 (M + 1)⁺

¹H NMR (500 MHz; CD₃OD): δ 7.28-7.96 (m, 11 H), 5.30-5.40 (m, 1 H), 3.95-4.82 (m, 5 H), 2.09-2.59 (m, 2 H).

30

Example 32**3-Indolyl-CH₂-(R,S)CH(OH)-C(O)-Aze-Pab x HOAc****(i) 3-Indolyl-CH₂-(R,S)CH(OH)-C(O)-Aze-Pab(Z)**

- 5 The sub-title compound was prepared according to the method described in Example 3(ii) above from (R,S)-3-(3-indolyl)lactic acid (0.21 g; 1.0 mmol) yielding 0.22 g (45%).

¹H NMR (500 MHz; CDCl₃): δ 6.57-7.80 (m, 14 H), 5.24 (s, 2 H), 4.59-4.83 (m, 1 H), 4.19-4.51 (m, 3 H), 3.69-3.99 (m, 2 H), 3.03-3.36 (m, 2 H), 2.31-2.56 (m, 2 H).

10

(ii) 3-Indolyl-CH₂-(R,S)CH(OH)-C(O)-Aze-Pab x HOAc

The title compound was prepared according to the method described in Example 15(iii) above from 3-indolyl-CH₂-(R,S)CH(OH)-C(O)-Aze-Pab(Z) (0.11 g; 0.20 mmol; from step (i) above yielding 75 mg (80%).

15

FAB-MS m/z 420 (M + 1)⁺

¹H NMR (500 MHz; D₂O): δ 7.00-7.75 (m, 9 H), 4.61-4.71 (m, 1 H), 3.74-4.51 (m, 5 H), 3.00-3.28 (m, 2 H), 1.95-2.42 (m, 2 H)

¹³C NMR (75.5 MHz; D₂O; complicated due to diastereomers/rotamers) amidine and

20 carbonyl carbons: δ 179.38, 176.19, 175.56, 173.06, 166.78.

Example 33**(CH₃)₂CH-(R)CH(OH)-C(O)-Aze-Pab x HOAc****(i) (CH₃)₂CH-(R)CH(OH)-C(O)-Aze-Pab(Z)**

25 The sub-title compound was prepared according to the method described in Example 3(ii) above from (R)-2-hydroxyisovaleric acid (0.12 g; 1.0 mmol) yielding 68 mg (16%).

¹H NMR (300 MHz; CDCl₃): δ 8.25-8.40 (t, NH), 7.15-7.90 (m, 9 H), 5.20 (s, 2 H), 4.85-4.95 (m, 1 H), 4.30-4.55 (m, 2 H), 4.05-4.25 (m, 2 H), 3.75-3.90 (m, 1 H), 1.65-2.75 (m, 3 H), 0.70-1.05 (m, 6 H).

5 (ii) (CH₃)₂CH-(R)CH(OH)-C(O)-Aze-Pab x HOAc

The title compound was prepared according to the method described in Example 15(iii) above from (CH₃)₂CH-(R)CH(OH)-C(O)-Aze-Pab(Z) (0.068 g; 0.15 mmol; from step (i) above) yielding 13 mg (23%).

10 ¹H NMR (300 MHz; D₂O): δ 7.45-7.80 (m, 4 H), 4.85-5.25 (m, 1 H), 4.45-4.65 (m, 2 H), 4.30-4.40 (m, 1 H), 3.80-4.10 (m, 2 H), 2.60-2.80 (m, 1 H), 2.20-2.35 (m, 1 H), 1.90-2.05 (m, 1 H), 0.70-1.00 (m, 6 H).

¹³C NMR (75.5 MHz; D₂O; complicated due to rotamers) amidine and carbonyl carbons: 182.37, 176.34, 175.38, 173.84, 173.26, 167.16.

15

Example 34

(CH₃)₂CH-(CH₂)₂-(R,S)CH(OH)-C(O)-Aze-Pab x HOAc

(i) (CH₃)₂CH-(CH₂)₂-(R,S)CH(OH)-C(O)-Aze-Pab(Z)

20 The sub-title compound was prepared according to the method described in Example 3(ii) above from (R,S)-isoleucic acid (0.12 g; 0.88 mmol) yielding 0.15 g (36%).

¹H NMR (300 MHz; CDCl₃): δ 7.15-7.80 (m, 9 H), 5.20 (s, 2 H), 4.85-4.95 (m, 1 H), 4.35-4.55 (m, 2 H), 3.85-4.20 (m, 3 H), 2.40-2.80 (m, 2 H), 1.75-2.10 (m, 1 H), 1.20-1.55 (m, 2
25 H), 0.75-1.00 (m, 6 H).

(ii) (CH₃)₂CH-(CH₂)₂-(R,S)CH(OH)-C(O)-Aze-Pab x HOAc

The title compound was prepared according to the method described in Example 15(iii) above from (CH₃)₂CH-(CH₂)₂-(R,S)CH(OH)-C(O)-Aze-Pab(Z) (0.13 g; 0.27 mmol; from
30 step (i) above) yielding 0.11 g (100%).

^1H NMR (400 MHz; D_2O): δ 7.63-7.69 (m, 2 H), 7.37-7.46 (m, 2 H), 4.72-5.12 (m, 1 H), 4.40-4.46 (m, 2 H), 4.17-4.31 (m, 2 H), 3.90-4.02 (m, 1 H), 2.50-2.69 (m, 1 H), 2.11-2.27 (m, 1 H), 1.12-1.72 (m, 3 H), 0.61-0.85 (m, 6 H).

5 ^{13}C NMR (75.5 MHz; D_2O ; complicated due to diastereomers/rotamers) amidine and carbonyl carbons: δ 176.97, 176.80, 176.61, 176.19, 173.38, 173.28, 173.17, 173.10, 166.78, 182.02.

Example 35

10 Ph(3-OH)-(R,S)CH(OH)-C(O)-Pro-Pab x HCl

(i) Boc-Pro-Pab(Z) x HCl

The subtitle compound was prepared according to the method described in Example 1(ii) from Boc-Pro-OH (10.2 g, 47.4 mmol) and added H-Pab(Z) x HCl (15.9 g, 49.8 mmol),
15 yielding 21.74 g (95.5%)

FAB-MS m/z 481 ($\text{M} + 1$)⁺

^1H NMR (400 MHz; CD_3OD) δ 8.0-7.8 (m, 2H), 7.5-7.25 (m, 7H), 5.17 (s, 2H) 4.6-4.15 (m, 3H), 3.6-3.35 (m, 2H), 2.3-2.1 (m, 1H), 2.1-1.8 (m, 3H), 1.5-1.3 (two broad singlets, rotamers of Boc, 9H)
20

(ii) H-Pro-Pab(Z)

The subtitle compound was prepared according to the method described in Example 3(i) from Boc-Pro-Pab(Z) x HCl (from step (ii) above) followed by an alkaline extractive work
25 up.

(iii) Ph(3-OH)-(R,S)CH(OH)-C(O)-Pro-Pab(Z)

The sub-title compound was prepared according to the method described in Example 3(ii) above from (R,S)-3-hydroxymandelic acid (0.25 g; 1.5 mmol) and H-Pro-Pab(Z) (0.63 g; 1.65mmol; from step (ii) above) yielding 51 mg (6%) of the title compound.
30

FAB-MS m/z 531 ($M + 1$)⁺

(iv) Ph(3-OH)-(R,S)CH(OH)-C(O)-Pro-Pab x HCl

- 5 The title compound was prepared according to the method described in Example 1(v) above from Ph(3-OH)-(R,S)CH(OH)-C(O)-Pro-Pab(Z) (0.05 g; 0.094 mmol; from step (iii) above) yielding 30 mg (74%).

FAB-MS m/z 397 ($M + 1$)⁺

- 10 ¹³C NMR (75.5 MHz; D₂O; complicated due to diastereomers/rotamers) amidine and carbonyl carbons: δ 175.36, 175.13, 172.92, 167.13.

Example 36

Ph(3,5-diOMe)-(R,S)CH(OH)-C(O)-Pro-Pab x HOAc

15

(i) Ph(3,5-diOMe)-(R,S)CH(OH)-C(O)-Pro-Pab(Z)

- The sub-title compound was prepared according to the method described in Example 3(ii) above from (R,S)-3,5-dimethoxymandelic acid (0.08 g; 0.38 mmol; prepared according to the method described in Synthesis (1974), 724) and H-Pro-Pab(Z) (0.16 g; 0.42 mmol; see
- 20 Example 35(ii)) yielding 61 mg (28%).

¹H NMR (500 MHz; CDCl₃): δ 7.70-7.80 (t, NH), 7.08-7.50 (m, 9 H), 6.30-6.50 (m, 3 H), 5.20 (s, 2 H), 5.00-5.10 (m, 1 H), 4.25-4.70 (m, 3 H), 3.60-3.80 (m, 6 H), 3.35-3.55 (m, 1 H), 2.95-3.25 (m, 1 H), 1.70-2.25 (m, 4 H).

25

(ii) Ph(3,5-diOMe)-(R,S)CH(OH)-C(O)-Pro-Pab x HOAc

- The title compound was prepared according to the method described in Example 15(iii) above from Ph(3,5-diOMe)-(R,S)CH(OH)-C(O)-Pro-Pab(Z) (0.06 g; 0.10 mmol; from step (i) above) yielding 35 mg (72%).

30

¹H NMR (500 MHz; D₂O): δ 7.23-7.80 (m, 4 H), 6.41-6.65 (m, 3 H), 5.35-5.45 (m, 1 H), 4.35-4.60 (m, 3 H), 3.80 (s, 3 H), 3.10-3.75 (m, 5 H), 1.70-2.35 (m, 4 H).

¹³C NMR (75.5 MHz; D₂O; complicated due to diastereomers/rotamers) amidine and carbonyl carbons: δ 175.28, 175.05, 174.03, 173.46, 172.80, 172.73, 167.11, 166.95.

5

Example 37

Ph(3-OMe)-(R,S)CH(OH)-C(O)-Pro-Pab x HOAc

(i) Ph(3-OMe)-(R,S)CH(OH)-C(O)-Pro-Pab(Z)

- 10 The sub-title compound was prepared according to the method described in Example 3(ii) above from (R,S)-3-methoxymandelic acid (0.27 g; 1.5 mmol) and H-Pro-Pab(Z) (0.57 g; 1.5 mmol; see Example 35(ii) above) yielding 158 mg (20%).

FAB-MS m/z 545 (M + 1)⁺

- 15 ¹H NMR (400 MHz; CDCl₃): δ 7.77-7.84 (m, 2 H), 7.01-7.48 (m, 8 H), 6.80-6.91 (m, 3 H), 5.20-5.24 (m, 2 H), 5.06-5.11 (m, 1 H), 4.30-4.72 (m, 3 H), 3.68-3.79 (m, 3 H), 3.38-3.57 (m, 1 H), 2.91-3.17 (m, 1 H), 1.68-2.31 (m, 4 H).

(ii) Ph(3-OMe)-(R,S)CH(OH)-C(O)-Pro-Pab x HOAc

- 20 The title compound was prepared according to the method described in Example 15(iii) above from Ph(3-OMe)-(R,S)CH(OH)-C(O)-Pro-Pab(Z) (0.06 g; 0.11 mmol; from step (i) above yielding 39 mg (75%).

LC-MS m/z 411 (M + 1)⁺, 409 (M - 1)⁻

- 25 ¹H NMR (400 MHz; D₂O): δ 6.81-7.84 (m, 8 H), 5.47 (s, 1 H), 4.35-4.59 (m, 3 H), 3.60-3.88 (m, 4 H), 3.07-3.29 (m, 1 H), 1.74-2.37 (m, 4 H).

Example 38Ph(3,4-(-O-CH₂-O-))-(R,S)CH(OH)-C(O)-Aze-Pab x HOAc(i) Ph(3,4-(-O-CH₂-O-))-(R,S)CH(OH)-C(O)-Aze-Pab(Z)

5 The sub-title compound was prepared according to the method described in Example 3(ii) above from (R,S)-3,4-methylenedioxymandelic acid (0.20 g, 1.0 mmol, prepared according to the method described in Synthesis (1974) 724) yielding 0.22 g (44%).

¹H NMR (400 MHz; acetone-d₆): δ 6.68-8.12 (m, 12 H), 5.94-6.05 (m, 2 H), 5.18 (s, 2 H),
10 3.81-5.12 (m, 6 H), 2.30-2.54 (m, 2 H).

(ii) Ph(3,4-(-O-CH₂-O-))-(R,S)CH(OH)-C(O)-Aze-Pab x HOAc

The title compound was prepared according to the method described in Example 15(iii) above from Ph(3,4-(-O-CH₂-O-))-(R,S)CH(OH)-C(O)-Aze-Pab(Z) (0.11 g; 0.20 mmol;
15 from step (i) above) yielding 72 mg (76%).

¹H NMR (500 MHz; D₂O): δ 6.64-7.80 (m, 7 H), 5.91-6.01 (m, 2 H), 4.80-5.24 (m, 2 H),
3.88-4.57 (m, 4 H), 2.11-2.84 (m, 2 H).

¹³C NMR (75.5 MHz; D₂O; complicated due to diastereomers/rotamers) amidine and
20 carbonyl carbons: δ 176.03, 175.70, 175.07, 174.82, 168.86.

Example 39Ph(3-OMe,4-OH)-(R,S)CH(OH)-C(O)-Pro-Pab x HOAc(i) Ph(3-OMe,4-OH)-(R,S)CH(OH)-C(O)-Pro-Pab(Z)

25 The sub-title compound was prepared according to the method described in Example 3(ii) above from (R,S)-4-hydroxy-3-methoxymandelic acid (0.40 g; 2.0 mmol) and H-Pro-Pab(Z) (0.76 g; 2.0 mmol; see Example 35(ii)) yielding 132 mg (12%).

30 FAB-MS m/z 561 (M + 1)⁺

^1H NMR (400 MHz; CDCl_3): δ 6.62-7.84 (m, 12 H), 5.20-5.25 (m, 2 H), 4.15-5.08 (m, 3 H), 3.42-3.84 (m, 4 H), 2.91-3.25 (m, 1 H), 1.66-2.37 (m, 4 H).

(ii) Ph(3-OMe,4-OH)-(R,S)CH(OH)-C(O)-Pro-Pab x HOAc

5 The title compound was prepared according to the method described in Example 15(iii) above from Ph(3-OMe,4-OH)-(R,S)CH(OH)-C(O)-Pro-Pab(Z) (0.048 g; 0.09 mmol; from step (i) above) yielding 23 mg (55%).

FAB-MS m/z 427 ($M + 1$)⁺

10 ^1H NMR (400 MHz; D_2O): δ 6.72-7.83 (m, 7 H), 5.42 (s, 1 H), 4.38-4.68 (m, 3 H), 3.55-4.10 (m, 4 H), 3.09-3.29 (m, 1 H), 1.72-2.37 (m, 4 H).

^{13}C NMR (75.5 MHz; D_2O) amidine and carbonly carbons: δ 175.12, 173.25, 167.09.

Example 40

15 Ph-(R,S)C(Et)(OH)-C(O)-Pro-Pab x HOAc

(i) Ph-(R,S)C(Et)(OH)-C(O)-Pro-Pab(Z)

The sub-title compound was prepared according to the method described in Example 3(ii) above from (R,S)-2-hydroxy-2-phenyl butanoic acid (0.36 g; 2.0 mmol) and H-Pro-Pab(Z) 20 (0.76 g; 2.0 mmol; see Example 35(ii) above) yielding 57 mg (5%).

FAB-MS m/z 543 ($M + 1$)⁺

^1H NMR (400 MHz; CDCl_3): δ 7.24-7.88 (m, 14 H), 5.23 (s, 2 H), 4.44-4.81 (m, 3 H), 2.98-3.25 (m, 2 H), 1.49-2.32 (m, 6 H), 0.85-0.95 (m, 3 H).

25

(ii) Ph-(R,S)C(Et)(OH)-C(O)-Pro-Pab x HOAc

The title compound was prepared according to the method described in Example 15(iii) above from Ph-(R,S)C(Et)(OH)-C(O)-Pro-Pab(Z) (0.055 g; 0.1 mmol; from step (i) above yielding was 34 mg (72%).

30

FAB-MS m/z 409 ($M + 1$)⁺

¹H NMR (400 MHz; D₂O): δ 7.33-7.82 (m, 9 H), 4.38-4.60 (m, 3 H), 3.19-3.71 (m, 2 H), 1.54-2.34 (m, 6 H), 0.73-0.90 (m, 3 H).

¹³C NMR (75.5 MHz; D₂O; complicated due to diastereomers/rotamers) amidine and
5 carbonyl carbons: δ 182.05, 176.42, 175.73, 175.59, 174.70, 174.47, 167.18.

Example 41

Ph(3,5-diMe)-(R,S)CH(OH)-C(O)-Aze-Pab x HOAc

10 (i) (R,S)-3,5-Dimethylmandelic acid

The sub-title compound was prepared according to the method described in Example 15(i) above from 3,5-dimethylbenzaldehyde (5.0 g; 37 mmol) yielding 2.8 g (42%).

¹H NMR (400 MHz; CD₃OD): δ 7.05 (s, 2 H), 6.94 (s, 1 H), 5.04 (s, 1 H), 2.28 (s, 6 H).

15

(ii) Ph(3,5-diMe)-(R,S)CH(OH)-C(O)-Aze-Pab(Z)

The sub-title compound was prepared according to the method described in Example 3(ii) from (R,S)-3,5-dimethylmandelic acid (0.27 g; 1.5 mmol; from step (i) above) yielding 0.403 g (51%).

20

FAB-MS m/z 529 ($M + 1$)⁺

¹H NMR (500 MHz; CDCl₃): δ 6.85-7.88 (m, 12 H), 5.22-5.26 (m, 2 H), 4.84-5.03 (m, 2 H), 4.43-4.62 (m, 2 H), 3.57-4.13 (m, 2 H), 2.25-2.74 (m, 8 H).

25 (iii) Ph(3,5-diMe)-(R,S)CH(OH)-C(O)-Aze-Pab x HOAc

The title compound was prepared according to the method described in Example 15(iii) from Ph(3,5-diMe)-(R,S)CH(OH)-C(O)-Aze-Pab(Z) (0.102 g; 0.194 mmol; from step (ii) above) yielding 74 mg (84%).

30 FAB-MS m/z 395 ($M + 1$)⁺

¹H-NMR (400 MHz; D₂O): δ 6.76-7.82 (m, 7 H), 4.80-5.27 (m, 2 H), 3.87-4.62 (m, 4 H),
2.20-2.87 (m, 8 H)

¹³C-NMR (75.5 MHz; D₂O; complicated due to diastereomers/rotamers) amidine and
carbonyl carbons: δ 182.07, 175.60, 174.49, 174.37, 173.96, 173.23, 173.09, 173.05,
5 172.93, 166.98, 166.90.

Example 42

Ph(3-NH₂)-(R,S)CH(OH)-C(O)-Aze-Pab x HOAc

10 (i) Ph(3-NO₂)-(R,S)CH(OH)-C(O)-Aze-Pab(Z)

The sub-title compound was prepared according to the method described in Example 3(ii)
from (R,S)-3-nitromandelic acid (0.30 g; 1.5 mmol) yielding 0.40 g (48%).

LC-MS m/z 545 (M + 1)⁺

15 ¹H NMR (400 MHz; CDCl₃): δ 7.16-8.22 (m, 13 H), 5.18-5.23 (m, 2 H), 4.85-5.15 (m, 2
H), 4.08-4.60 (m, 3 H), 3.65-3.81 (m, 1 H), 2.31-2.71 (m, 2 H).

(ii) Ph(3-NH₂)-(R,S)CH(OH)-C(O)-Aze-Pab x HOAc

The title compound was prepared according to the method described in Example 15(iii)
20 from Ph(3-NO₂)-(R,S)CH(OH)-C(O)-Aze-Pab(Z) (0.102 g; 0.19 mmol; from step (i)
above) yielding 0.074 g (89%).

LC-MS m/z 382 (M + 1)⁺

¹H-NMR (400 MHz; D₂O): δ 6.58-7.82 (m, 8 H), 4.80-5.25 (m, 2 H), 3.60-4.60 (m, 4 H),
25 2.12-2.88 (m, 2 H)

¹³C NMR (75.5 MHz; D₂O; complicated due to diastereomers/rotamers) amidine and
carbonyl carbons: δ 181.96, 175.27, 174.25, 173.84, 173.19, 173.01, 166.93.

Example 43Ph(3-NO₂)-(R,S)CH(OH)-C(O)-Aze-Pab x HOAc

Anisole (0.030 g; 0.27 mmol) and trifluoromethanesulfonic acid (0.138 g; 0.92 mmol) was added to a mixture of Ph(3-NO₂)-(R,S)CH(OH)-C(O)-Aze-Pab(Z) (0.100 g; 0.18 mmol; see Example 42(i) above) and CH₂Cl₂ (10 ml). The reaction mixture was stirred at room temperature for 10 minutes. H₂O was added and the pH was adjusted to 9 with Na₂CO₃/aq. The CH₂Cl₂ was removed *in vacuo* and the remaining H₂O-layer was extracted with diethylether (3 x 5 ml) followed by freeze drying. The crude product was subjected to preparative RPLC yielding 62 mg (60%) of the title compound after freeze drying.

¹H NMR (400 MHz; D₂O): δ 7.38-8.31 (m, 8 H), 4.83-5.50 (m, 2 H), 4.03-4.57 (m, 4 H), 2.17-2.86 (m, 2 H)

¹³C NMR (75.5 MHz; D₂O; complicated due to diastereomers/rotamers) amidine and carbonyl carbons: δ 181.5, 173.84, 173.39, 173.15, 173.04, 172.96, 172.80, 166.85.

Example 44Ph(3-NH₂)-(R,S)CH(OH)-C(O)-Pro-Pab x HOAc

(i) Ph(3-NO₂)-(R,S)CH(OH)-C(O)-Pro-Pab(Z)

The sub-title compound was prepared according to the method described in Example 3(ii) from (R,S)-3-nitromandelic acid (0.30 g; 1.5 mmol) and H-Pro-Pab(Z) x 2 HCl (0.75 g; 1.65mmol; see Example 35(ii) above) yielding 0.61 g (73%).

LC-MS m/z 560 (M + 1)⁺

¹H-NMR (400 MHz; CDCl₃): δ 7.26-8.23 (m, 13 H), 5.20-5.28 (m 3 H), 4.33-4.73 (m, 3 H), 3.46-3.68 (m, 1 H), 2.92-3.14 (m, 1 H), 1.79-2.33 (m, 4 H)

(ii) Ph(3-NH₂)-(R,S)CH(OH)-C(O)-Pro-Pab x HOAc

The title compound was prepared according to the method described in Example 15(iii) from Ph(3-NO₂)-(R,S)CH(OH)-C(O)-Pro-Pab(Z) (0.104 g; 0.19 mmol; from step (i) above) yielding 64 mg (76%).

5

LC-MS m/z 396 (M + 1)⁺

¹H-NMR (400 MHz; D₂O): δ 6.74-7.82 (m, 8 H), 5.34-5.40 (m, 1 H), 4.35-4.58 (m, 3 H), 3.09-3.78 (m, 2 H), 1.75-2.35 (m, 4 H)

¹³C-NMR (75.5 MHz; D₂O; complicated due to diastereomers/rotamers) amidine and
10 carbonyl carbons: δ 182.04, 175.38, 175.18, 173.12, 173.04, 167.07

Example 45

Ph(3-NO₂)-(R or S)CH(OH)-C(O)-Pro-Pab x HOAc

The title compound was prepared according to the method described in Example 43 from
15 Ph(3-NO₂)-(R,S)CH(OH)-C(O)-Pro-Pab(Z) (0.117 g; 0.21 mmol; see Example 44(i) above). Some fractions were concentrated to give 23 mg (45%) of a compound with a diastereomeric ratio of >99:1.

LC-MS m/z 424 (M - 1)⁻; 426 (M + 1)⁺

20 ¹H-NMR (500 MHz; D₂O): δ 7.31-8.35 (m, 8 H), 5.50-5.71 (m, 1 H), 3.64-4.57 (m, 4 H), 3.24-3.32 (m, 1 H), 1.76-2.42 (m, 4 H)

¹³C NMR (75.5 MHz; D₂O; complicated due to rotamers) amidine and carbonyl carbons: δ
175.21, 173.98, 172.58, 172.18, 167.12, 166.82

25 (Earlier fractions were concentrated to give 22 mg (43%) of the epimer of the above compound with a diastereomeric ratio of >99:1).

Example 46**Ph(3,4-(-O-CH₂-O-))-(R,S)CH(OH)-C(O)-Pro-Pab x HCl****(i) Ph(3,4-(-O-CH₂-O-))-(R,S)CH(OH)-C(O)-Pro-Pab(Z)**

- 5 The sub-title compound was prepared according to the method described in Example 3(ii) above from (R,S)-3,4-methylenedioxymandelic acid (0.20 g, 1.0 mmol, prepared according to the method described in Synthesis (1974) 724) and H-Pro-Pab(Z) x 2 HCl (0.35 g; 0.91 mmol; see Example 35(ii) above) yielding 80 mg (16%).

10 FAB-MS m/z 559 (M + 1)⁺

¹H-NMR (500 MHz; CDCl₃): δ 6.69-7.89 (m, 12 H), 5.91-6.04 (m, 2 H), 4.30-5.28 (m, 2 H), 3.00-3.61 (m, 6 H), 1.95-2.35 (m, 4 H).

(ii) Ph(3,4-(-O-CH₂-O-))-(R,S)CH(OH)-C(O)-Pro-Pab x HCl

- 15 The title compound was prepared according to the method described in Example 1(v) above from Ph(3,4-(-O-CH₂-O-))-(R,S)CH(OH)-C(O)-Pro-Pab(Z) (0.08 g; 0.14 mmol; from step (i) above) yielding 48 mg (73%).

FAB-MS m/z 425 (M + 1)⁺

20 ¹H-NMR (500 MHz; D₂O): δ 6.81-7.85 (m, 7 H), 5.90-6.05 (m, 2 H), 5.33-5.44 (m, 1 H), 4.37-4.90 (m, 3 H), 3.62-3.77 (m, 1H), 3.13-3.28 (m, 1 H), 1.80-2.36 (m, 4 H)

¹³C NMR (75.5 MHz; D₂O; complicated due to diastereomers/rotamers) amidine and carbonyl carbons: δ 175.37, 175.09, 173.66, 173.08, 173.00, 167.03.

25

30

Example 47**Ph(3,5-diF)-(R,S)CH(OH)-C(O)-Pro-Pab x HOAc****(i) Ph(3,5-diF)-(R,S)CH(OH)-C(O)-Pro-Pab(Z)**

5 The sub-title compound was prepared according to the method described in Example 3(ii) above from (R,S)-3,5-difluoromandelic acid (0.28 g; 1.5 mmol) and H-Pro-Pab(Z) x 2 HCl (0.75 g; 1.65 mmol; see Example 35(ii) above) yielding 0.42 g (51%).

LC-MS m/z 549 (M - 1)⁻; 551 (M + 1)⁺

10 ¹H-NMR (400 MHz; CDCl₃): δ 6.72-7.84 (m, 12 H), 5.22 (s, 2 H), 5.08 (s, 1 H), 4.34-4.73 (m, 3 H), 3.41-3.60 (m, 1 H), 2.96-3.19 (m, 1 H), 1.80-2.34 (m, 4 H)

(ii) Ph(3,5-diF)-(R,S)CH(OH)-C(O)-Pro-Pab x HOAc

The title compound was prepared according to the method described in Example 15(iii) above from Ph(3,5-diF)-(R,S)CH(OH)-C(O)-Pro-Pab(Z) (0.104 g; 0.19 mmol; from step (i) above) yielding 79 mg (88%).

LC-MS m/z 415 (M - 1)⁻; 417 (M + 1)⁺

20 ¹H NMR (400 MHz; D₂O): δ 6.86-7.80 (m, 7 H), 5.50 (s, 1 H), 3.58-4.72 (m, 4 H), 3.19-3.32 (m, 1 H), 1.80-2.37 (m, 4 H).

¹³C NMR (75.5 MHz; D₂O; complicated due to diastereomers/rotamers) amidine and carbonyl carbons: δ 181.87, 175.21, 174.98, 174.12, 172.57, 172.12, 171.97, 167.10, 165.24.

25 Example 48**Ph-(R)CH(O-CH₂-(R,S)CH(OH)-CH₂OH)-C(O)-Aze-Pab x HOAc****(i) Ph-(R)CH(OH)-C(O)OBn**

(R)-Mandelic acid (3.0 g, 19.7 mmol) was dissolved in DMF (50 ml) and cesium carbonate (3.21 g, 9.86 mmol) was added. The reaction mixture was stirred at room temperature

30

overnight. The mixture was diluted with H₂O (200ml) and the H₂O-layer was extracted with EtOAc. After separation the organic layer was washed with NaCl/aq, dried (Na₂SO₄) and evaporated. The yield of the sub-title compound was 4.2 g (88%).

5 LC-MS m/z 265 (M + Na)⁺

¹H-NMR (400 MHz; CDCl₃): δ 7.17-7.44 (m, 10 H), 5.12-5.27 (m, 3 H)

(ii) Ph-(R)CH(O-CH₂-CH=CH₂)-C(O)OBn

A mixture of Ph-(R)CH(OH)-C(O)OBn (1.0 g; 4.13 mmol; from step (i) above),
10 magnesium sulphate (0.1 g; 0.83 mmol) and silver (I) oxide (2.58 g; 11.2 mmol) in petroleum ether (bp 40-60°C; 25 ml) was stirred at room temperature in nitrogen atmosphere and darkness. Allyl bromide (0.75 g; 6.19 mmol) was added dropwise followed by silver (I) oxide (2.58 g; 11.2 mmol) in two portions. The reaction mixture was stirred at room temperature overnight. The mixture was subsequently filtered through
15 celite and the filtrate was evaporated yielding 1.143 g (98%) of the sub-title compound.

¹H-NMR (500 MHz; CDCl₃): δ 7.20-7.50 (m, 10 H), 5.89-5.99 (m, 1 H), 5.09-5.31 (m, 4 H), 4.99 (s, 1 H), 4.03-4.11 (m, 2 H).

20 (iii) Ph-(R)CH(O-CH₂-(R,S)CH(OH)-CH₂OH)-C(O)OBn

A mixture of Ph-(R)CH(O-CH₂-CH=CH₂)-C(O)OBn (0.74 g; 2.62 mmol; from step (ii) above), N-methylmorpholine-N-oxide (0.425 g; 3.15 mmol) and osmium tetroxide (0.0027 g; 0.01 mmol) in H₂O:acetone (2:1; 10 ml) was stirred at room temperature for 2 days. Sodium pyrosulfite (1.5 g; 7.89 mmol) was added and the mixture was stirred for 1 h. The
25 reaction mixture was subsequently filtered through celite and the filtrate was evaporated. The yield of the sub-title compound was 0.51 g (62%).

¹H-NMR (400 MHz; CDCl₃): δ 7.16-7.44 (m, 10 H), 5.09-5.20 (m, 2 H), 4.96 (s, 1 H), 3.55-3.97 (m, 5 H).

(iv) Ph-(R)CH(O-CH₂-(R,S)CH(-O-C(CH₃)₂-O-CH₂-))-C(O)OBn

Ph-(R)CH(O-CH₂-(R,S)CH(OH)-CH₂OH)-C(O)OBn (0.51 g; 1.61 mmol; from step (iii) above) was dissolved in acetone (20 ml). p-Toluenesulfonic acid monohydrate (0.007 g, 0.037 mmol) was added and the mixture was stirred at room temperature for 24 h.

5 Potassium carbonate (0.09 g) was added and the reaction mixture was stirred at room temperature for 1 h. The mixture was subsequently filtered through celite and the filtrate was evaporated yielding 0.559 g (97%) of the sub-title compound.

¹H-NMR (400 MHz; CDCl₃): δ 7.18-7.48 (m, 10 H), 5.01-5.21 (m, 3 H), 4.27-4.40 (m, 1
10 H), 4.02-4.11 (m, 1 H), 3.76-3.90 (m, 1 H), 3.49-3.67 (m, 2 H), 1.34-1.41 (m, 6 H)

(v) Ph-(R)CH(O-CH₂-(R,S)CH(-O-C(CH₃)₂-O-CH₂-))-C(O)OH

Ph-(R)CH(O-CH₂-(R,S)CH(-O-C(CH₃)₂-O-CH₂-))-C(O)OBn (0.183 g; 0.51 mmol; from step (iv) above) was dissolved in ethanol (10 ml). Pd/C (5%; 0.09 g) was added and the
15 reaction mixture was hydrogenated at atmospheric pressure for 1 h. The mixture was subsequently filtered through celite and the filtrate was evaporated yielding 0.137 g (100%) of the sub-title compound.

LC-MS m/z 265 (M - 1)⁻

20 ¹H-NMR (400 MHz; CD₃OD): δ 7.28-7.48 (m, 5 H), 4.97 (s, 1 H), 4.25-4.35 (m, 1 H), 4.01-4.09 (m, 1 H), 3.72-3.84 (m, 1 H), 3.43-3.65 (m, 2 H), 1.30-1.37 (m, 6 H)

(vi) Ph-(R)CH(O-CH₂-(R,S)CH(-O-C(CH₃)₂-O-CH₂-))-C(O)-Aze-Pab(Z)

The sub-title compound was prepared according to the method described in Example 3(ii) above from Ph-(R)CH(O-CH₂-(R,S)CH(-O-C(CH₃)₂-O-CH₂-))-C(O)OH (0.165 g; 0.62
25 mmol; from step (v) above) yielding 0.20 g (52%).

LC-MS m/z 613 (M - 1)⁻; 615 (M + 1)⁺

30 ¹H-NMR (500 MHz; CDCl₃): δ 7.22-7.88 (m, 14 H), 7.12 (s, 2 H), 4.87-4.95 (m, 2 H), 3.40-4.54 (m, 9 H), 2.36-2.76 (m, 2 H), 1.22-1.42 (m, 6 H).

(vii) Ph-(R)CH(O-CH₂-(R,S)CH(-O-C(CH₃)₂-O-CH₂-))-C(O)-Aze-Pab x HOAc

The title compound was prepared according to the method described in Example 15(iii) above from Ph-(R)CH(O-CH₂-(R,S)CH(-O-C(CH₃)₂-O-CH₂-))-C(O)-Aze-Pab(Z) (0.20 g; 0.325 mmol; from step (vi) above) yielding 179 mg (100%).

5

LC-MS m/z 479 (M - 1)⁻, 481 (M + 1)⁺

¹H-NMR (500 MHz; D₂O): δ 7.33-7.80 (m, 9 H), 4.81-5.31 (m, 2 H), 3.94-4.59 (m, 6 H), 3.25-3.80 (m, 3 H), 2.16-2.88 (m, 2 H), 1.29-1.44 (m, 6 H)

¹³C-NMR (75.5 MHz; D₂O; complicated due to diastereomers/rotamers) amidine and
10 carbonyl carbons: δ 181.99, 173.12, 172.93, 172.18, 166.84.

(viii) Ph-(R)CH(O-CH₂-(R,S)CH(OH)-CH₂OH)-C(O)-Aze-Pab x HOAc

Ph-(R)CH(O-CH₂-(R,S)CH(-O-C(CH₃)₂-O-CH₂-))-C(O)-Aze-Pab x HOAc (0.094 g; 0.17 mmol; from step (vii) above) was dissolved in HOAc:H₂O (4:1; 10 ml) and the reaction
15 mixture was stirred at room temperature for 24 h. The mixture was evaporated and the residue was dissolved in H₂O and freeze dried. The yield of the title compound was 85 mg (100%).

LC-MS m/z 439 (M - 1)⁻; 441 (M + 1)⁺

20 ¹H-NMR (500 MHz; D₂O): δ 7.32-7.78 (m, 9 H), 4.81-5.28 (m, 2 H), 3.28-4.56 (m, 9 H), 2.15-2.90 (m, 2 H)

¹³C-NMR (100.6 MHz; D₂O; complicated due to diastereomers/rotamers) amidine and
carbonyl carbons: δ 179.14, 172.93, 172.89, 172.51, 171.96, 166.54.

25 Example 49Ph-(R)CH(O-CH₂-(R,S)CH(OH)-CH₂OH)-C(O)-Pro-Pab x HOAc(i) Ph-(R)CH(O-CH₂-(R,S)CH(-O-C(CH₃)₂-O-CH₂-))-C(O)-Pro-Pab(Z)

The sub-title compound was prepared according to the method described in Example 3(ii)
30 above from Ph-(R)CH(O-CH₂-(R,S)CH(-O-C(CH₃)₂-O-CH₂-))-C(O)OH (0.108 g; 0.4

mmol; see Example 48(v) above) and H-Pro-Pab(Z) x 2 HCl (0.202g; 0.46 mmol; see Example 35(ii) above), yielding 0.10 g (40%).

LC-MS m/z 627 (M - 1)⁻; 629 (M + 1)⁺; 651 (M + Na)⁺

5 ¹H-NMR (500 MHz; CDCl₃): δ 7.23-7.87 (m, 14 H), 5.03-5.27 (m, 3 H), 3.34-4.64 (m, 10 H), 1.71-2.39 (m, 4 H), 1.23-1.41 (m, 6 H)

(ii) Ph-(R)CH(O-CH₂-(R,S)CH(-O-C(CH₃)₂-O-CH₂-))-C(O)-Pro-Pab x HOAc

The sub-title compound was prepared according to the method described in Example 15(iii) above from Ph-(R)CH(O-CH₂-(R,S)CH(-O-C(CH₃)₂-O-CH₂-))-C(O)-Pro-Pab(Z) (0.100g; 0.159 mmol; from step (i) above yielding 85 mg (96%).

LC-MS m/z 493 (M - 1)⁻, 495 (M + 1)⁺

15 ¹H-NMR (500 MHz, D₂O): 7.30-7.82 (m, 9 H), 5.22-5.38 (m, 1 H), 4.32-4.62 (m, 4 H), 4.01-4.11 (m, 1 H), 3.22-3.83 (m, 5 H), 1.78-2.22 (m, 4 H), 1.33-1.44 (m, 6 H)

¹³C-NMR (100.6 MHz; D₂O; complicated due to diastereomers/rotamers) amidine and carbonyl carbons: δ 181.47, 174.74, 173.53, 171.64, 171.50, 171.00, 170.94, 166.58.

(iii) Ph-(R)CH(O-CH₂-(R,S)CH(OH)-CH₂OH)-C(O)-Pro-Pab x HOAc

20 The title compound was prepared according to the method described in Example 48(viii) above from Ph-(R)CH(O-CH₂-(R,S)CH(-O-C(CH₃)₂-O-CH₂-))-C(O)-Pro-Pab x HOAc (0.038 g; 0.069 mmol; from step (ii) above) yielding 35 mg (98%).

LC-MS m/z 453 (M - 1)⁻; 455 (M + 1)⁺

25 ¹H-NMR (500 MHz; D₂O): δ 7.30-7.82 (m, 9 H), 5.20-5.38 (m, 1 H), 3.18-4.60 (m, 10 H), 1.70-2.38 (m, 4 H)

¹³C-NMR (100.6 MHz; D₂O; complicated due to diastereomers/rotamers) amidine and carbonyl carbons: δ 180.26, 174.74, 173.47, 171.80, 171.26, 166.61.

Example 50

Ph-(R or S)C(-O-C(CH₃)₂-O-CH₂-)-C(O)-Aze-Pab x HOAc and

Ph-(S or R)C(-O-C(CH₃)₂-O-CH₂-)-C(O)-Aze-Pab x HOAc

5 (i) Ph-(R,S)C(-O-C(CH₃)₂-O-CH₂-)-C(O)OH

The sub-title compound was prepared analogously to the method described in Example 48(iv) above from α -hydroxytropic acid (3.5 g; 20.35 mmol; prepared according to Guthrie *et al.*, Can. J. Chem. (1991) **69**, 1904) yielding 3.37 g (74%).

10 ¹H-NMR (500 MHz; CDCl₃): δ 7.30-7.65 (m, 5 H), 4.95 (d, 1 H), 4.10 (d, 1 H), 1.70 (s, 3H), 1.50 (s, 3 H).

(ii) Ph-(R, S)C(-O-C(CH₃)₂-O-CH₂-)-C(O)-Aze-Pab(Z)

The sub-title compound was prepared according to the method described in Example 3(ii) above from Ph-(R, S)C(-O-C(CH₃)₂-O-CH₂-)-C(O)OH (0.25 g; 1.12 mmol; from step (i) above) yielding 0.30 g (53%).

¹H-NMR (400 MHz; CDCl₃): δ 7.20-7.90 (m, 14 H), 5.22 (s, 2 H), 3.70-5.10 (m, 7 H), 2.15-2.75 (m, 2 H), 1.40-1.65 (m, 6 H).

20

(iii) Ph-(R or S)C(-O-C(CH₃)₂-O-CH₂-)-C(O)-Aze-Pab x HOAc and

Ph-(S or R)C(-O-C(CH₃)₂-O-CH₂-)-C(O)-Aze-Pab x HOAc

A mixture of Ph-(R, S)C(-O-C(CH₃)₂-O-CH₂-)-C(O)-Aze-Pab(Z) (0.30 g; 0.53 mmol; from step (ii) above), ammonium formate (0.30 g, 4.76 mmol), formic acid (3 drops) and Pd/C (5%, 0.30 g) in methanol (10 ml) was stirred at room temperature for 30 minutes. The reaction mixture was filtered through celite and the filtrate was evaporated. The crude product (0.29 g) was subjected to preparative RPLC. Some fractions were concentrated to give 80 mg (35%) of compound 50A with a diastereomeric ratio >99:1. Later fractions were concentrated to give 80 mg (35%) of compound 50B with a diastereomeric ratio of 98:2.

30

Compound 50A:

LC-MS m/z 437 (M + 1)⁺

¹H NMR (400 MHz; CD₃OD): δ 7.28-7.85 (m, 9 H), 3.70-4.95 (m, 7 H), 2.10-2.55 (m, 2 H), 1.55 (s, 3 H), 1.50 (s, 3 H)

Compound 50B:

LC-MS m/z 437 (M + 1)⁺

¹H-NMR (400 MHz; CD₃OD): δ 7.25-7.80 (m, 9 H), 3.70-5.00 (m, 7 H), 2.25-2.45 (m, 2 H), 1.60 (s, 3 H), 1.48 (s, 3 H).

10

Example 51Ph-(R or S)C(OH)(CH₂OH)-C(O)-Aze-Pab x HCl andPh-(S or R)C(OH)(CH₂OH)-C(O)-Aze-Pab x HCl15 (i) Ph-(R or S)C(OH)(CH₂OH)-C(O)-Aze-Pab x HCl

Ph-(R or S)C(-O-C(CH₃)₂-O-CH₂-)-C(O)-Aze-Pab x HOAc (0.060 g; 0.12mmol; compound 50A from Example 50 above) was dissolved in acetic acid (4 ml) and H₂O (1 ml) was added. The mixture was stirred at room temperature overnight followed by stirring at 90°C for 6 h. HCl (conc.; 1 ml) was added and the mixture was stirred at room temperature for 5 minutes. The acetic acid and HCl were removed *in vacuo* in the presence of toluene and EtOH and the residue was dissolved in H₂O (4 ml) and freeze dried. The crude product was subjected to preparative RPLC to give 9 mg (16%) of the title compound.

25 LC-MS m/z 395 (M - 1)⁻, 397 (M + 1)⁺

¹H-NMR (400 MHz; CD₃OD): δ 7.20-7.85 (m, 9 H), 3.90-4.70 (m, 5 H), 3.30-3.70 (m, 2 H), 2.00-2.65 (m, 2 H)

30

(ii) Ph-(S or R)C(OH)(CH₂OH)-C(O)-Aze-Pab x HCl

The title compound was prepared according to the method described in step (i) above from Ph-(S or R)C(-O-C(CH₃)₂-O-CH₂-)-C(O)-Aze-Pab x HOAc (0.060 g; 0.12mmol; compound 50B from Example 50 above) yielding 22 mg (40%).

5

LC-MS m/z 397 (M + 1)⁺

¹H-NMR (400 MHz; CD₃OD): δ 7.20-7.85 (m, 9 H), 3.90-4.75 (m, 6 H), 3.50-3.60 (m, 1 H), 2.10-2.50 (m, 2 H).

10

Example 52

Ph-(R or S)C(-O-C(CH₃)₂-O-CH₂-)-C(O)-Pro-Pab x HOAc and
Ph-(S or R)C(-O-C(CH₃)₂-O-CH₂-)-C(O)-Pro-Pab x HOAc

(i) Ph-(R,S)C(-O-C(CH₃)₂-O-CH₂-)-C(O)-Pro-Pab(Z)

15 The sub-title compound was prepared according to the method described in Example 3(ii) above from Ph-(R,S)C(-O-C(CH₃)₂-O-CH₂-)-C(O)OH (0.25 g; 1.12 mmol; see Example 50(i) above) yielding 0.19 g (32%).

FAB-MS m/z 585 (M + 1)⁺

20 ¹H-NMR (400 MHz; CDCl₃): δ 7.20-7.95 (m, 14 H), 5.25 (s, 2 H), 5.10-5.20 (m, 1 H), 4.32-4.70 (m, 3 H), 3.65-3.95 (m, 2 H), 3.00-3.25 (m, 1 H), 1.30-2.35 (m, 10 H).

(ii) Ph-(R or S)C(-O-C(CH₃)₂-O-CH₂-)-C(O)-Pro-Pab x HOAc and
Ph-(S or R)C(-O-C(CH₃)₂-O-CH₂-)-C(O)-Pro-Pab x HOAc

25 The title compounds were prepared according to the method described in Example 50(iii) above from Ph-(R,S)C(-O-C(CH₃)₂-O-CH₂-)-C(O)-Pro-Pab(Z) (0.37 g; 0.63 mmol; from step (i) above). Some fractions were concentrated to give 120 mg of compound 52A with a diastereomeric ratio >99:1. Later fractions were concentrated to give 120 mg of compound 52B with a diastereomeric ratio of 98:2.

30

Compound 52A:

LC-MS m/z 451 (M + 1)⁺

¹H-NMR (400 MHz; CD₃OD): δ 7.25-7.80 (m, 9 H), 4.35-5.05 (m, 4 H), 3.80-3.95 (m, 1 H), 3.60-3.65 (m, 1 H), 3.00-3.10 (m, 1 H), 2.10-2.20 (m, 1 H), 1.75-1.90 (m, 3 H), 1.55 (s, 3 H), 1.45 (s, 3H).

Compound 52B:

LC-MS m/z 451 (M + 1)⁺

¹H-NMR (400 MHz; CD₃OD): δ 7.25-7.80 (m, 9 H), 4.40-5.10 (m, 4 H), 3.30-3.80 (m, 3 H), 1.75-2.20 (m, 4 H), 1.50-1.55 (m, 6 H)

10

Example 53

Ph-(R or S)C(OH)(CH₂OH)-C(O)-Pro-Pab x HCl and

Ph-(S or R)C(OH)(CH₂OH)-C(O)-Pro-Pab x HCl

15 (i) Ph-(R or S)C(OH)(CH₂OH)-C(O)-Pro-Pab x HCl

The title compound was prepared according to the method described in Example 51(i) above from Ph-(R or S)C(-O-C(CH₃)₂-O-CH₂-)-C(O)-Pro-Pab x HOAc (0.060 g; 0.12 mmol; compound 52A from Example 52 above) yielding 2 mg (2%).

20 LC-MS m/z 409 (M - 1)⁻, 411 (M + 1)⁺

¹H-NMR (400 MHz; CD₃OD): δ 7.20-7.85 (m, 9 H), 4.40-4.60 (m, 3 H), 4.05-4.30 (m, 1 H), 2.95-3.90 (m, 3 H), 1.60-2.20 (m, 4 H).

(ii) Ph-(S or R)C(OH)(CH₂OH)-C(O)-Pro-Pab x HCl

25 The title compound was prepared according to the method described in Example 51(i) above from Ph-(S or R)C(-O-C(CH₃)₂-O-CH₂-)-C(O)-Pro-Pab x HOAc (0.060 g; 0.12 mmol; compound 52B from Example 52 above) yielding 1 mg (1%).

LC-MS m/z 409 (M - 1)⁻, 411 (M + 1)⁺

¹H-NMR (400 MHz; CD₃OD): δ 7.25-7.85 (m, 9 H), 4.40-4.65 (m, 3 H), 4.05-4.20 (m, 1 H), 3.25-3.75 (m, 3 H), 1.40-2.20 (m, 4 H).

Example 54

5 Ph-(R)C(Me)(OH)-C(O)-Pro-Pab x HCl

(i) Ph-(R)C(Me)(OH)-C(O)-Pro-Pab(Z)

The sub-title compound was prepared according to the method described in Example 3(ii) above from (R)-(-)-2-hydroxy-2-phenylpropionic acid (0.20 g; 1.2 mmol) and H-Pro-
10 Pab(Z) x 2 HCl (0.50 g; 1.1 mmol; see Example 35(ii) above) yielding 0.13 g (22%).

¹H-NMR (500 MHz; CDCl₃): δ 7.18-7.87 (m, 14 H), 5.25 (s, 2 H), 4.37-4.61 (m, 3 H), 3.03-3.19 (m, 2 H), 1.50-2.17 (m, 7 H)

15 (ii) Ph-(R)C(Me)(OH)-C(O)-Pro-Pab x HCl

The title compound was prepared analogously to the method described in Example 1(v) above from Ph-(R)C(Me)(OH)-C(O)-Pro-Pab(Z) (0.13 g; 0.25 mmol; from step (i) above) yielding 94 mg (89%).

20 FAB-MS m/z 395 (M + 1)⁺

¹H-NMR (500 MHz; D₂O): δ 7.37-7.91 (m, 9 H), 4.33-4.61 (m, 3 H), 3.15-4.01 (m, 2 H), 1.72-2.33 (m, 7 H)

¹³C-NMR (75.5 MHz; D₂O; complicated due to rotamers) amidine and carbonyl carbons:
176.06, 175.49, 174.88, 166.90

25

30

Example 53**Ph-(S)C(Me)(OH)-C(O)-Pro-Pab x HCl****(i) Ph-(S)C(Me)(OH)-C(O)-Pro-Pab(Z)**

- 5 The sub-title compound was prepared according to the method described in Example 3(ii) above from (S)-(+)-2-hydroxy-2-phenylpropionic acid (0.20 g; 1.2 mmol) and H-Pro-Pab(Z) x 2 HCl (0.50 g; 1.1 mmol; see Example 35(ii) above) yielding 0.19 g (33%).

¹H-NMR (500 MHz; CDCl₃): δ 7.20-7.77 (m, 14 H), 5.22 (s, 2 H), 4.53-4.58 (m, 1 H),
10 4.32-4.44 (m, 2 H), 3.13-3.38 (m, 2 H), 1.53-2.04 (m, 7 H).

(ii) Ph-(S)C(Me)(OH)-C(O)-Pro-Pab x HCl

- The title compound was prepared according to the method described in Example 1(v) above from Ph-(S)C(Me)(OH)-C(O)-Pro-Pab(Z) (0.12 g; 0.23 mmol; from step (i) above)
15 yielding 80 mg (82%).

FAB-MS m/z 395 (M + 1)⁺

¹H-NMR (500 MHz; D₂O): δ 7.35-7.84 (m, 9 H), 4.47-4.63 (m, 3 H), 3.30-3.70 (m, 2 H),
1.60-2.29 (m, 7 H).

20 ¹³C-NMR (75.5 MHz; D₂O; complicated due to rotamers) amidine and carbonyl carbons: δ 175.58, 175.23, 174.79, 167.07.

Example 56**Ph(3,4-diF)-(R,S)CH(OH)-C(O)-Pro-Pab x HCl**

25

(i) Ph(3,4-diF)-(R,S)CH(OH)-C(O)-Pro-Pab(Z)

- The sub-title compound was prepared according to the method described in Example 3(ii) above from (R,S)-3,4-difluoromandelic acid (0.20 g; 1.06 mmol) and H-Pro-Pab(Z) x 2 HCl (0.53 g; 1.17 mmol; see Example 35(ii) above) yielding 445 mg (76%).

30

LC-MS m/z 549 (M - 1)⁺; 551 (M + 1)⁺

¹H-NMR (400 MHz; CDCl₃): δ 6.98-7.74 (m, 12 H), 5.16-5.21 (m, 2 H), 5.06-5.01 (m, 1 H), 4.22-4.56 (m, 3 H), 3.32-3.58 (m, 1 H), 2.88-3.12 (m, 1 H), 1.70-2.12 (m, 4 H).

5 (ii) Ph(3,4-diF)-(R,S)CH(OH)-C(O)-Pro-Pab x HCl

The title compound was prepared according to the method described in Example 1(v) above from Ph(3,4-diF)-(R,S)CH(OH)-C(O)-Pro-Pab(Z) (0.175 g; 0.31 mmol; from step (i) above) yielding 127 mg (88%).

10 LC-MS m/z 417 (M + 1)⁺

¹H-NMR (400 MHz; CD₃OD): δ 7.11-7.86 (m, 7 H), 5.37 (s, 1 H), 4.36-5.00 (m, 4 H), 3.66-3.78 (m, 1 H), 1.80-2.31 (m, 4 H)

¹³C-NMR (100.6 MHz; D₂O; complicated due to diastereomers/rotamers) amidine and carbonyl carbons: δ 174.66, 174.40, 171.96, 171.82, 166.48.

15

Example 57

Ph-(R)CH(OH)-C(O)-(R,S)Pic(4-oxo)-Pab x HOAc

(i) Boc-(R,S)Pic(4-oxo)-OCH₃

20 A mixture of Boc-(R,S)Pic(4-hydroxy)-OCH₃ (1.1 g; 4.25 mmol; prepared according to Gillard *et al.*, J. Org. Chem., (1996) 61, 2226), PCC (1.8 g; 8.5 mmol) and molecular sieves (powdered; 3 Å; 1.0 g) in CH₂Cl₂ (20 ml) was stirred at room temperature for 4 h. Diethyl ether (60 ml) was added and the reaction mixture was filtered through a short silica gel column eluted with EtOAc:Hexane (1:1). The filtrate was evaporated yielding 1.0 g
25 (92%) of the sub-title compound.

FAB-MS m/z 258 (M + 1)⁺

¹H-NMR (500 MHz; CDCl₃): δ 4.75-5.20 (m, 1 H), 3.55-4.15 (m, 5 H), 2.40-2.90 (m, 4 H), 1.30-1.65 (m, 9 H)

30

(ii) H-(R,S)Pic(4-oxo)-OCH₃

Boc-(R,S)Pic(4-oxo)-OCH₃ (0.48g; 1.87 mmol; from step (i) above) was treated with trifluoroacetic acid in CH₂Cl₂ (50%, 4 ml) at room temperature for 30 minutes. The reaction mixture was evaporated and the residue was dissolved in CH₂Cl₂, washed with Na₂CO₃/aq, dried (K₂CO₃) and evaporated. The yield of the sub-title compound was 0.23 g (78%).

¹H-NMR (500 MHz; CDCl₃): δ 3.65-3.80 (m, 4 H), 3.30-3.40 (m, 1 H), 2.90-3.00 (m, 1 H), 2.30-2.70 (m, 4 H).

(iii) Ph-(R)CH(OTBDMS)-C(O)-(R,S)Pic(4-oxo)-OCH₃

The sub-title compound was prepared analogously to the method described in Example 3(ii) above from H-(R,S)Pic(4-oxo)-OCH₃ (0.22 g; 1.4 mmol; from step (ii) above) and Ph-(R)CH(OTBDMS)-C(O)OH (0.372 g; 1.4 mmol; prepared according to the method described in Hamada *et al* J. Am. Chem. Soc. (1989) 111, 669) yielding 288 mg (51%).

FAB-MS m/z 406 (M + 1)⁺

¹H-NMR (500 MHz; CDCl₃): δ 7.20-7.50 (m, 5 H), 5.25-5.70 (m, 2 H), 4.15-4.75 (m, 1H), 3.20-3.80 (m, 4 H), 2.00-2.90 (m, 3 H), 1.30-1.65 (m, 1 H), 0.85-1.15 (m, 9 H), 0.10-0.35 (m, 6 H).

(iv) Ph-(R)CH(OTBDMS)-C(O)-(R,S)Pic(4-oxo)-OH

A mixture of Ph-(R)CH(OTBDMS)-C(O)-(R,S)Pic(4-oxo)-OCH₃ (0.28 g; 0.69 mmol; from step (iii) above) and a solution of lithium hydroxide (2 M, 10 ml) in THF (10 ml) was stirred at room temperature for 1.5 h. The THF was removed *in vacuo*, the residue was acidified (pH 2) with KHSO₄ (2 M) and extracted with EtOAc. The organic layer was washed with H₂O, dried (MgSO₄) and evaporated. The yield of the sub-title compound was 0.24 g (89%).

FAB-MS m/z 392 (M + 1)⁺

¹H-NMR (400 MHz; CDCl₃): δ 7.20-7.55 (m, 5 H), 5.15-5.75 (m, 2 H), 4.10-4.30 (m, 1 H), 3.20-3.80 (m, 1 H), 2.05-3.00 (m, 4 H), 1.35-1.55 (m, 1 H), 0.90-1.05 (m, 9 H), 0.10-0.25 (m, 6 H)

5 (v) Ph-(R)CH(OTBDMS)-C(O)-(R,S)Pic(4-oxo)-Pab(Z)

The sub-title compound was prepared analogously to the method described in Example 1(ii) above from Ph-(R)CH(OTBDMS)-C(O)-(R,S)Pic(4-oxo)-OH (0.227 g; 0.58 mmol; from step (iv) above) yielding 92 mg (24%).

10 FAB-MS m/z 657 (M + 1)⁺

¹H-NMR (500 MHz; CDCl₃): δ 6.90-7.90 (m, 14 H), 5.10-5.80 (m, 4 H), 3.60-4.70 (m, 3 H), 2.10-3.20 (m, 4 H), 1.40-1.70 (m, 1 H), 0.80-1.10 (m, 9 H), 0.00-0.25 (m, 6 H).

(vi) Ph-(R)CH(OH)-C(O)-(R,S)Pic(4-oxo)-Pab(Z)

15 The sub-title compound was prepared analogously to the method described in step (ii) above from Ph-(R)CH(OTBDMS)-C(O)-(R,S)Pic(4-oxo)-Pab(Z) (0.09 g; 0.14 mmol; from step (v) above) yielding 61 mg (82%).

FAB-MS m/z 543 (M + 1)⁺

20 ¹H-NMR (500 MHz; CDCl₃): δ 6.95-7.90 (m, 14 H), 5.00-5.55 (m, 4 H), 3.95-4.70 (m, 2 H), 3.20-3.70 (m, 2 H), 1.20-2.80 (m, 4 H)

(vii) Ph-(R)CH(OH)-C(O)-(R,S)Pic(4-oxo)-Pab x HOAc

The title compound was prepared according to the method described in Example 15(iii) above from Ph-(R)CH(OH)-C(O)-(R,S)Pic(4-oxo)-Pab(Z) (0.061 g; 0.11 mmol; from step 25 (vi) above) yielding 46 mg (90%).

LC-MS m/z 407 (M - 1)⁻; 409 (M + 1)⁺

30 ¹H-NMR (400 MHz; D₂O): δ 7.20-7.85 (m, 9 H), 5.00-5.80 (m, 2 H), 4.35-4.55 (m, 2 H), 3.40-4.05 (m, 2 H), 1.80-3.10 (m, 4 H)

Example 58Ph-(R)CH(OH)-C(O)-(R or S)Pic(4-methylene)-Pab x HOAc andPh-(R)CH(OH)-C(O)-(S or R)Pic(4-methylene)-Pab x HOAc

5

(i) Boc-(R,S)Pic(4-methylene)-OCH₃

Methyltriphenylphosphonium bromide (2.68 g; 7.5 mmol) was dried under vacuum for 20 minutes and was then suspended with dry THF (20 ml) at 0°C. Butyllithium (1.6 N in hexane; 4.7 ml; 7.5 mmol) was added dropwise and the mixture was stirred at room
10 temperature for 30 minutes. The reaction mixture was cooled to -78°C and Boc-(R,S)Pic(4-oxo)-OCH₃ (1.3 g; 5.0 mmol; see Example 57(i) above) was added. The reaction mixture was stirred at -78°C for 30 minutes followed by 2 h at room temperature. Ammonium chloride was added to the reaction mixture and after separation the H₂O-layer was extracted twice with diethyl ether. The combined organic layer was dried and
15 evaporated to give a crude product which was purified by flash chromatography eluting with EtOAc:Hexane (30:70) to give 480 mg (37%) of the sub-title compound.

FAB-MS m/z 256 (M + 1)⁺

¹H NMR (500 MHz; CDCl₃): δ 4.70-5.10 (m, 3 H), 3.95-4.15 (m, 1 H), 3.70 (s, 3 H), 2.10-
20 3.10 (m, 5 H), 1.35-1.60 (m, 9 H).

(ii) H-(R,S)Pic(4-methylene)-OCH₃

Boc-(R,S)Pic(4-methylene)-OCH₃ (0.48 g; 1.88 mmol; from step (i) above) was treated with trifluoroacetic acid (50% in CH₂Cl₂, 6 ml) at room temperature for 40 minutes. The
25 reaction mixture was evaporated and the residue was dissolved in CH₂Cl₂, washed with Na₂CO₃ (saturated), dried (K₂CO₃) and evaporated. The yield of the sub-title compound was 0.27 g (95%).

¹H-NMR (500 MHz; CDCl₃): δ 4.70-4.85 (m, 2 H), 3.75 (m, 3 H), 3.35-3.45 (m, 1 H),
30 3.15-3.25 (m, 1 H), 2.55-2.70 (m, 2 H), 2.10-2.30 (m, 3 H)

(iii) Ph-(R)CH(OTBDMS)-C(O)-(R,S)Pic(4-methylene)-OCH₃

The sub-title compound was prepared analogously to the method described in Example 3(ii) above from Ph-(R)CH(OTBDMS)-C(O)OH (0.37 g; 1.4 mmol; prepared according to the method described in Hamada *et al* J. Am. Chem. Soc. (1989) 111, 669) and H-(R,S)Pic(4-methylene)-OCH₃ (0.21 g; 1.4 mmol; from step (ii) above) yielding 0.283 g (52%).

FAB-MS m/z 404 (M + 1)⁺

¹H-NMR (500 MHz; CDCl₃): δ 7.25-7.55 (m, 5 H), 5.15-5.70 (m, 2 H), 4.20-4.85 (m, 3 H), 3.65-3.75 (m, 3 H), 1.90-3.20 (m, 5 H), 0.90-1.10 (m, 9 H), 0.10-0.30 (m, 6 H).

(iv) Ph-(R)CH(OTBDMS)-C(O)-(R,S)Pic(4-methylene)-OH

The sub-title compound was prepared according to the method described in Example 57(iv) above from Ph-(R)CH(OTBDMS)-C(O)-(R,S)Pic(4-methylene)-OCH₃ (0.28 g; 0.69 mmol; from step (iii) above) yielding 0.24 g (89%).

FAB-MS m/z 390 (M + 1)⁺

¹H-NMR (500 MHz; CDCl₃): δ 7.15-7.50 (m, 5 H), 5.15-5.95 (m, 2 H), 3.55-5.00 (m, 3 H), 1.75-3.25 (m, 5 H), 0.85-1.05 (m, 9 H), 0.10-0.25 (m, 6 H).

(v) Ph-(R)CH(OTBDMS)-C(O)-(R,S)Pic(4-methylene)-Pab(Z)

The sub-title compound was prepared analogously to the method described in Example 3(ii) above from Ph-(R)CH(OTBDMS)-C(O)-(R,S)Pic(4-methylene)-OH (0.235 g; 0.6 mmol; from step (iv) above) and H-Pab(Z) x HCl (0.211 g; 0.66 mmol) yielding 0.124 g (35%).

FAB-MS m/z 655 (M + 1)⁺

¹H-NMR (500 MHz; CDCl₃): δ 7.10-7.90 (m, 14 H), 5.15-5.70 (m, 4 H), 4.10-5.05 (m, 4 H), 1.75-3.05 (m, 6 H), 0.80-1.10 (m, 9 H), 0.00-0.25 (m, 6 H).

(vi) Ph-(R)CH(OH)-C(O)-(R,S)Pic(4-methylene)-Pab(Z)

The sub-title compound was prepared analogously to the method described in Example 57(vi) above from Ph-(R)CH(OTBDMS)-C(O)-(R,S)Pic(4-methylene)-Pab(Z) (0.08 g; 0.12 mmol; from step (v) above) yielding 0.06 g (91%).

LC-MS m/z 541 (M + 1)⁺

¹H-NMR (500 MHz; CD₃OD): δ 7.15-7.90 (m, 14 H), 5.20-5.80 (m, 4 H), 4.35-4.90 (m, 4 H), 3.70-4.15 (m, 1 H), 3.20-3.40 (m, 1 H), 1.10-2.90 (m, 4 H).

(vii) Ph-(R)CH(OH)-C(O)-(R or S)Pic(4-methylene)-Pab x HOAc and

Ph-(R)CH(OH)-C(O)-(S or R)Pic(4-methylene)-Pab x HOAc

A mixture of Ph-(R)CH(OH)-C(O)-(R,S)Pic(4-methylene)-Pab(Z) (0.035 g; 0.065 mmol; from step (vi) above), ammonium acetate (0.50 g, 7.4 mmol) and imidazole (0.20 g; 3.0 mmol) in methanol (5 ml) was stirred at 60°C overnight. The reaction mixture was evaporated and the residue was subjected to preparative RPLC. Some fractions were concentrated to give 1.8 mg of compound 58B. Later fractions were concentrated to give 7 mg of compound 58A.

Compound 58A:

LC-MS m/z 405 (M - 1)⁻; 407 (M + 1)⁺

¹H-NMR (400 MHz; D₂O): δ 7.15-7.80 (m, 9 H), 5.65-5.70 (m, 1 H), 4.80-5.25 (m, 1 H), 4.45-4.60 (m, 2 H), 3.60-4.00 (m, 2 H), 1.30-3.30 (m, 6 H).

Compound 58B:

LC-MS m/z 407 (M + 1)⁺

¹H-NMR (400 MHz; D₂O): δ 7.30-7.80 (m, 9 H), 5.45-5.75 (m, 1 H), 4.80-5.20 (m, 1 H), 4.35-4.70 (m, 3 H), 3.75-3.90 (m, 1 H), 1.70-3.05 (m, 6 H)

Example 59Ph(3-Cl)-(R,S)CH(OH)-C(O)-Aze-Pab x HOAc(i) (R,S)-3-Chloromandelic acid

- 5 The sub-title compound was prepared according to the method described in Example 15(i) above from 3-chlorobenzaldehyde (7.03 g; 50 mmol) yielding 2 g (21%).

LC-MS m/z 185 (M - 1)⁻, 370 (2M - 1)⁻

¹H NMR (400 MHz; CD₃OD): δ 7.28-7.51 (m, 4 H), 5.14 (s, 1 H).

10

(ii) Ph(3-Cl)-(R,S)CH(OH)-C(O)-Aze-Pab(Z)

The sub-title compound was prepared according to the method described in Example 3(ii) above from (R,S)-3-chloromandelic acid (0.149 g; 0.8 mmol; from step (i) above) yielding 0.30 g (70%).

15

¹H-NMR (500 MHz; CDCl₃): δ 7.08-7.84 (m, 13 H), 5.18-5.24 (m, 2 H), 4.86-5.01 (m, 2 H), 4.02-4.56 (m, 3 H), 3.57-3.76 (m, 1 H), 2.30-2.72 (m, 2 H).

(iii) Ph(3-Cl)-(R,S)CH(OH)-C(O)-Aze-Pab x HOAc

- 20 The title compound was prepared according to the method described in Example 43 above from Ph(3-Cl)-(R,S)CH(OH)-C(O)-Aze-Pab(Z) (0.10 g; 0.19 mmol; from step (ii) above) yielding 55 mg (63%).

LC-MS m/z 399 (M - 1)⁻, 401 (M + 1)⁺

- 25 ¹H-NMR (400 MHz; D₂O): δ 7.10-7.85 (m, 8 H), 4.82-5.37 (m, 2 H), 3.96-4.79 (m, 4 H), 2.14-2.85 (m, 2 H)

¹³C NMR (100.6 MHz; D₂O; complicated due to diastereomers/rotamers) amidine and carbonyl carbons: δ 174.00, 173.17, 172.83, 172.61, 166.59.

30

Example 60Ph(3-Cl,4-OH)-(R,S)CH(OH)-C(O)-Pro-Pab x HCl(i) Ph(3-Cl,4-OH)-(R,S)CH(OH)-C(O)-Pro-Pab(Z)

- 5 The sub-title compound was prepared according to the method described in Example 3(ii) above from (R,S)-3-chloro-4-hydroxymandelic acid (0.25 g; 1.23 mmol) and H-Pro-Pab(Z) x 2 HCl (0.615 g; 1.35 mmol; see Example 35(ii) above) yielding 382 mg (55%).

LC-MS m/z 564 (M - 1)⁻

- 10 ¹H-NMR (400 MHz; CD₃OD): δ 6.80-7.85 (m, 12 H), 5.16-5.25 (m, 3 H), 4.35-4.51 (m, 3 H), 3.45-3.75 (m, 1 H), 3.07-3.42 (m, 1 H), 1.72-2.18 (m, 4 H).

¹³C NMR (100.6 MHz; CD₃OD; complicated due to diastereomers/rotamers) amidine and carbonyl carbons: δ 174.62, 174.27, 173.02, 172.88, 170.41, 165.04.

- 15 (ii) Ph(3-Cl,4-OH)-(R,S)CH(OH)-C(O)-Pro-Pab x HCl

The title compound was prepared analogously to the method described in Example 43 above from Ph(3-Cl,4-OH)-(R,S)CH(OH)-C(O)-Pro-Pab(Z) (0.10 g; 0.177 mmol; from step (i) above), trifluoroacetic acid (3.7 ml; 48 mmol) and thioanisole (1.04 ml; 8.85 mmol) yielding 57 mg (70%).

20

LC-MS m/z 431 (M + 1)⁺

¹H NMR (500 MHz; D₂O): δ 6.84-7.86 (m, 7 H), 5.29-5.42 (m, 1 H), 4.30-4.68 (m, 3 H), 3.05-4.05 (m, 2 H), 1.70-2.37 (m, 4 H).

- 25 Example 61

The title compounds of Examples 1 to 60 were tested in Test A above and were all found to exhibit an IC₅₀TT value of less than 0.3 μM.

Abbreviations

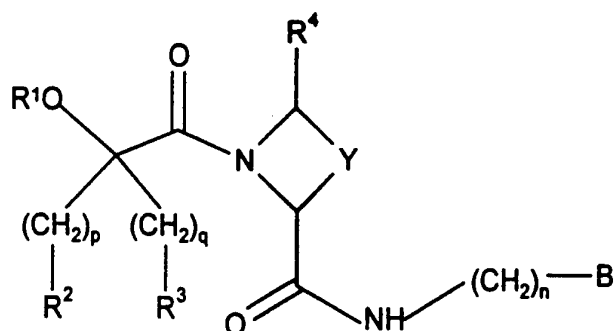
	aq =	aqueous
	Aze =	azetidine-2-carboxylic acid
5	Boc =	tert-butyloxycarbonyl
	Bn =	benzyl
	Bu =	butyl
	Ch =	cyclohexyl
	DCC =	dicyclohexylcarbodiimide
10	DIPEA =	diisopropylethylamine
	DMAP =	N,N-dimethylaminopyridine
	DMF =	dimethylformamide
	EDC =	1-(3-dimethylaminopropyl)-3-ethylcarbodiimide hydrochloride
	Et =	ethyl
15	EtOH =	ethanol
	h =	hours
	HCl =	hydrochloric acid
	HOAc =	acetic acid
	HOSu =	N-hydroxysuccinimide
20	H-Dig =	1-amidino-3-aminoethylazetidine
	H-Dig(Z) =	3-aminoethyl-1-(N-benzyloxycarbonylamidino)azetidine
	H-Hig =	1-amidino-3-aminoethylpyrrolidine
	H-Hig(Z) =	3-aminoethyl-1-(N-benzyloxycarbonylamidino)pyrrolidine
	H-Pac =	1-amidino-4-aminomethylcyclohexane
25	H-Pac(Z) =	4-aminomethyl-1-(N-benzyloxycarbonylamidino)cyclohexane
	H-Pic =	pipecolinic acid
	H-Pig =	1-amidino-3-aminomethylpiperidine
	H-Pig(Z) =	3-aminomethyl-1-(N-benzyloxycarbonylamidino)piperidine
	H-Pab =	1-amidino-4-aminomethylbenzene
30	H-Pab(Z) =	4-aminomethyl-1-(N-benzyloxycarbonylamidino)benzene

- PCC = pyridinium chlorochromate
HPLC = high performance liquid chromatography
Me = methyl
Ph = phenyl
5 RPLC = reverse phase high performance liquid chromatography
Su = succinimide
TBDMS = tert-butyl dimethylsilyl
TBTU = [N,N,N',N'-tetramethyl-O-(benzotriazol-1-yl)uronium tetrafluoroborate]
THF = tetrahydrofuran
10 THP= tetrahydropyranyl
TMS= trimethylsilyl
WSCl= water soluble carbodiimide
Z = benzyloxycarbonyl

- 15 Prefixes n, s, i and t have their usual meanings: normal, iso, secondary and tertiary. The stereochemistry for the amino acids is by default (S) if not otherwise stated.

Claims

1. A compound of formula I,

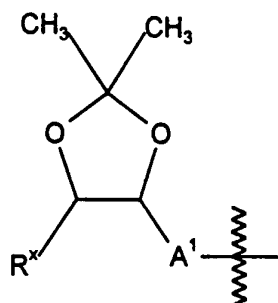


5

wherein

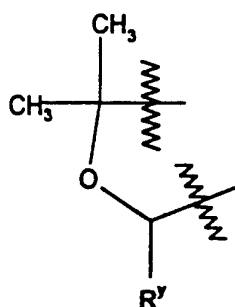
p and q independently represent 0, 1, 2, 3 or 4;

R¹ represents H, 2,3-epoxypropyl, C₁₋₆ alkyl (which latter group is optionally substituted or
 10 terminated by one or more hydroxy group), a structural fragment of formula Ia



Ia

wherein A¹ represents a single bond or C₁₋₄ alkylene and R^x represents H or C₁₋₄ alkyl,
 provided that there are no more than six carbon atoms in the chain R^x-C-C-A¹, or, when p
 represents 0, together with R² represents a structural fragment of formula Ib,



Ib

15

wherein R^7 represents H or $C_{1,3}$ alkyl;

R^2 represents H, $Si(Me)_3$, naphthyl, indolyl, $CHR^{21}R^{22}$ or $C_{1,4}$ alkyl (which latter group is optionally substituted or terminated by one or more fluorine or hydroxy group) or $C_{3,8}$

cycloalkyl or phenyl (which latter two groups are optionally substituted by one or more of

$C_{1,4}$ alkyl, $C_{1,4}$ alkoxy, halo, hydroxy, cyano, nitro, methylenedioxy, trifluoromethyl,

$N(H)R^{23}$, $C(O)OR^{24}$), or, when p represents 0, together with R^1 represents a structural

fragment of formula Ib;

R^3 represents H, $Si(Me)_3$, naphthyl, indolyl, $CHR^{25}R^{26}$ or $C_{1,6}$ alkyl (which latter group is optionally substituted or terminated by one or more fluorine or hydroxy group) or $C_{3,8}$

cycloalkyl or phenyl (which latter two groups are optionally substituted by one or more of

$C_{1,4}$ alkyl, $C_{1,4}$ alkoxy, halo, hydroxy, cyano, nitro, methylenedioxy, trifluoromethyl,

$N(H)R^{27}$ or $C(O)OR^{28}$);

R^{21} , R^{22} , R^{25} and R^{26} independently represent cyclohexyl or phenyl;

R^{23} and R^{27} independently represent H, $C_{1,4}$ alkyl or $C(O)R^{29}$;

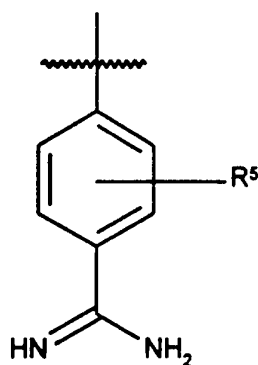
R^{24} , R^{28} and R^{29} independently represent H or $C_{1,4}$ alkyl;

R^4 represents H or $C_{1,4}$ alkyl;

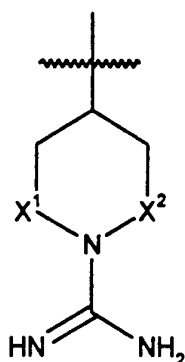
Y represents $C_{1,3}$ alkylene optionally substituted by $C_{1,4}$ alkyl, hydroxy, methylene or oxo;

n represents 0, 1, 2, 3 or 4; and

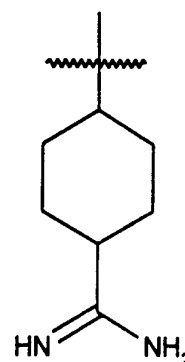
B represents a structural fragment of formula IVa, IVb or IVc



IVa



IVb



IVc

wherein

R^5 represents H, halo or C_{1-4} alkyl; and

X^1 and X^2 independently represent a single bond or CH_2 ;

5 provided that when R^1 , R^2 and R^4 all represent H, p represents 0, Y represents $(CH_2)_2$, n represents 1 and:

(a) R^3 represents unsubstituted phenyl and:-

(i) B represents a structural fragment of formula IVa and R^5 represents H, then q does not represent 0 or 1; and

10 (ii) B represents a structural fragment of formula IVb and X^1 and X^2 both represent CH_2 , then q does not represent 0; and

(b) R^3 represents unsubstituted cyclohexyl, B represents a structural fragment of formula IVa and R^5 represents H, then q does not represent 0;

15 or a pharmaceutically acceptable salt thereof.

2. A compound as claimed in claim 1 wherein n represents 1 when B represents a structural fragment of formula IVa, IVc or IVb in which latter fragment X^1 and X^2 both represent CH_2 .

20

3. A compound as claimed in claim 1 wherein n represents 2 when B represents a structural fragment of formula IVb in which fragment X^1 represents a single bond and X^2 represents either a single bond or CH_2 .

25 4. A compound as claimed in claim 1 or claim 2 wherein R^5 represents H when B represents a structural fragment of formula IVa.

5. A compound as claimed in any one of claims 1 to 4 wherein R^4 represents H.

30 6. A compound as claimed in any one of claims 1 to 5 wherein p represents 0.

7. A compound as claimed in any one of claims 1 to 6 wherein Y represents CH_2 , $(\text{CH}_2)_2$, $(\text{CH}_2)_3$, $\text{CH}_2\text{CH}(\text{CH}_3)\text{CH}_2$, $\text{CH}_2\text{C}(=\text{O})\text{CH}_2$ or $\text{CH}_2\text{C}(=\text{CH}_2)\text{CH}_2$.
- 5 8. A compound as claimed in claim 7 wherein Y represents CH_2 , $(\text{CH}_2)_2$ or $\text{CH}_2\text{C}(=\text{CH}_2)\text{CH}_2$.
9. A compound as claimed in any one of claims 1 to 8 wherein R^1 represents H, methyl, 2,3-dihydroxypropyl or (2,2-dimethyl-1,3-dioxalan-4-yl)methyl.
- 10 10. A compound as claimed in claim 9 wherein R^1 represents H.
11. A compound as claimed in any one of claims 1 to 10 wherein q represents 0, 1 or 2.
- 15 12. A compound as claimed in claim 11 wherein q represents 0.
13. A compound as claimed in any one of claims 1 to 12 wherein R^2 represents H, optionally substituted C_{1-4} alkyl or optionally substituted phenyl.
- 20 14. A compound as claimed in claim 13 wherein, when R^2 represents optionally substituted C_{1-4} alkyl, the optional substituent is hydroxy.
15. A compound as claimed in claim 14 wherein when the hydroxy group is attached to the carbon atom which is α to the carbon atom to which OR^1 is attached.
- 25 16. A compound as claimed in claim 13 wherein R^2 represents H, methyl, hydroxymethyl or ethyl.
17. A compound as claimed in any one of claims 1 to 16 wherein R^3 represents

C₁₋₆ alkyl, naphthyl, indolyl, optionally substituted cyclohexyl or optionally substituted phenyl.

18. A compound as claimed in claim 17 wherein R³ represents optionally substituted phenyl
5 or optionally substituted cyclohexyl.

19. A compound as claimed in any one of claims 1 to 18 wherein Y represents CH₂ or
CH₂C(=CH₂)CH₂ when R¹ and R² both represent H, R³ represents unsubstituted phenyl or
unsubstituted cyclohexyl and q represents 0 or 1.

10

20. A compound as claimed in any one of claims 1 to 18 wherein R² represents methyl,
hydroxymethyl or ethyl when R¹ represents H, R³ represents unsubstituted phenyl or
unsubstituted cyclohexyl and q represents 0 or 1.

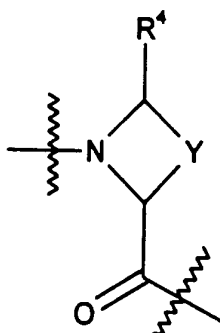
15 21. A compound as claimed in any one of claims 1 to 20 wherein R³ is substituted by one or
more of hydroxy, fluoro, chloro, methyl, methoxy, amino, nitro, trifluoromethyl,
methylenedioxy, ethoxy or propoxy, when it represents optionally substituted phenyl or
optionally substituted cyclohexyl .

20 22. A compound as claimed in claim 21 wherein R³ is substituted by one or more of
hydroxy, mono- or difluoro, chloro, methyl, methoxy or methylenedioxy.

23. A compound as claimed in any one of claims 1 to 22 wherein Y represents CH₂.

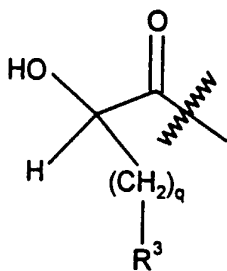
25 24. A compound as claimed in any one of claims 1 to 23 wherein B represents a structural
fragment of formula IVa.

25. A compound as claimed in any one of claims 1 to 24 wherein the α -amino acid carbon in
the fragment



is in the S-configuration.

26. A compound as claimed in any one of claims 1 to 25 wherein, when R^1 and R^2 both represent H and p represents 0, the α -carbon in the fragment



is in the R-configuration.

27. A compound as claimed in claim 1 which is:

- 10 Ch-(R,S)CH(OH)-C(O)-Aze-Pab;
 Ch-(R)CH(OH)-C(O)-Aze-Pab;
 Ph-(R)CH(OH)-C(O)-Aze-Pab;
 Ph(3-Me)-(R,S)CH(OH)-C(O)-Aze-Pab;
 Ph(3-OMe)-(R,S)CH(OH)-C(O)-Aze-Pab;
 15 Ph(3,5-diOMe)-(R,S)CH(OH)-C(O)-Aze-Pab;
 Ph(3-OMe,4-OH)-(R,S)CH(OH)-C(O)-Aze-Pab;
 Ph-(R,S)C(Et)(OH)-C(O)-Aze-Pab;
 Ph-(R,S)C(Et)(OH)-C(O)-Pro-Pab;
 (Ph)₂C(OH)-C(O)-Aze-Pab;
 20 Ph(3-OMe,4-OH)-(R,S)CH(OH)-C(O)-Pro-Pab;

- Ph-(R)CH(OH)-C(O)-Aze-Pac;
 Ph-(R)CH(OH)-C(O)- (R,S)Pic(*cis*-4-Me)-Pab;
 Ph(3,4-(-O-CH₂-O-))-(R,S)CH(OH)-C(O)-Aze-Pab;
 Ph(3-OMe)-(R,S)CH(OH)-C(O)-Pro-Pab;
 5 Ph(3,5-diOMe)-(R,S)CH(OH)-C(O)-Pro-Pab;
 Ph-(R,S)C(Me)(OH)-C(O)-Aze-Pab;
 Ph(3,5-diMe)-(R,S)CH(OH)-C(O)-Aze-Pab;
 Ph(3-NH₂)-(R,S)CH(OH)-C(O)-Aze-Pab;
 Ph(3-NH₂)-(R,S)CH(OH)-C(O)-Pro-Pab;
 10 Ph(3-NO₂)-(R,S)CH(OH)-C(O)-Pro-Pab;
 Ph(3,4-(-O-CH₂-O-))-(R,S)CH(OH)-C(O)-Pro-Pab;
 Ph(3,5-diF)-(R,S)CH(OH)-C(O)-Pro-Pab;
 Ph-(R)CH(O-CH₂-(R,S)CH(-O-C(CH₃)₂-O-CH₂-))-C(O)-Aze-Pab;
 Ph-(R)C(Me)(OH)-C(O)-Pro-Pab;
 15 Ph-(S)C(Me)(OH)-C(O)-Pro-Pab;
 Ph(3,4-diF)-(R,S)CH(OH)-C(O)-Pro-Pab;
 Ph-(R)CH(OH)-C(O)-(R,S)Pic(4-methylene)-Pab;
 Ph(3-Cl)-(R,S)CH(OH)-C(O)-Aze-Pab;
 Ph-(R,S)C(-O-C(CH₃)₂-O-CH₂-)-C(O)-Aze-Pab;
 20 Ph-(R,S)C(-O-C(CH₃)₂-O-CH₂-)-C(O)-Pro-Pab;
 Ph-(R,S)C(CH₂OH)(OH)-C(O)-Aze-Pab; or
 Ph-(R,S)C(CH₂OH)(OH)-C(O)-Pro-Pab.

28. A pharmaceutical formulation including a compound as defined in any one of claims 1 to
 25 27, or a pharmaceutically-acceptable salt thereof, in admixture with a pharmaceutically-
 acceptable adjuvant, diluent or carrier.

29. A compound as defined in any one of claims 1 to 27, or a pharmaceutically-acceptable
 salt thereof, for use as a pharmaceutical.

30. A compound as defined in any one of claims 1 to 27, or a pharmaceutically-acceptable salt thereof, for use in the treatment of a condition where inhibition of thrombin is required.

5 31. A compound as defined in any one of claims 1 to 27, or a pharmaceutically acceptable salt thereof, for use in the treatment of thrombosis.

32. A compound as defined in any one of claims 1 to 27, or a pharmaceutically acceptable salt thereof, for use as an anticoagulant.

10 33. The use of a compound as defined in any of one claims 1 to 27, or a pharmaceutically acceptable salt thereof, as active ingredient in the manufacture of a medicament for the treatment of a condition where inhibition of thrombin is required.

34. Use as claimed in claim 33, wherein the condition is thrombosis.

15

35. Use of a compound as defined in one any of claims 1 to 27, or a pharmaceutically acceptable salt thereof, as active ingredient in the manufacture of an anticoagulant.

20

36. A method of treatment of a condition where inhibition of thrombin is required which method comprises administration of a therapeutically effective amount of a compound as defined in any one of claims 1 to 27, or a pharmaceutically acceptable salt thereof, to a person suffering from, or susceptible to, such a condition.

25

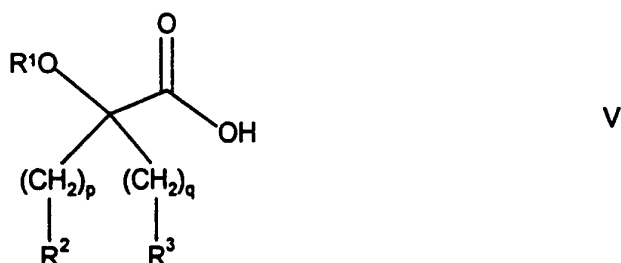
37. A method as claimed in claim 36, wherein the condition is thrombosis.

38. A method as claimed in claim 36, wherein the condition is hypercoagulability in blood and tissues.

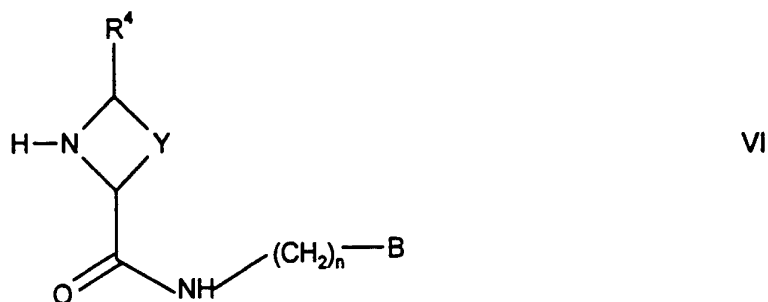
30

39. A process for the preparation of a compound as defined in claim 1 which process comprises:

(a) the coupling of a compound of formula V,

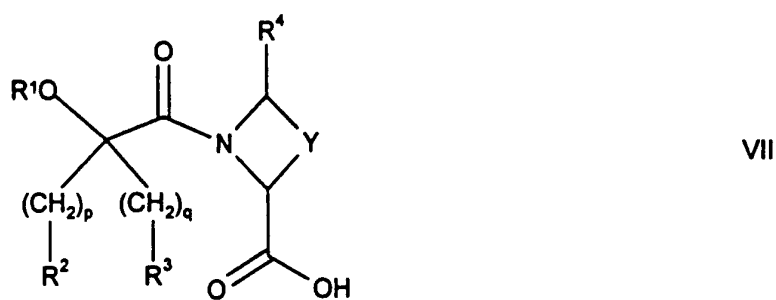


5 wherein p, q, R¹, R² and R³ are as defined in claim 1 with a compound of formula VI,



wherein R⁴, Y, n and B are as defined in claim 1; or

(b) the coupling of a compound of formula VII,

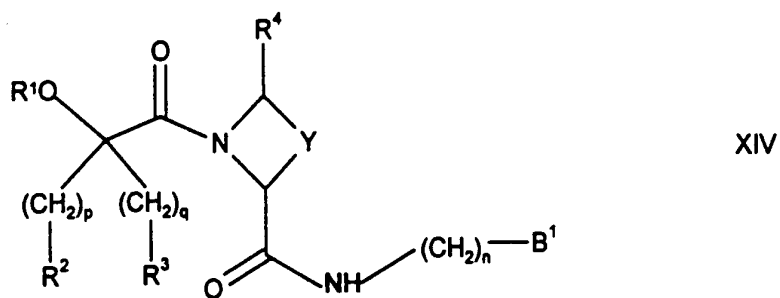


10 wherein p, q, R¹, R², R³, R⁴ and Y are as defined in claim 1 with a compound of formula VIII,

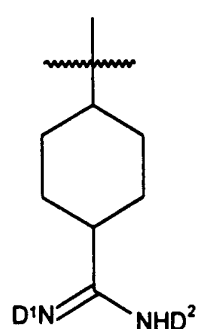
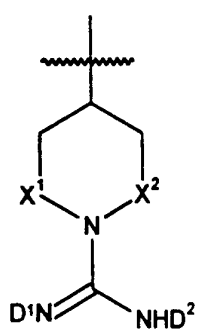
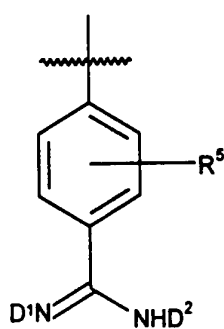


wherein n and B are as defined in claim 1.

40. A compound of formula XIV,



wherein B¹ represents a structural fragment of formula IVd, IVe or IVf



- 5 D¹ and D² independently represent H or benzyloxycarbonyl and p, q, R¹, R², R³, R⁴, Y, n, R⁵, X¹ and X² are as defined in claim 1, provided that D¹ and D² do not both represent H.

INTERNATIONAL SEARCH REPORT

International application No.

PCT/SE 96/00878

A. CLASSIFICATION OF SUBJECT MATTER		
IPC6: C07K 5/06, A61K 38/55 According to International Patent Classification (IPC) or to both national classification and IPC		
B. FIELDS SEARCHED		
Minimum documentation searched (classification system followed by classification symbols)		
IPC6: C07K		
Documentation searched other than minimum documentation to the extent that such documents are included in the fields searched		
SE,DK,FI,NO classes as above		
Electronic data base consulted during the international search (name of data base and, where practicable, search terms used)		
REG, CAPLUS		
C. DOCUMENTS CONSIDERED TO BE RELEVANT		
Category*	Citation of document, with indication, where appropriate, of the relevant passages	Relevant to claim No.
P,X	WO 9535309 A1 (BASF AKTIENGESSELLSCHAFT), 28 December 1995 (28.12.95) --	1-26, 28-35, 39-40
P,X	EP 0669317 A1 (MITSUBISHI CHEMICAL CORPORATION), 30 August 1995 (30.08.95), see examples 56, 221, 235 --	1-26, 28-35, 39-40
X	EP 0648780 A1 (BRISTOL-MYERS SQUIBB COMPANY), 19 April 1995 (19.04.95) --	1-35, 39-40
X	WO 94293336 A1 (ASTRA AKTIEBOLAG), 22 December 1994 (22.12.94) -- -----	1-35, 39-40
<input type="checkbox"/> Further documents are listed in the continuation of Box C. <input checked="" type="checkbox"/> See patent family annex.		
<p>* Special categories of cited documents:</p> <p>"A" document defining the general state of the art which is not considered to be of particular relevance</p> <p>"E" earlier document but published on or after the international filing date</p> <p>"L" document which may throw doubts on priority claim(s) or which is cited to establish the publication date of another citation or other special reason (as specified)</p> <p>"O" document referring to an oral disclosure, use, exhibition or other means</p> <p>"P" document published prior to the international filing date but later than the priority date claimed</p> <p>"T" later document published after the international filing date or priority date and not in conflict with the application but cited to understand the principle or theory underlying the invention</p> <p>"X" document of particular relevance: the claimed invention cannot be considered novel or cannot be considered to involve an inventive step when the document is taken alone</p> <p>"Y" document of particular relevance: the claimed invention cannot be considered to involve an inventive step when the document is combined with one or more other such documents, such combination being obvious to a person skilled in the art</p> <p>"&" document member of the same patent family</p>		
Date of the actual completion of the international search		Date of mailing of the international search report
3 October 1996		07 -10- 1996
Name and mailing address of the ISA/ Swedish Patent Office Box 5055, S-102 42 STOCKHOLM Facsimile No. +46 8 666 02 86		Authorized officer Carolina Gómez Lagerlöf Telephone No. +46 8 782 25 00

INTERNATIONAL SEARCH REPORT

International application No.

PCT/SE96/00878

Box I Observations where certain claims were found unsearchable (Continuation of Item 1 of first sheet)

This international search report has not been established in respect of certain claims under Article 17(2)(a) for the following reasons:

1. Claims Nos.: 36-38
because they relate to subject matter not required to be searched by this Authority, namely:
See PCT Rule 39.1(iv): Methods for treatment of the human or animal body by surgery or therapy, as well as diagnostic methods.
2. Claims Nos.:
because they relate to parts of the international application that do not comply with the prescribed requirements to such an extent that no meaningful international search can be carried out, specifically:
3. Claims Nos.:
because they are dependent claims and are not drafted in accordance with the second and third sentences of Rule 6.4(a).

Box II Observations where unity of invention is lacking (Continuation of Item 2 of first sheet)

This International Searching Authority found multiple inventions in this international application, as follows:

1. As all required additional search fees were timely paid by the applicant, this international search report covers all searchable claims.
2. As all searchable claims could be searched without effort justifying an additional fee, this Authority did not invite payment of any additional fee.
3. As only some of the required additional search fees were timely paid by the applicant, this international search report covers only those claims for which fees were paid, specifically claims Nos.:
4. No required additional search fees were timely paid by the applicant. Consequently, this international search report is restricted to the invention first mentioned in the claims; it is covered by claims Nos.:

Remark on Protest

The additional search fees were accompanied by the applicant's protest.

No protest accompanied the payment of additional search fees.

INTERNATIONAL SEARCH REPORT

Information on patent family members

05/09/96

International application No.

PCT/SE 96/00878

Patent document cited in search report	Publication date	Patent family member(s)	Publication date
WO-A1- 9535309	28/12/95	AU-A- 2787595 DE-A- 4421052 IL-D- 114127	15/01/96 21/12/95 00/00/00
EP-A1- 0669317	30/08/95	AU-A- 1025795 CA-A- 2140598 CN-A- 1121068 FI-A- 950309 HU-A- 72062 HU-D- 9500240 JP-A- 7252217 NO-A- 950297 ZA-A- 9500631	03/08/95 28/07/95 24/04/96 28/07/95 28/03/96 00/00/00 03/10/95 28/07/95 05/10/95
EP-A1- 0648780	19/04/95	AU-A- 7145294 CA-A- 2130793 JP-A- 7109298	09/03/95 27/02/95 25/04/95
WO-A1- 94293336	22/12/94	NONE	