



US00D885036S

(12) **United States Design Patent**  
**Casadei**

(10) **Patent No.:** **US D885,036 S**

(45) **Date of Patent:** **\*\* May 26, 2020**

(54) **FOOTWEAR**

(71) Applicant: **J. Choo Limited**, London (GB)

(72) Inventor: **Alfredo Casadei**, London (GB)

(73) Assignee: **J. Choo Limited**, London (GB)

(\*\*) Term: **15 Years**

(21) Appl. No.: **29/668,477**

(22) Filed: **Oct. 30, 2018**

(30) **Foreign Application Priority Data**

May 23, 2018 (EM) ..... 005278991-0003

(51) **LOC (12) Cl.** ..... **02-04**

(52) **U.S. Cl.**

USPC ..... **D2/971; D2/930**

(58) **Field of Classification Search**

USPC ..... D2/896, 925-942, 971, 976, 978;  
D11/231

CPC ..... A43B 21/00; A43B 21/02; A43B 21/06;  
A43B 9/14; A43B 1/0045; A43B 13/10;  
A43B 13/12; A43B 23/06; A43B 23/24;  
A43B 23/07; A43B 1/0036; A43B 5/12

See application file for complete search history.

(56) **References Cited**

**U.S. PATENT DOCUMENTS**

D91,534 S *	2/1934	Morali	.....	D2/930
D91,535 S	2/1934	Morali		
D92,064 S	4/1934	DeLiso		
D93,609 S *	10/1934	Fradkin	.....	D2/933
D94,513 S *	2/1935	Perugia	.....	D2/930
D103,592 S *	3/1937	Perugia	.....	D2/931
D501,710 S	2/2005	Choi		
D525,415 S	7/2006	Kelsey		
D552,338 S	10/2007	Choi		
D613,050 S *	4/2010	Lawler	.....	D2/971

D632,470 S *	2/2011	Guers-Neyraud	.....	D2/929
D632,472 S *	2/2011	Issler	.....	D2/971
D650,164 S	12/2011	Guers-Neyraud		
D811,703 S *	3/2018	Sassi	.....	D2/939
D812,354 S *	3/2018	Sassi	.....	D2/939
D814,163 S *	4/2018	Issler	.....	D2/971
D818,250 S *	5/2018	Sassi	.....	D2/926
D831,949 S *	10/2018	De Nubbio	.....	D2/971
D835,895 S *	12/2018	Sassi	.....	D2/932
D852,473 S *	7/2019	Sassi	.....	D2/932

\* cited by examiner

*Primary Examiner* — Dominic V Simone

(74) *Attorney, Agent, or Firm* — Fross Zelnick Lehrman & Zissu, P.C.; Lawrence E. Apolzon, Esq.

(57) **CLAIM**

The ornamental design for footwear, as shown and described.

**DESCRIPTION**

FIG. 1 is a front perspective view of footwear showing my new design;

FIG. 2 is a right side view thereof;

FIG. 3 is a left side view thereof;

FIG. 4 is a front view thereof;

FIG. 5 is a back view thereof;

FIG. 6 is a top view thereof;

FIG. 7 is a front perspective view of an alternative embodiment of the footwear shown in FIG. 1;

FIG. 8 is a right side view thereof;

FIG. 9 is a left side view thereof;


FIG. 10 is a front view thereof;

FIG. 11 is a rear view thereof; and,

FIG. 12 is a top view thereof.

The broken line showing of the heel, heel cap, sole, portions of the footbed, buckles, buckle holes, portions of the straps, portions of the upper, and heel cup in the drawings shows unclaimed subject matter.

**1 Claim, 12 Drawing Sheets**






FIG. 1




FIG. 2




FIG. 3

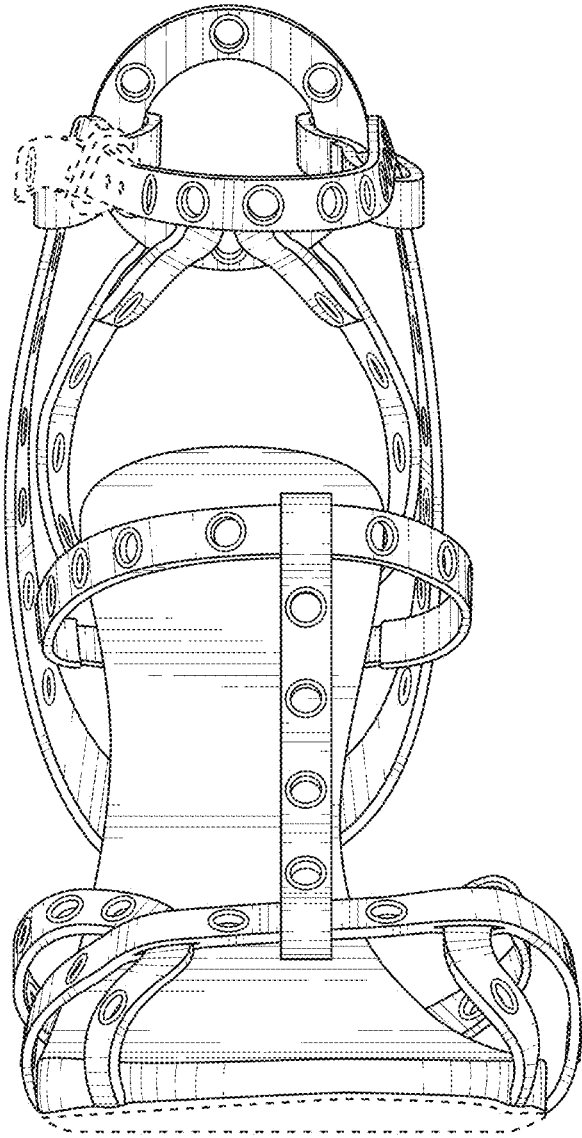


FIG. 4

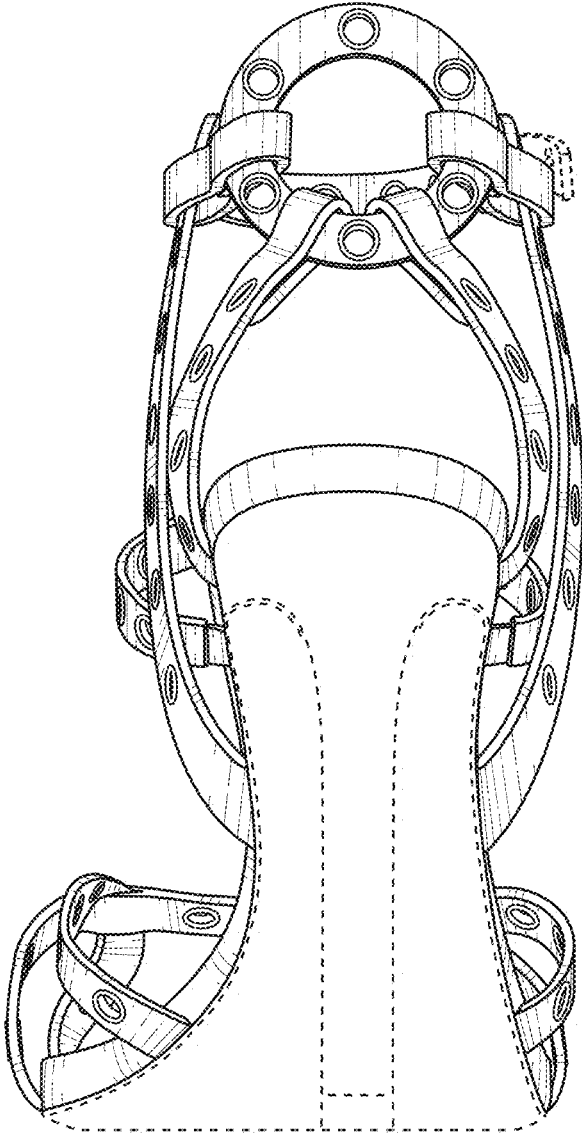


FIG. 5

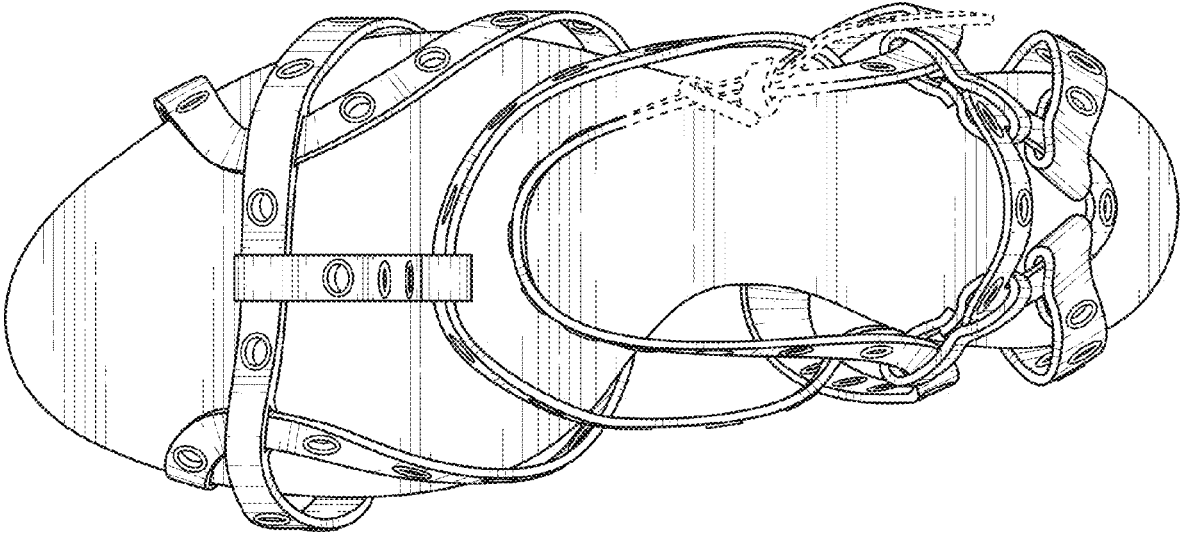


FIG. 6




FIG. 7





FIG. 8




FIG. 9

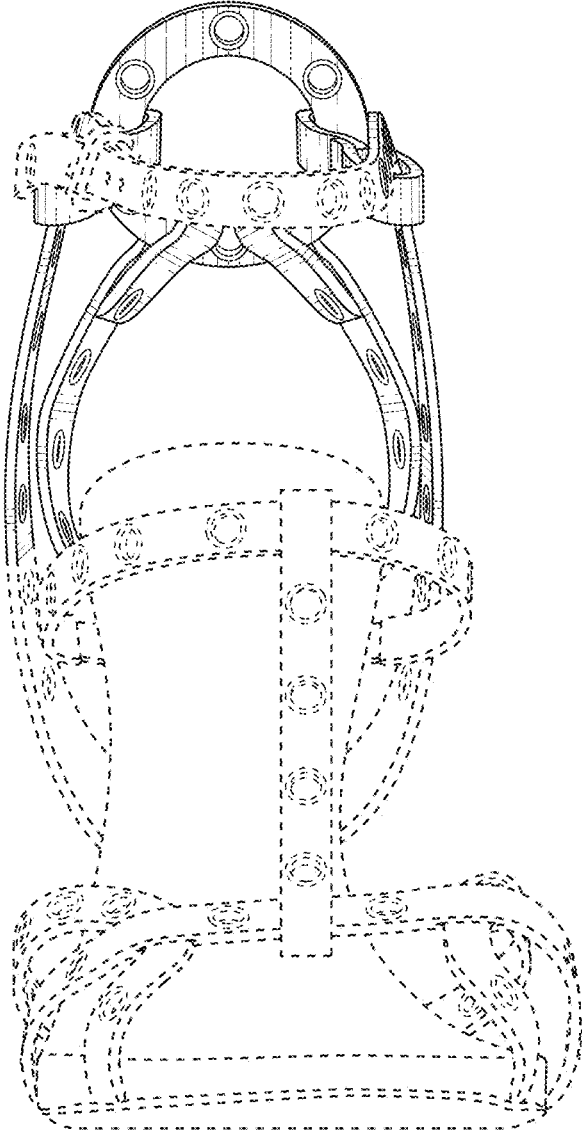


FIG. 10

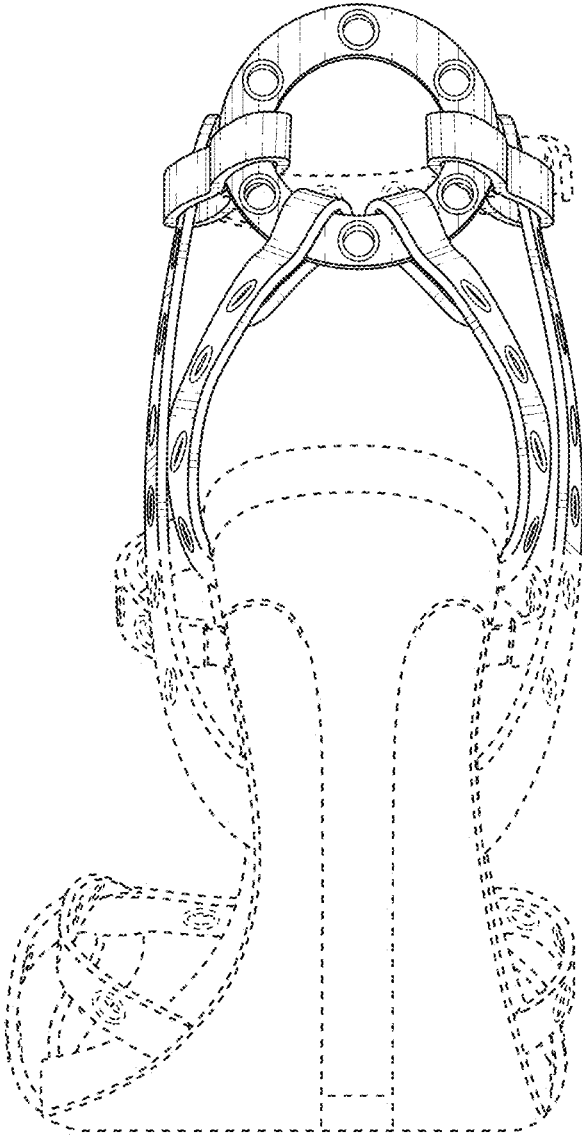


FIG. 11

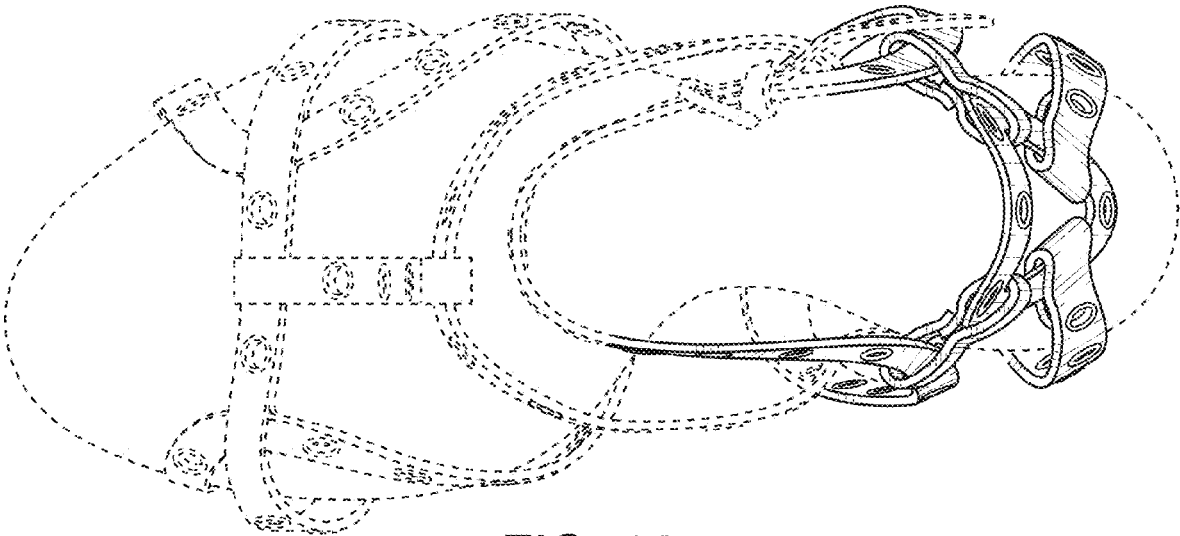


FIG. 12