



US00D722113S

(12) **United States Design Patent**  
**Knight**

(10) **Patent No.:** **US D722,113 S**

(45) **Date of Patent:** **\*\* Feb. 3, 2015**

(54) **VENDING MACHINE CONTAINER FOR MOBILE PHONE ACCESSORIES**

(71) Applicant: **Erik J. Knight**, Phoenix, AZ (US)

(72) Inventor: **Erik J. Knight**, Phoenix, AZ (US)

(\*\*) Term: **14 Years**

(21) Appl. No.: **29/451,833**

(22) Filed: **Apr. 9, 2013**

(51) **LOC (10) Cl.** ..... **20-01**

(52) **U.S. Cl.**  
USPC ..... **D20/8**

(58) **Field of Classification Search**  
CPC ..... G07F 9/02; G07F 9/026; G07F 9/10;  
G07F 11/00; G07F 11/06; G07F 11/10;  
G07F 11/165; G07F 11/24; G07F 11/62;  
A47F 5/16; B65D 25/00; B65B 25/20; B65D  
3/04; B65D 3/12; B65D 81/07; B65D 85/00;  
B65D 85/02; B65D 85/04; B65D 85/18;  
B65D 85/20; B65D 85/50; B65G 51/00  
USPC ..... D20/1-9; D9/418, 428, 500, 501, 504,  
D9/675, 715, 772, 757; 53/438; 206/278,  
206/314, 423, 739; 211/183; 229/93; 221/3,  
221/6, 12, 13, 1, 10, 124, 140, 150 R, 150 A,  
221/150 HC, 155, 156, 159, 190, 231, 311  
See application file for complete search history.

(56) **References Cited**

U.S. PATENT DOCUMENTS

D23,548 S \* 8/1894 Low ..... D9/772  
D24,426 S \* 6/1895 Ferree ..... D20/8  
3,127,011 A \* 3/1964 Weddle ..... 206/423  
3,506,216 A \* 4/1970 Delamater ..... 406/188

D289,143 S \* 4/1987 Guillaume ..... D9/501  
5,221,004 A \* 6/1993 Murphy ..... 206/314  
D468,636 S \* 1/2003 Weinstein et al. .... D9/418  
D494,856 S \* 8/2004 Hillard ..... D9/715  
D587,762 S \* 3/2009 Zeyfang ..... D20/42  
D596,024 S \* 7/2009 Fraguada McCoy et al. . D9/428  
7,721,888 B2 \* 5/2010 Elfezouaty ..... 206/423  
D636,275 S \* 4/2011 Stapleton ..... D9/757  
D654,374 S \* 2/2012 Lauder ..... D9/715  
D671,837 S \* 12/2012 Rosenberg ..... D9/504  
2014/0330682 A1 \* 11/2014 Knight ..... 705/27.1  
2014/0330683 A1 \* 11/2014 Knight ..... 705/27.1

\* cited by examiner

*Primary Examiner* — Mary Ann Calabrese

(74) *Attorney, Agent, or Firm* — Mark V. Loen

(57) **CLAIM**

The ornamental design for a vending machine container for mobile phone accessories, as shown and described.

**DESCRIPTION**


FIG. 1 is a vending machine container for mobile phone accessories shown as an isometric view made from a transparent material;

FIG. 2 is an exploded view of FIG. 1, showing additional details of the parts of FIG. 1; and,

FIG. 3 shows a vending machine container for mobile phone accessories in actual use with a mobile phone accessory inside the vending machine container.

The broken line shown in FIG. 2 is for the purpose of illustrating alignment of the exploded view, and which forms no part of the claimed design. The broken lines shown in FIG. 3 are for purposes of illustrating environmental structure associated with the claimed design in condition of use, and which forms no part of the claimed design.

**1 Claim, 3 Drawing Sheets**






FIG. 1

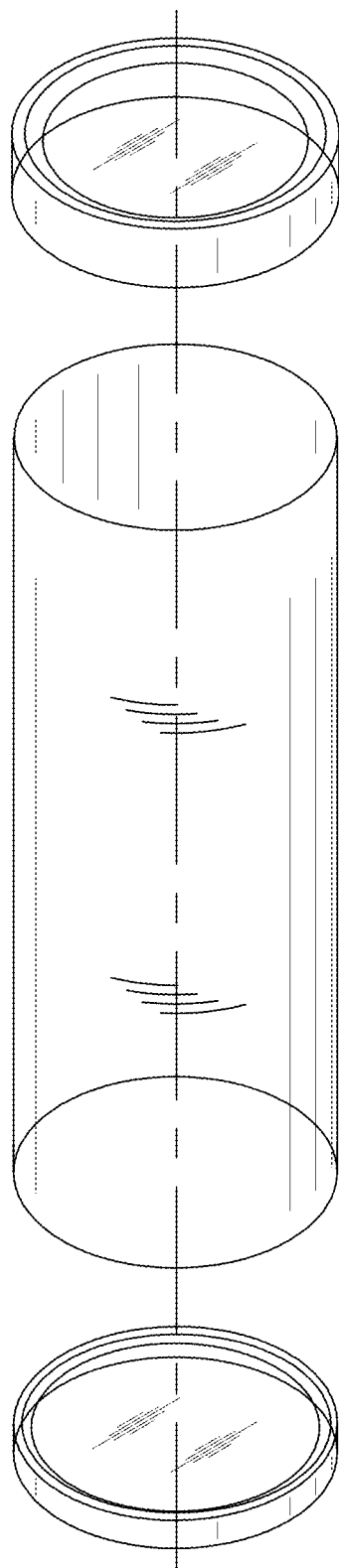


FIG. 2

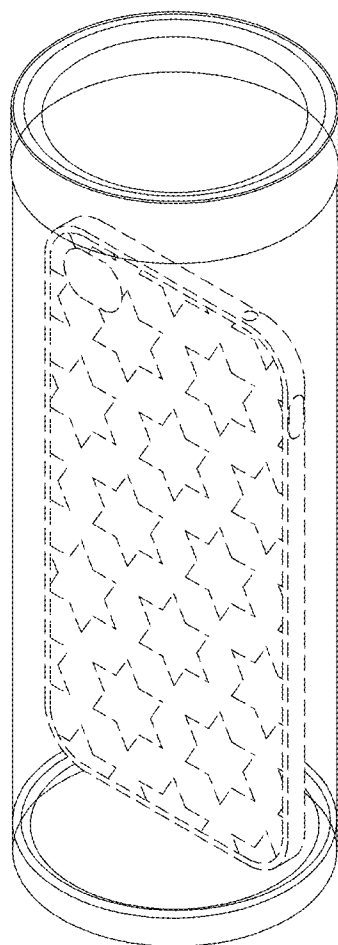


FIG. 3