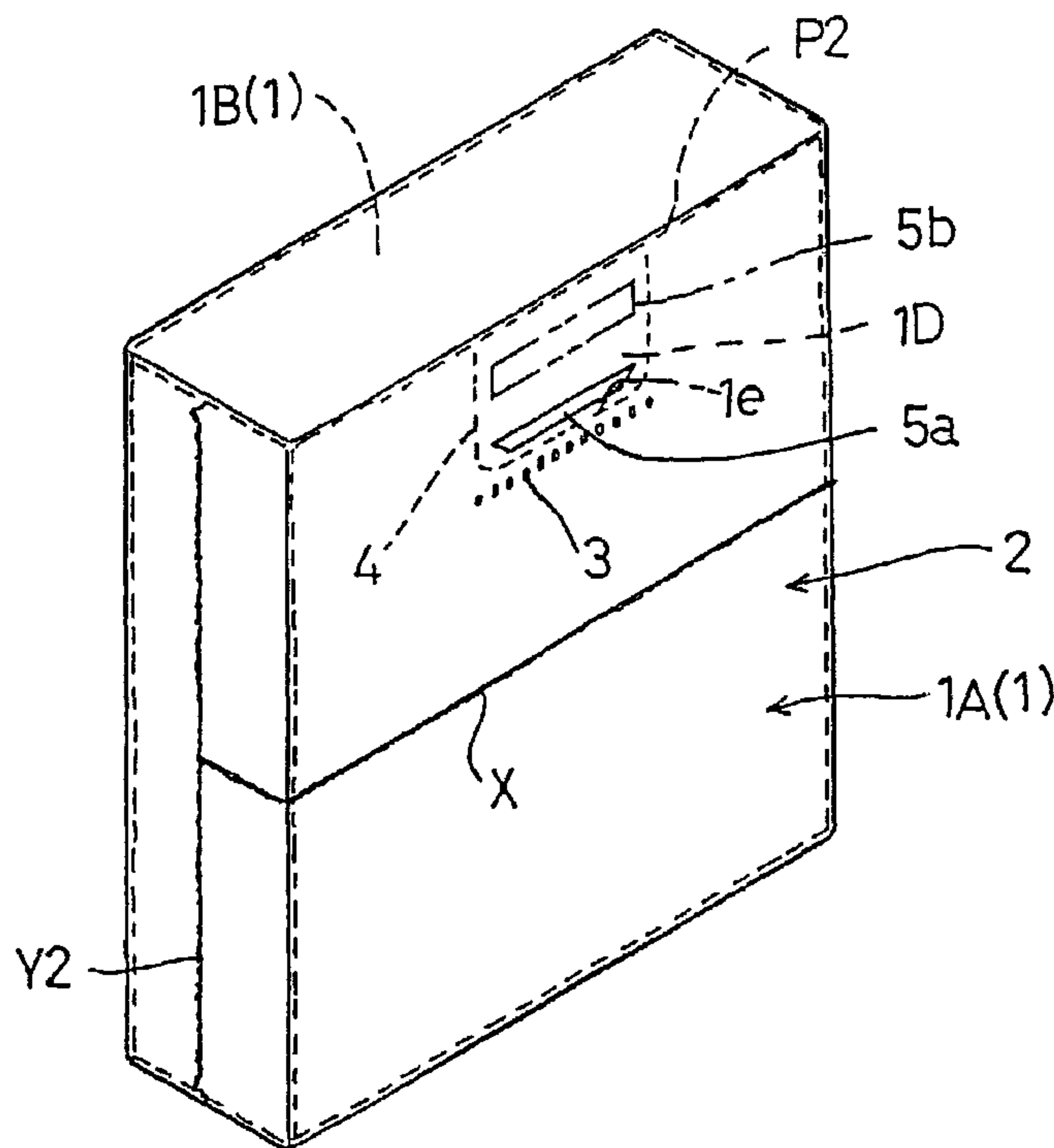




(86) Date de dépôt PCT/PCT Filing Date: 2001/06/26
 (87) Date publication PCT/PCT Publication Date: 2002/12/23
 (85) Entrée phase nationale/National Entry: 2002/12/23
 (86) N° demande PCT/PCT Application No.: JP 2001/005476
 (87) N° publication PCT/PCT Publication No.: 2002/000523
 (30) Priorités/Priorities: 2000/06/27 (2000-193110) JP;
 2000/10/02 (2000-302024) JP

(51) Cl.Int.⁷/Int.Cl.⁷ B65D 77/38, B65D 5/54, B65D 65/30
 (71) Demandeurs/Applicants:
 SANTEN PHARMACEUTICAL CO., LTD., JP;
 OMORI MACHINERY CO., LTD., JP
 (72) Inventeurs/Inventors:
 WAGA, KATSUHIRO, JP;
 OMORI, SHOZO, JP
 (74) Agent: MARKS & CLERK

(54) Titre : CORPS D'EMBALLAGE
 (54) Title: PACKAGING BODY



(57) Abrégé/Abstract:

A packaging body capable of rapidly and easily performing an unsealing operation while suppressing the tearing of a film in a distribution process and product display by sealingly packing a packaging box with the film to increase an incorrect unsealing prevention effect and reasonably remodeling the packaging box utilizing the pressing operation against the unsealing operation part of the packaging box, comprising the packaging box (1) having the unsealing operation part (1D) allowing a cover (1B) to be breakably unsealed by the pressing operation and the film (2) sealingly packing the packaging box (1), wherein a fragile part (3) torn by the pressing operation against the unsealing operation part (1D) from the outside of the film (2) is formed on the film (2) at or near a portion corresponding to the unsealing operation part (1D) of the packaging box (1).

ABSTRACT OF DISCLOSURE

A packaging unit provided allows a quick and easy seal removing operation while restraining tear and damage of a film in time of distributing and displaying products to enhance tamper-proof efficiency by sealing and packing a package box with the film through a rational improvement utilizing a push-in operation to be effected on an openable portion of the package box. The packaging unit comprises a package box (1) having an openable portion (1D) for breaking and removing a seal of a lid (1B) by a push-in operation, and a film (2) for sealing and packing the package box (1), wherein the film (2) includes a fragile portion (3) formed in or adjacent a position corresponding to the openable portion (1D) of the package box (1), the fragile portion being tearable by a push-in operation on said openable portion (1D) effected from outside the film (2).

SPECIFICATION

PACKAGING UNIT

5 TECHNICAL FILED

The present invention relates to a packaging unit used for packing products such as drugs, foods, cosmetics and the like, and particularly to a packaging unit employing a tamper-proof technique.

10 BACKGROUND ART

In the field of drugs and foods, package boxes are conventionally known which include an openable portion for breaking and removing a seal of a lid by a push-in operation. One example of such package boxes is disclosed in Utility Model Publication No. 15 50-33370 in which an openable and closable paper lid having an insert piece is formed integrally with an opening edge of a paper box body. Tear-aiding perforations are formed along peripheries of a wall portion of the package body overlapping the insert piece of the lid in a closed position and also joined to a predetermined position of the 20 insert piece by an adhesive agent. These perforations define a punch-out portion that serves as an openable portion for breaking and removing the seal of the lid by a push-in operation.

This package box has one advantage that whether the package box has already been opened or not may be recognized easily based 25 on whether or not the punch-out portion is broken along the perforations, and another advantage that the opened package box may be used as a storage case for the product since only part of the wall of the package body is broken. On the other hand, the package box is exposed outside before it is opened, and it is possible for the 30 adhesively joined portion between the punch-out portion and the

insert piece of the lid to be broken and opened with skill from outside. Thus, the conventional package unit remains unsatisfactory from the viewpoint of tamper-proofness.

5 It may be possible to seal and pack a package box having an openable portion as noted above with a heat shrinkable film utilizing the film packing technique disclosed in Unexamined Patent Publication No. 7-137721, for example, and to form unsealing perforations in the film beforehand.

10 In this case, since the openable portion of the package box cannot be tampered unless the film sealing and packing the package box is removed, the tamper-proof effect can be enhanced. However, a disadvantage of complicating an unsealing operation is caused by requiring a step of tearing the film along the perforations and a step of breaking and removing the seal of the lid by pushing in the openable
15 portion of the package box. Further, the unsealing operation is time-consuming since this tends to involve the trouble of locating and tearing the perforations formed in part of the film.

The smaller the length of the perforations formed in the film, the less is the possibility of tearing and damaging the perforations
20 due to an external force applied to the film in time of distributing and displaying the product. At the same time, there occurs a problem of increasing the trouble of locating the perforations when removing the seal.

25 The present invention has been made in view of the above-noted circumstances, and its object is to provide a packaging unit enhancing the tamper-proof effect by sealing and packing a package box with a film and further enabling the package box to be unsealed quickly and easily while restraining damage of the package box in time of distributing and displaying the product through a
30 rational improvement utilizing a push-in operation effected on an

openable portion of the package box.

DISCLOSURE OF THE INVENTION

A packaging unit according to Claim 1 of the present invention
5 is characterized in that the unit comprises a package box having an
openable portion for breaking and removing a seal of a lid by a
push-in operation, and a film for sealing and packing said package
box, wherein said film includes a fragile portion formed in or adjacent
a position corresponding to said openable portion of said package box,
10 said fragile portion being tearable by a push-in operation effected
from outside said film.

With this characteristic structure, as the openable portion of
the package box sealed and packed with the film is pushed in from
outside the film, the push-in operation results in stress concentrating
15 on the fragile portion formed in or adjacent the position of the film
corresponding to the openable portion. Then, the film is torn along
the fragile portion and concurrently the seal of the lid is broken and
removed.

Further, a unique effect is produced due to the arrangement of
20 the fragile portion formed in the limited position of the film
corresponding to or adjacent the openable portion. More
particularly, even when an inadvertent external force is applied to the
film in time of distributing and displaying the product, tearing and
damage of the fragile portion due to the inadvertent external force can
25 be restrained, compared with the arrangement of the fragile portion
formed over the entire length of the film sealing and packing the
package box. Another effect of the invention is that the fragile
portion is easily found since it utilizes the characteristics of the most
noticeable openable portion.

30 As a result, not only the tamper-proof effect is enhanced by

sealing and packing the package box having the openable portion with the film, but also the seal removing operation of the package box can be quickly and easily effected while restraining tear and damage of the film in time of distributing and displaying the product by a
5 simple and inexpensive improvement of forming the fragile portion in the film in or adjacent the position corresponding to the openable portion, the fragile portion being automatically tearable by a push-in operation effected on the openable portion of the package box.

A packaging unit according to Claim 2 of the present invention
10 is characterized in that a tensile force is exerted on said film for facilitating tearing of the film when said openable portion is pushed in.

With this characteristic structure, the film is torn along the fragile portion as the openable portion of the package box sealed and
15 packed with the film is pushed in from outside the film. Concurrently the tensile force exerted on the film is released to contract the film based on a torn condition. Thus, the film is not restored to the original package configuration.

Therefore, the opened condition of the film is clearly
20 recognized, thereby to enhance the tamper-proof effect.

A packaging unit according to Claim 3 of the present invention is characterized in that said fragile portion includes perforations formed in or adjacent a position corresponding to an edge of said openable portion which is displaced to a maximum extent when the
25 push-in operation is effected.

With this characteristic structure, the film can be easily worked on to realize low manufacturing cost compared with other conceivable structures in which, for example, the fragile portion is formed of a thinned portion of the film. As a further advantage, the
30 film is easily and reliably torn along the fragile portion utilizing the

displacement by the push-in operation at the edge of the openable portion where an amount of the push-in operation is maximum.

A packaging unit according to Claim 4 of the present invention is characterized in that said fragile portion includes first perforations
5 formed in or adjacent a position corresponding to an edge of said openable portion which is displaced to a maximum extent when the push-in operation is effected, and second perforations formed in a position displaced proximally from the edge of said openable portion and extending along a direction intersecting opposite lateral edges of
10 said openable portion.

With this characteristic structure, as the openable portion of the package box sealed and packed with the film is pushed in from outside the film, stress concentrates first on the first perforations formed in or adjacent the position of the film corresponding to the
15 edge of the openable portion as a result of the push-in operation. Thus, the film is torn along the perforations and concurrently the sealing of the lid is broken and removed.

Subsequently, if only the first perforations are provided, a series of operations is required to pull and tear non-fragile portions,
20 so to speak, of the film along the right and left edges of the openable portion starting from the position torn along the first perforations as a result of the push-in operation of the openable portion, and further to pull and tear the non-fragile portions of the film right and left, utilizing upper end front corners of the package box having the
25 openable portion. This makes the opening operation of the film heavy.

However, as set forth above, the second perforations are formed in the positions of the film displaced proximally from the edge of the openable portion along the direction perpendicular to the right
30 and left edges of the openable portion. When the film is torn along

the right and left edges of the openable portion from the first perforations to the second perforations, the tear of the film is guided and formed through the second perforations toward opposite right and left ends at an upper end of the package box. As a result, an amount of operation to tear the non-fragile portions while pulling the film is reduced, thereby to enable the user to carry out the film opening operation quickly and easily with a reduced force.

A packaging unit according to Claim 5 of the present invention is characterized in that said fragile portion formed in said film has a length equal or approximate to a width of said openable portion of the package box.

With this characteristic structure, it is possible to more effectively restrain tear and damage of the fragile portion even when an inadvertent external force is applied to the film in time of distributing and displaying the product, compared with the structure in which the fragile portion has a length smaller than the width of the package box and larger than the width of the openable portion.

A packaging unit according to Claim 6 of the present invention is characterized in that indication prints for a push-in operation are provided on said film in or adjacent the position where said fragile portion is formed and on said openable portion of said package body, respectively.

With this characteristic structure, since these indication prints visually guide a thumb or finger of the user attempting to remove the sealing of the package box to the proper push-in position, the push-in operation may be carried out easily and reliably without bafflement.

A packaging unit according to Claim 7 of the present invention is characterized in that said openable portion of said package box comprises a punch-out portion consisting of part of a package body

overlapping an insert piece of said lid in a closed position, said punch-out portion having a portion adhered to said insert piece and defined by tear-aiding perforations.

5 With this characteristic structure, as a push-in operation is effected on the punch-out portion, the punch-out portion is torn and separated from the package body along the perforations and then the separated punch-out portion is opened in union with the insert piece of the lid.

10 Thus, since the punch-out portion to be torn and separated as the openable portion consists of part of the package body, the length of the fragile portion formed in or adjacent the position of the film corresponding to the punch-out portion is also reduced, thereby to restrain an inadvertent tear and damage of the film in time of distributing and displaying the product.

15 A packaging unit according to Claim 8 of the present invention is characterized in that the film comprises a heat shrinkable film.

20 With this characteristic structure, a tensile force is readily applied to the film for sealing and packing the package box by utilizing the heat shrinkability to facilitate tearing of the film when a push-in operation is effected on the openable portion. As a result, a low packaging cost can be realized.

25 A packaging unit according to Claim 9 of the present invention is characterized in that said second perforations are formed in a right and left pair to traverse the lateral edges of said openable portion, respectively, and wherein each of said second perforations extends to protrude laterally outwardly of an end of said first perforations.

30 With this characteristic structure, as a push-in operation is effected from outside the film on the openable portion of the package box sealed and packed with the film, tears of the film are guided and formed through the second perforations toward opposite lateral edges

of the upper end of the package box when the film is torn from the first perforations to the second perforations along the lateral edges of the openable portion with the push-in operation. In this condition, the right and left pair of second perforations extend to protrude
5 laterally outwardly of the ends of the first of perforations, respectively, and the tears are smoothly guided and formed from the second perforations toward the opposite lateral edges at the upper end of the package box, thereby to enable the film opening operation to be carried out quickly and easily with a reduced force.

10

BRIEF DESCRIPTION OF THE DRAWINGS

Fig. 1 is a perspective view showing an opened condition of a package box used in a first embodiment of a packaging unit according to the present invention and a product placed therein;

15

Fig. 2 is a perspective view of the packaging unit of the present invention after shrink packaging;

Fig. 3 is an enlarged front view of a principal portion of the packaging unit after shrink packaging;

20

Fig. 4 is a perspective view showing a first heat sealing step of shrink packaging;

Fig. 5 is a perspective view showing a third heat sealing step of shrink packaging;

25

Fig. 6 is an enlarged front view of a principal portion of a packaging unit according to a second embodiment of the present invention after shrink packaging;

Fig. 7 is an enlarged front view of a principal portion of a packaging unit according to a third embodiment of the present invention after shrink packaging;

30

Fig. 8 is an enlarged front view of a principal portion of a packaging unit according to a fourth embodiment of the present

invention after shrink packaging;

Fig. 9 is a perspective view of a packaging unit according to a fifth embodiment of the present invention after shrink packaging;

Fig. 10 is an enlarged front view of a principal of the packaging unit as shown in Fig. 9;

Fig. 11 is a perspective view showing a condition in which a heat shrinkable film is torn when a punch-out portion is pushed in;

Fig. 12(A) is a perspective view of a package box before assembly thereof according to a sixth embodiment of the present invention;

Fig. 12(B) is a perspective view of the package box in the course of assembly according to the sixth embodiment of the present invention;

Fig. 12(C) is a perspective view of the package box after the assembly thereof is completed according to the sixth embodiment of the present invention; and

Fig. 12(D) is a perspective view of the package box when a seal thereof is broken and removed according to the sixth embodiment of the present invention.

20

BEST MODE FOR CARRYING OUT THE INVENTION

The present invention will be described in detail hereinafter with reference to the accompanying drawings.

[First Embodiment]

25 Figs. 1 through 5 show a packaging unit for receiving a product A such as an eyedropper, the packaging unit including a paper package box 1 having an openable portion 1D for breaking and removing a seal of a lid 1B by a push-in operation, and a film 2 for sealing and packing entire surfaces of the package box 1. The film 2
30 defines a fragile portion 3 in or adjacent a position corresponding to

the openable portion 1D of the package box 1, which is tearable by a push-in operation effected on the openable portion 1D from outside the film 2.

More particularly, as shown in Fig. 1, the package box 1
5 comprises a quadrangle tubular box body 1A consisting of a pair of front and back sidepieces 1a and 1b and a pair of right and left sidepieces 1c to define a storage space S for receiving the product A, and lids 1B formed integrally with vertically (axially of the tube) opposite ends of the back sidepiece 1b, respectively, for freely opening
10 and closing two openings of the package body 1A. Each lid 1B has an insert piece 1d for maintaining a closed position.

Further, the package body 1A has tear-aiding perforations 4 formed in part of an area thereof overlapping the insert piece 1d of the lid 1B in the position for closing the opening which allows access to
15 the product A. More particularly, the tear-aiding perforations 4 are formed in the front sidepiece 1a of the package body 1A, and along peripheries of a rectangular section applied by an adhesive to a particular portion P1 at a transversely middle of the insert piece 1d. This rectangular section (also referred to as a punch-out portion)
20 defined by the perforations 4 comprises the openable portion 1D broken and removed along the perforations 4 through a push-in operation by a thumb or finger of the user attempting to unseal the lid 1B.

The film 2 comprises a heat shrinkable synthetic resin film 2
25 used in common shrink packaging. By way of example, a biaxially oriented film made of polyethylene, polypropylene, vinyl chloride, ethylene-vinyl acetate copolymer or the like may be used.

As shown in Figs. 2 and 3, the heat shrinkable film 2 includes perforations constituting the fragile portion 3 formed in a position
30 adjacent and outwardly of an edge 1e of the punch-out portion 1D

and linearly parallel or substantially parallel to the edge 1e of the punch-out portion 1D which is displaced to a maximum extent in time of a push-in operation, i.e. a deep end edge 1e remotest from a boundary P2 between the lid 1B and the insert piece 1d. The perforations 3 formed in the heat shrinkable film 2 has a length (fragile length) L1 slightly larger than a width L2 of the punch-out portion 1D of the package box 1.

The heat shrinkable film 2 is heat-sealed at all seams which are joined with the entire surfaces of the package box 1 covered with the film. The entire surfaces of the package box 1 are sealed and packed tight by shrinking action of the heat shrinkable film 2 occurring with heat treatment in time of heat sealing or heat treatment after the heat sealing. Concurrently, a tensile force is applied to the heat shrinkable film 2 sealing and packing the package box 1 for facilitating tear of the film 2 when the punch-out portion 1D is pushed in.

The first embodiment employs a three-way sealing method. More particularly, as shown in Fig. 4, seams 2a of the heat shrinkable film 2 folded along the forward side (front), right and left lateral sides and rear side (back) of the package box 1 are heat-sealed along a first sealing line X. Then, hot air is blown to thermally contract the heat shrinkable film 2. Further, as shown in Fig. 5, right and left film portions 2b and 2c protruding outwardly are heat-sealed along a second sealing line Y1 and a third sealing line Y2, thereby to pack the package box 1 with the heat shrinkable film 2.

In a position adjacent the perforations 3 of the heat shrinkable film 2 and in the punch-out portion 1D of the package box 1 are provided indication prints 5a and 5b of marks and characters as a visual guide to the position to be pushed in.

[Second Embodiment]

In a packaging unit according to a second embodiment of the present invention, as shown in Fig. 6, a heat shrinkable film 2 includes perforations constituting a fragile portion 3 perforations formed in a position corresponding to an edge 1e of a punch-out portion 1D and linearly parallel or substantially parallel to the edge 1e of the punch-out portion 1D which is displaced to a maximum extent in time of a push-in operation, i.e. a deep end edge 1e remotest from a boundary P2 between a lid 1B and an insert piece 1d. The perforations 3 formed in the heat shrinkable film 2 has the same or substantially the same length L1 as a width L2 of the punch-out portion 1D of the package box 1.

The other aspects of the construction are the same as in the first embodiment, and like reference numbers are affixed to like elements in the first embodiment and will not be described here.

[Third Embodiment]

In a packaging unit according to a third embodiment of the present invention, as shown in Fig. 7, a heat shrinkable film 2 includes perforations constituting a fragile portion 3 formed in a position adjacent and inwardly of an edge 1e of a punch-out portion 1D and linearly parallel or substantially parallel to the edge 1e of the punch-out portion 1D which is displaced to a maximum extent in time of a push-in operation, i.e. a deep end edge 1e remotest from a boundary P2 between a lid 1B and an insert piece 1d. The perforations 3 formed in the heat shrinkable film 2 has a length L1 slightly smaller than a width L2 of the punch-out portion 1D of the package box 1.

The other aspects of the construction are the same as in the first embodiment, and like reference numbers are affixed to like elements in the first embodiment and will not be described here.

[Fourth Embodiment]

In a packaging unit according to a fourth embodiment of the present invention, as shown in Fig. 8, a heat shrinkable film 2 includes perforations constituting a fragile portion 3 formed in a position adjacent and outwardly of a deep end edge 1e of a punch-out portion 1D and in a U-shaped line along the edge 1e and parts of right and left edges 1f continuing therefrom of the punch-out portion 1D, the deep edge 1e of the punch-out portion 1D being displaced to a maximum extent in time of a push-in operation.

The other aspects of the construction are the same as in the first embodiment, and like reference numbers are affixed to like elements in the first embodiment and will not be described here.

[Fifth Embodiment]

In a packaging unit according to a fifth embodiment of the present invention, as shown in Figs. 9 through 11, a heat shrinkable film 2 includes first perforations 3A constituting part of a fragile portion 3 formed in a position adjacent and outwardly of an edge 1e of the punch-out portion 1D and linearly parallel or substantially parallel to the edge 1e of the punch-out portion 1D which is displaced to a maximum extent in time of a push-in operation, i.e. a deep end edge 1e remotest from a boundary P2 between a lid 1B and an insert piece 1d. In addition to the first perforations 3A, a pair of right and left second perforations 3B are formed as part of the fragile portion 3 in intermediate positions of the heat shrinkable film 2 displaced proximally from the edge 1e of the punch-out portion 1D and traversing right and left edges 1f of the punch-out portion 1D to extend along a direction perpendicular (crosswise) to the right and left edges 1f, respectively.

The first perforations 3A formed in the heat shrinkable film 2 has a length (fragile length) L1 slightly larger than a width L2 of the punch-out portion 1D of the package box 1, while the second

perforations 3B extend further laterally outwardly than opposite ends of the first perforations 3A.

In this embodiment, when the package box 1 is 79mm in height, 68mm in width and 20mm in depth, the punch-out portion 5 1D is 15mm in height and 22mm in width L2, the first perforations 3A are 25mm in length L1, and the second perforations 3B are 15mm in length L3, respectively.

As the punch-out portion D1 of the package box 1 sealed and packed with the heat shrinkable film 2 is pushed in from outside the 10 heat shrinkable film 2, stress concentrates on the first perforations 3A formed in the heat shrinkable film 2 in or adjacent the position corresponding to the deep end edge 1e of the punch-out portion 1D as a result of the push-in operation. Thus, the heat shrinkable film 2 is torn along the first perforations 3A and concurrently the sealing of 15 the lid 1B is broken.

In this state, if only the first perforations 3A are provided, a series of operations is required to pull and tear non-fragile portions, so to speak, of the heat shrinkable film 2 along the right and left edges 1f of the punch-out portion 1D starting from the position torn along 20 the first perforations 3A as a result of the push-in operation of the punch-out portion 1D, and further to pull and tear the non-fragile portions of the heat shrinkable film 2 right and left, utilizing upper end front corners (corners corresponding to the boundary P2 between the lid 1B and the insert piece 1d) of the package box 1 having the 25 punch-out portion 1D in order to freely open and close the lid 1B. This makes the opening operation of the heat shrinkable film 2 heavy.

However, in the fifth embodiment, the pair of right and left second perforations 3B are formed in the intermediate positions of the heat shrinkable film 2 displaced proximally from the edge 1e of 30 the punch-out portion 1D (toward the boundary P2 between the lid

1B and the insert piece 1d) along the direction perpendicular to the right and left edges 1f of the punch-out portion 1D. When the film is torn along the right and left edges 1 of the punch-out portion 1D from the first perforations 3A to the right and left second perforations 3B, as shown in Fig. 11, the tear of the heat shrinkable film 2 is guided and formed obliquely upward through the second perforations 3B toward opposite right and left ends (shoulder portions) P at an upper end of the package box 1. This reduces an amount of operation to tear the non-fragile portions which must be done while pulling the heat shrinkable film 2, thereby to enable the user to carry out the opening operation of the heat shrinkable film 2 quickly and easily with a reduced force.

The other aspects of the construction are the same as in the first embodiment, and like reference numbers are affixed to like elements in the first embodiment and will not be described.

[Sixth Embodiment]

In a packaging unit according to a sixth embodiment of the present invention, as shown in Figs. 12(A) through 12(D), a package box 1 includes a back sidepiece 1b integrally formed at an end portion thereof with a lid 1B for freely opening and closing an opening of a package body 1A, the lid having an insert piece 1d for maintaining a closed position. A front sidepiece 1a is integrally formed at an end portion thereof with an auxiliary lid 1E lying over the lid 1B assuming the closed position. On an inner surface of the auxiliary lid 1E is applied an adhesive agent (glue) "a" for sticking the auxiliary lid 1E to the upper surface of the lid 1B. Further, tear-aiding perforations 4 are formed basically along a boundary between the auxiliary lid 1E and front sidepiece 1a, and curved in a U-shaped line or in an arc in a transversely middle position of the front sidepiece 1a overlapping the insert piece 1d of the lid 1B. A punch-out portion D1 defined by the

perforations 4 comprises an unsealing portion for breaking and removing the sealing of the lid 1B along the perforations 4 by a push-in operation.

The other aspects of the construction are the same as in the first embodiment, and like reference numbers are affixed to like elements in the first embodiment and will not be described.

[Other Embodiments]

(1) The package box 1 of any structure may be used as long as it includes the openable portion 1D for breaking and removing the sealing of the lid 1B by a push-in operation.

(2) According to the foregoing embodiments, the fragile portion 3 is in the form of perforations. Instead, it may be a thin wall portion formed in a line or intermittent line having a reduced thickness compared with the other parts.

In the fifth embodiment noted above, the pair of right and left second perforations 3B constituting parts of the fragile portion 3 are formed in one intermediate position displaced proximally from the edge 1e of the punch-out portion 1D. Instead, these perforations 3B may be formed in a plurality of intermediate positions displaced proximally from the edge 1e of the punch-out portion 1D. Also, the second perforations 3B may be formed zigzag.

Further, in the fifth embodiment noted above, the right and left second perforations 3B constituting parts of the fragile portion 3 are formed along the direction perpendicular to the right and left edges 1f of the punch-out portion 1D. Instead, the second perforations 3B may be formed in slanting positions (crossing positions) to extend toward the opposite lateral edges (shoulder portions) at the upper end of the package box 1.

In sum, the fragile portion 3 of any configuration may be employed as long as it is tearable by pressing the openable portion 1D

from outside the film 2.

(3) In the foregoing embodiments, heat shrinkable film used in common shrink packaging is employed. Instead, any types of film other than heat shrinkable film may be used.

5 In this case also, the entire surfaces of the package box 1 may be sealed and packed with a tensile force being exerted on the film 2 in order for the tensile force to be applied for facilitating tear of the film 2 when the punch-out portion 1D is pushed in.

10 (4) The fragile portion 3 of the film 2 may be formed in any desired configuration and size in or adjacent the position corresponding to the openable portion 1D as long as it is tearable by a push-in operation made on the openable portion 1D from outside the film 2.

15 (5) In the foregoing embodiments, the belt-like heat shrinkable film 2 encloses the entire surfaces of the package box 1 and is heat-sealed at three sides thereof to seal and pack the box. Instead, any heat-sealing method may be employed as long as mating seams of the heat shrinkable film 2 are all heat-sealed.

20 INDUSTRIAL UTILITY

As described above, the packaging unit relating to the present invention is suitable for use as a packaging unit having a tamper-proof effect, specifically as a packaging unit for packing products such as drugs, foods, cosmetics and the like.

25

30

CLAIMS:

1. A packaging unit comprising a package box (1) having an openable portion (1D) for breaking and removing a seal of a lid (1B) by
5 a push-in operation, and a film (2) for sealing and packing said package box (1), wherein said film (2) includes a fragile portion (3) formed in or adjacent a position corresponding to said openable portion (1D) of said package box (1), said fragile portion being tearable by a push-in operation effected on said openable portion (1D) from
10 outside said film (2).
2. The packaging unit as defined in Claim 1, wherein a tensile force is exerted on said film (2) for facilitating tearing of the film (2) when said openable portion (1D) is pushed in.
- 15
3. The packaging unit as defined in Claim 1 or 2, wherein said fragile portion (3) includes perforations formed in or adjacent a position corresponding to an edge of said openable portion (1D) which is displaced to a maximum extent when the push-in operation is
20 effected.
4. The packaging unit as defined in Claim 1 or 2, wherein said fragile portion (3) includes first perforations (3A) formed in or adjacent a position corresponding to an edge of said openable portion
25 (1D) which is displaced to a maximum extent when the push-in operation is effected, and second perforations (3B) formed in a position displaced proximally from the edge of said openable portion (1D) and extending along a direction intersecting opposite lateral edges of said openable portion (1D).

30

5. The packaging unit as defined in any one of Claims 1 to 4, wherein said fragile portion (3) formed in said film (2) has a length equal or approximate to a width of said openable portion (1D) of the package box (1).

5

6. The packaging unit as defined in any one of Claims 1 to 5, wherein indication prints (5a, 5b) for a push-in operation are provided on said film (2) in or adjacent the position where said fragile portion (3) is formed and on said openable portion (1D) of said package body (1), respectively.

10

7. The packaging unit as defined in any one of Claims 1 to 6, wherein said openable portion (1D) of said package box (1) comprises a punch-out portion consisting of part of a package body (1A) overlapping an insert piece (1d) of said lid (1B) in a closed position, said punch-out portion having a portion adhered to said insert piece (1d) and defined by tear-aiding perforations.

15

8. The packaging unit as defined in any one of Claims 1 to 7, wherein said film (2) comprises a heat shrinkable film.

20

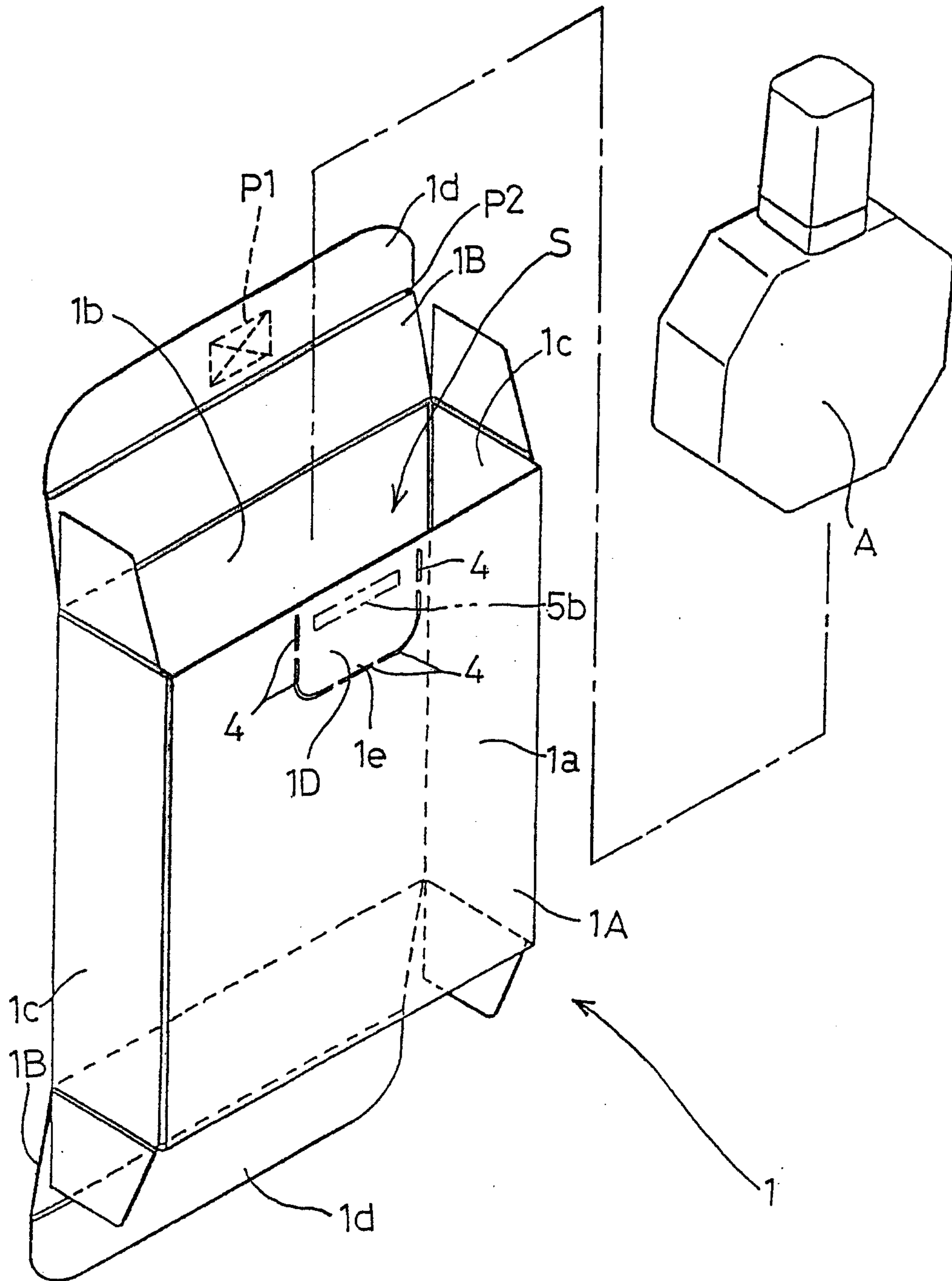
9. The packaging unit as defined in Claim 4, wherein said second perforations (3B) are formed in a right and left pair to traverse the lateral edges of said openable portion (1D), respectively, and wherein each of said second perforations (3B) extends to protrude laterally outwardly of an end of said first perforations (3A).

25

30

1/7

FIG.1



Marks & Clerk

2/7
FIG.2

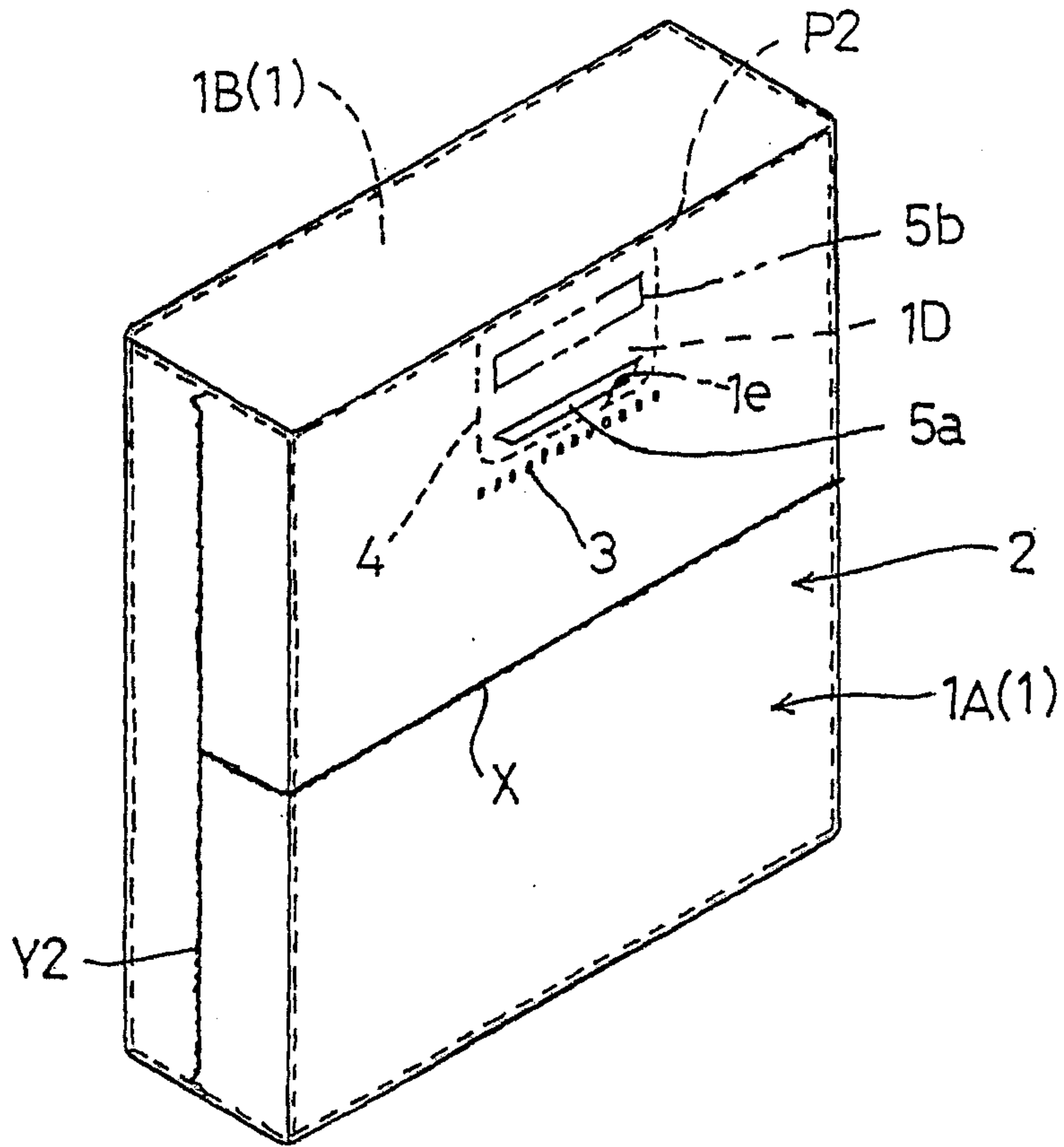
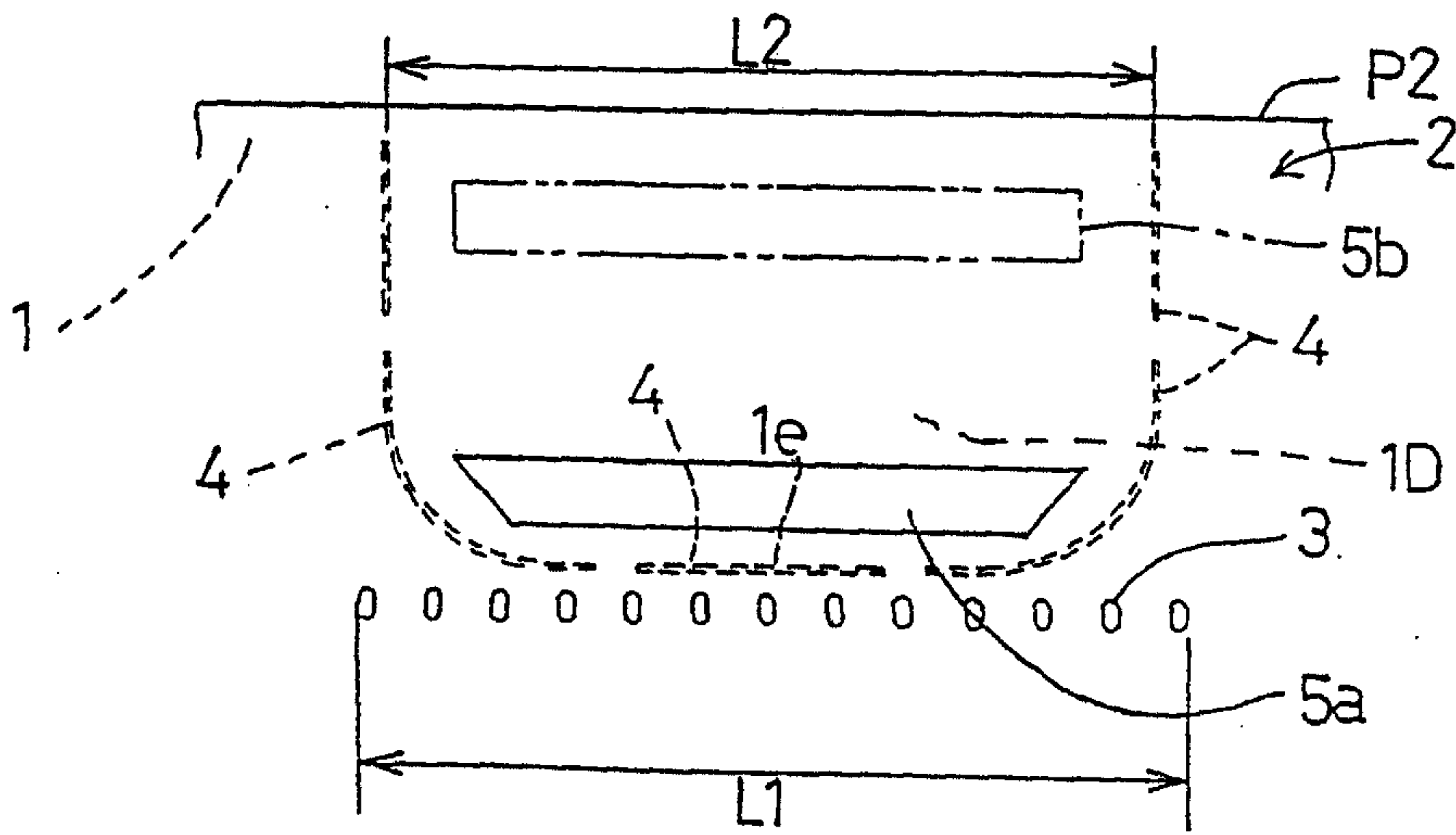


FIG.3



Mark E. Clark

3/7

FIG.4

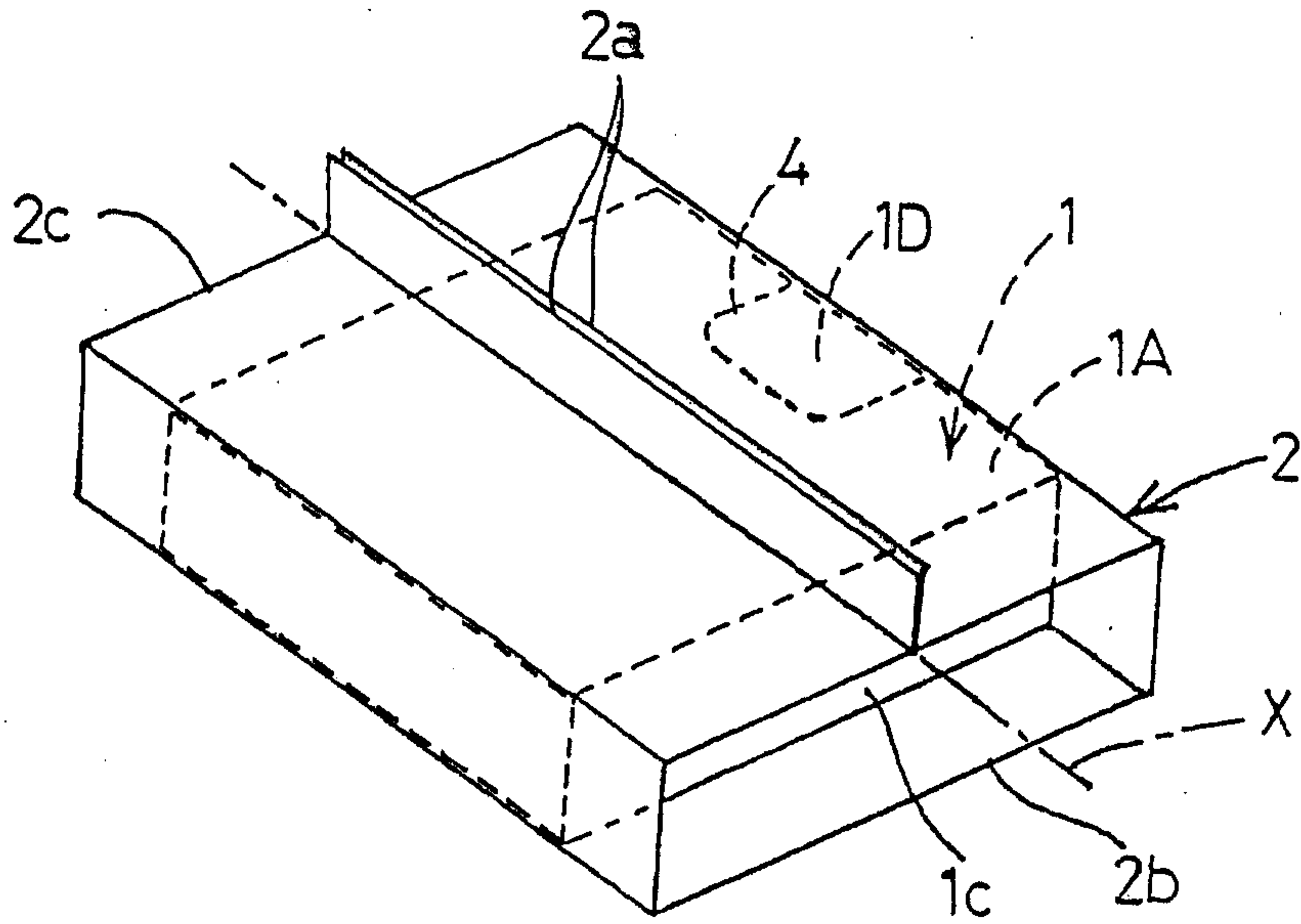
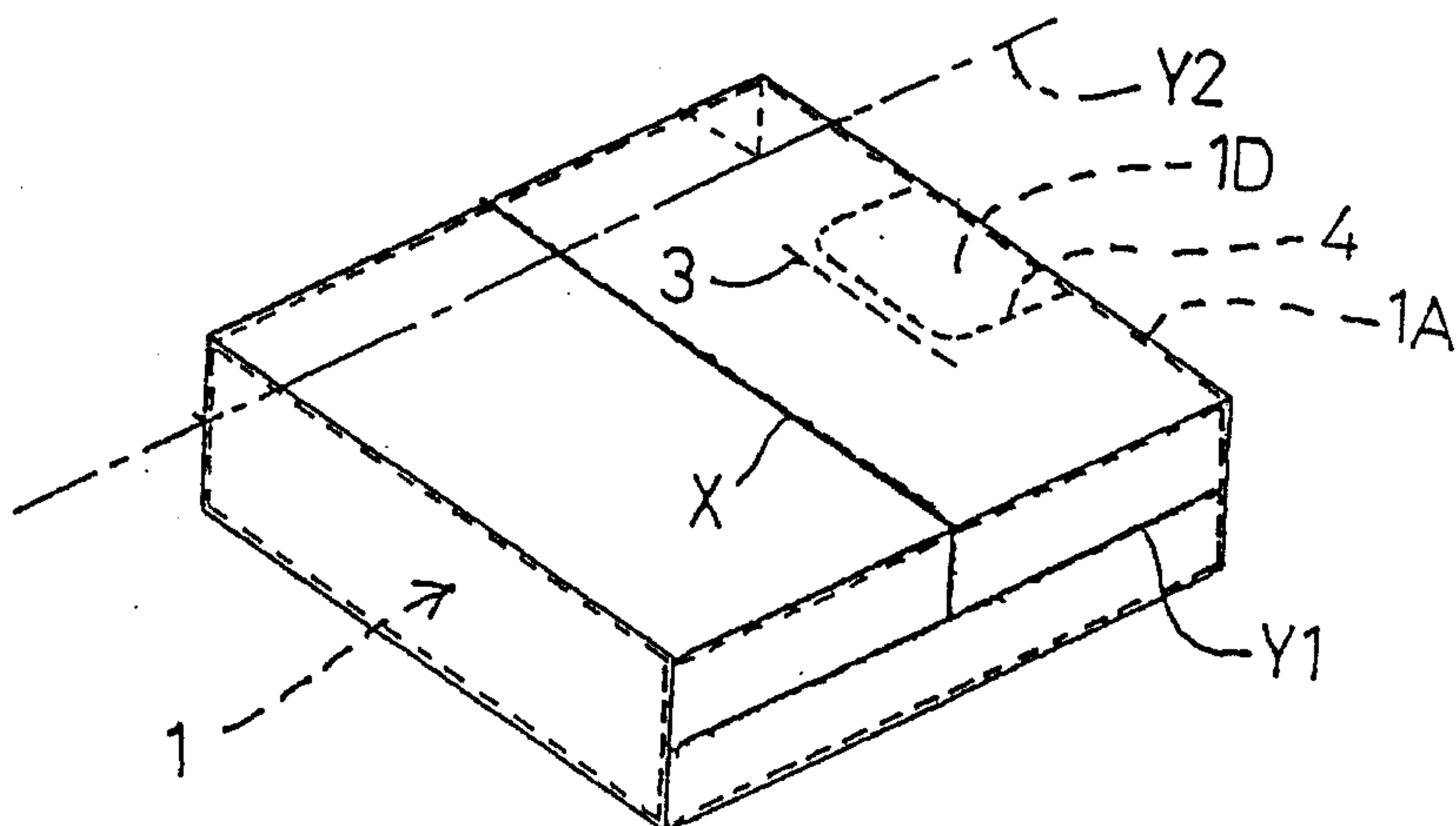


FIG.5



Mark's Clerk

4/7

FIG.6

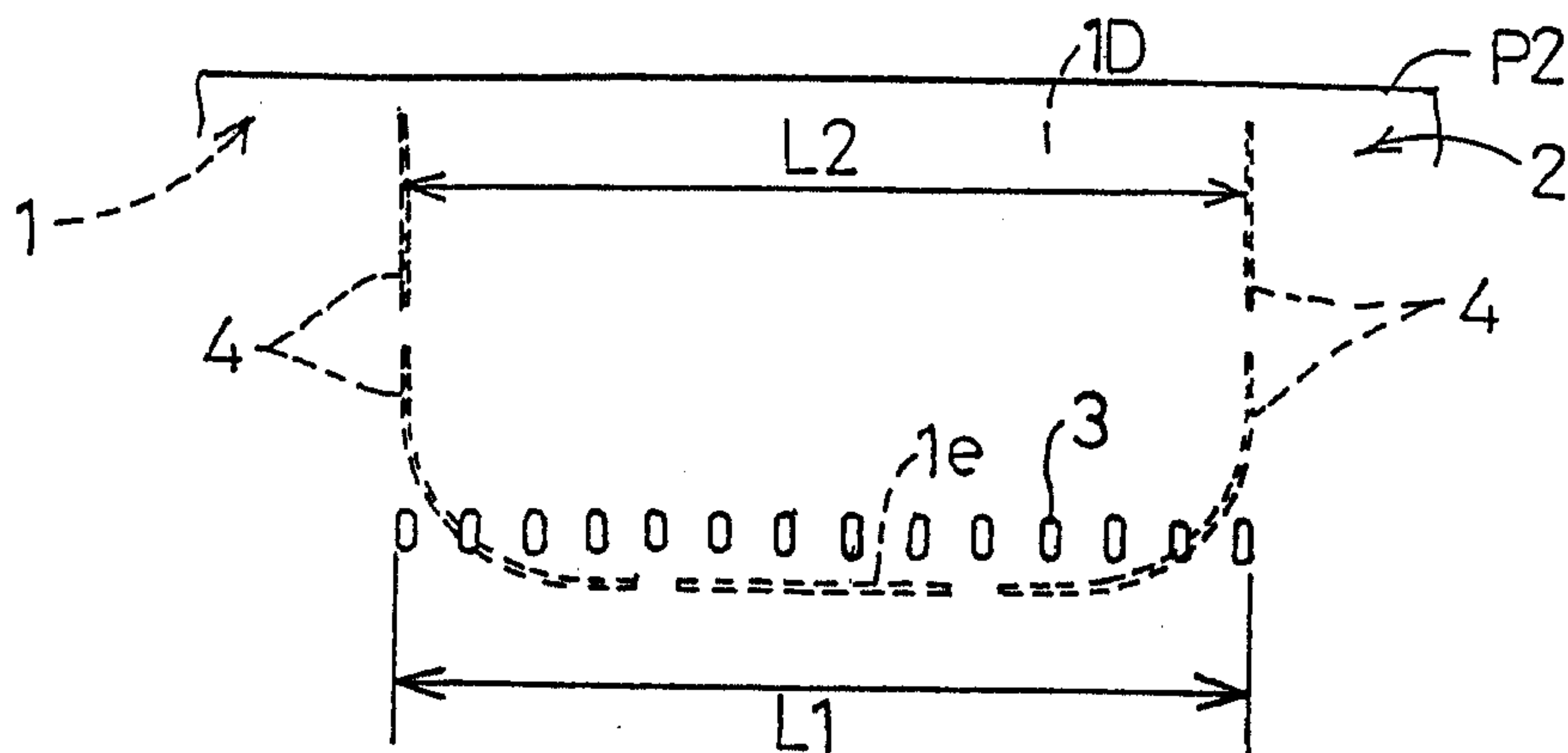


FIG.7

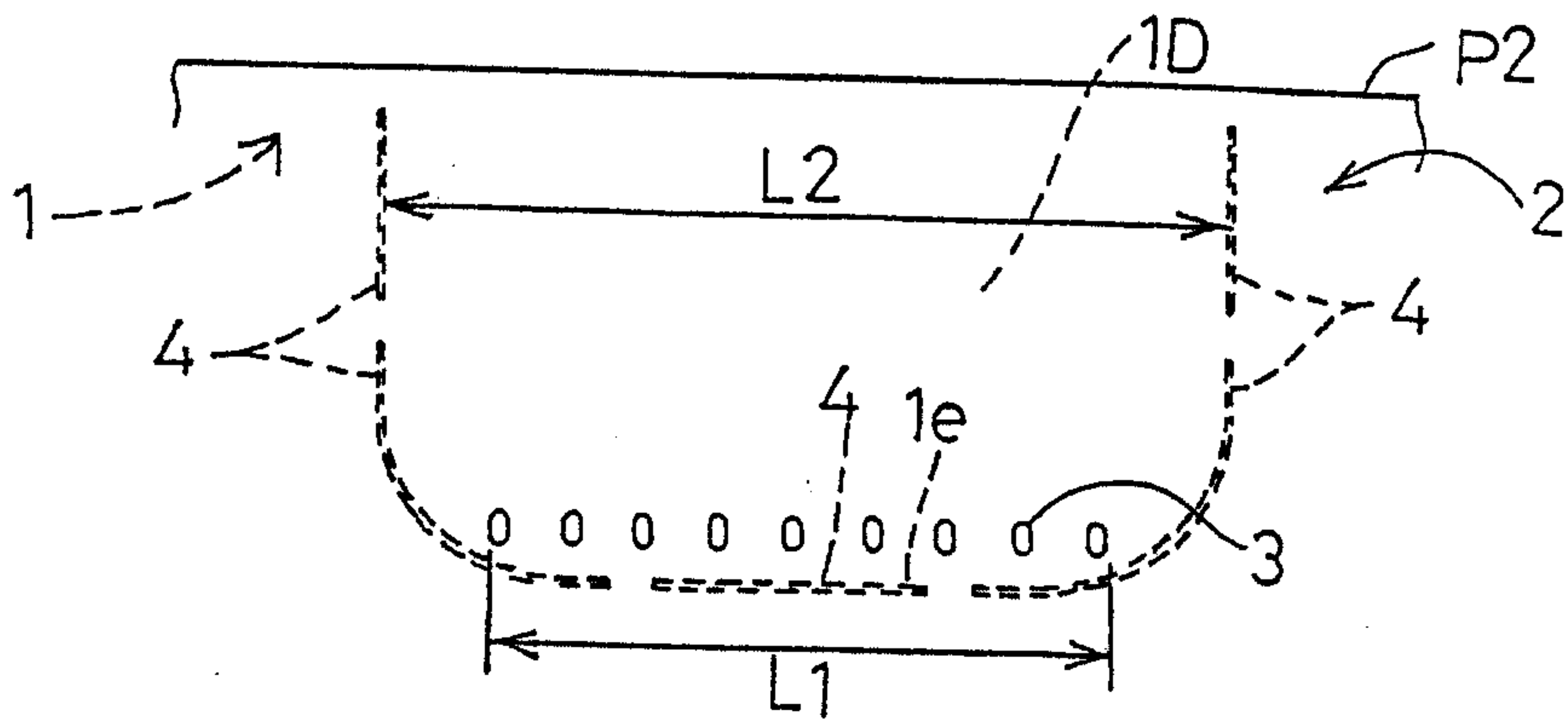
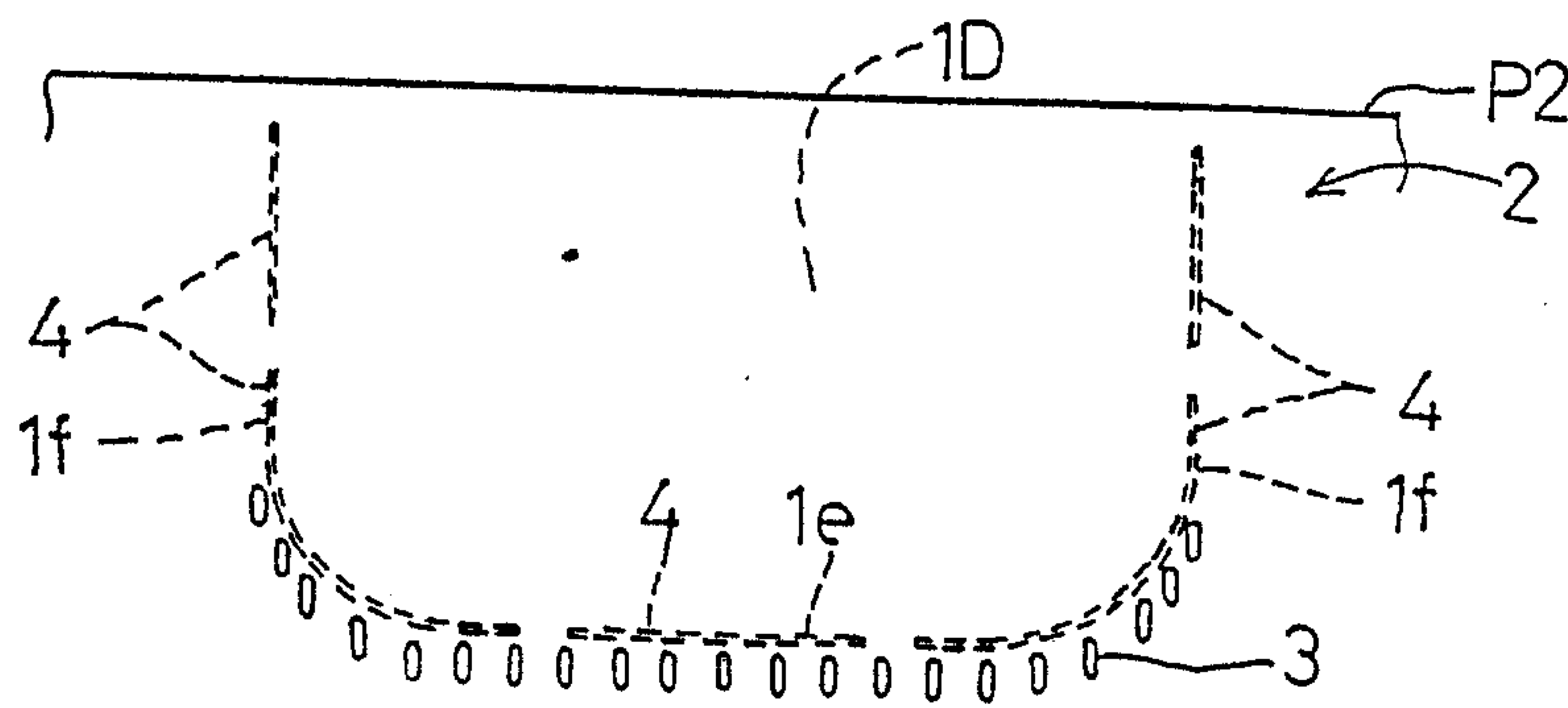


FIG.8



Mark & Clerk

5/7

FIG. 9

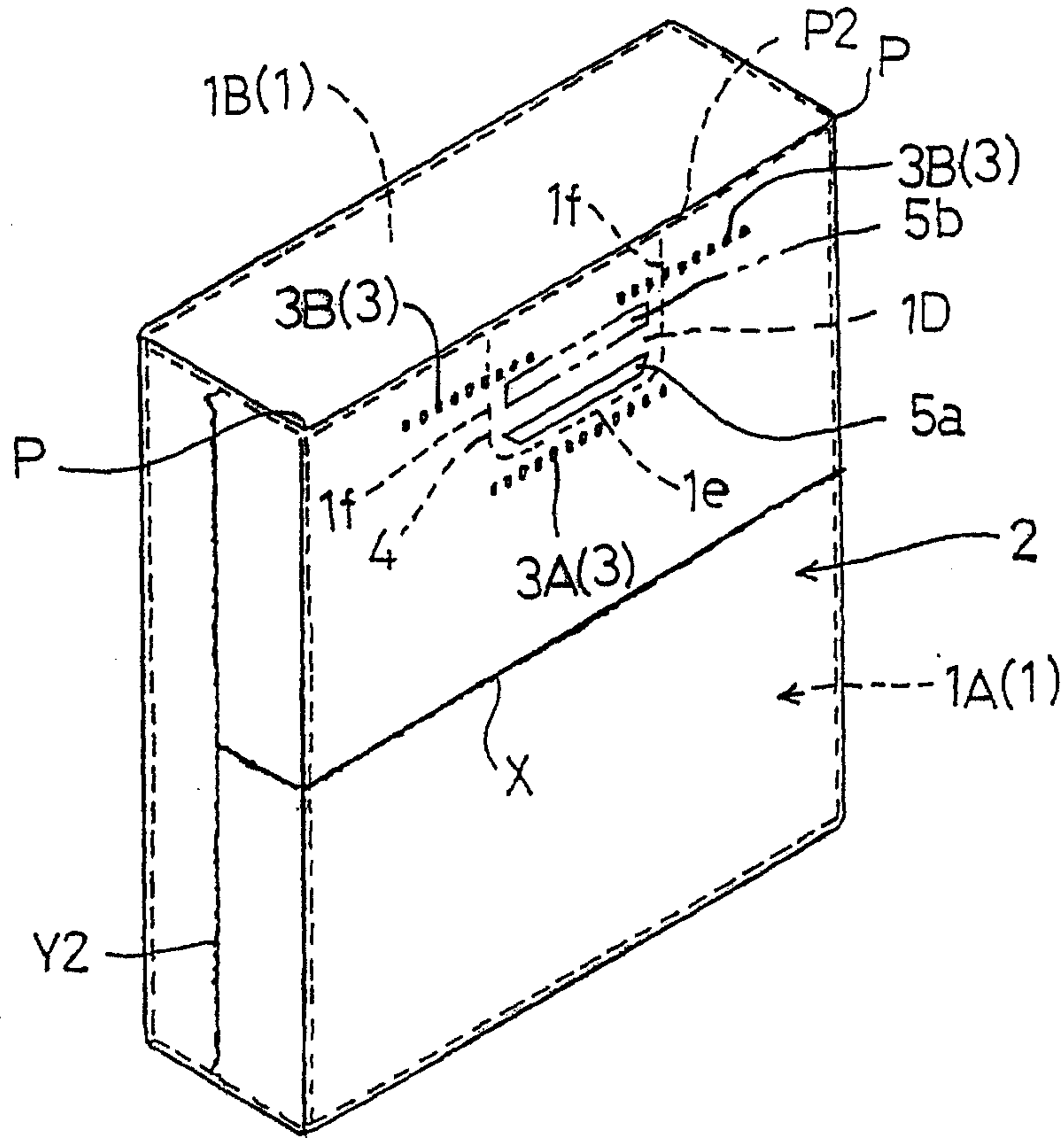
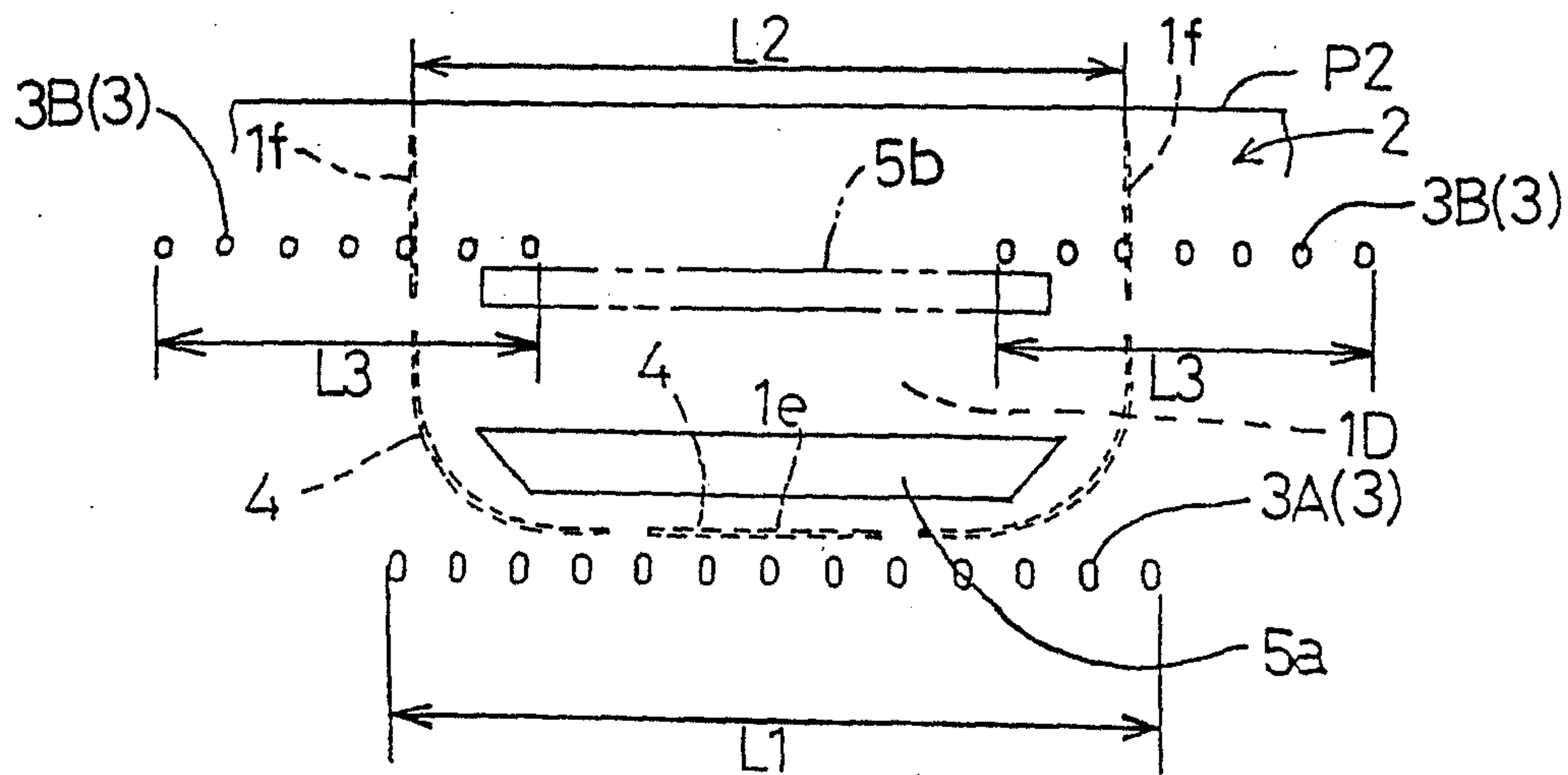


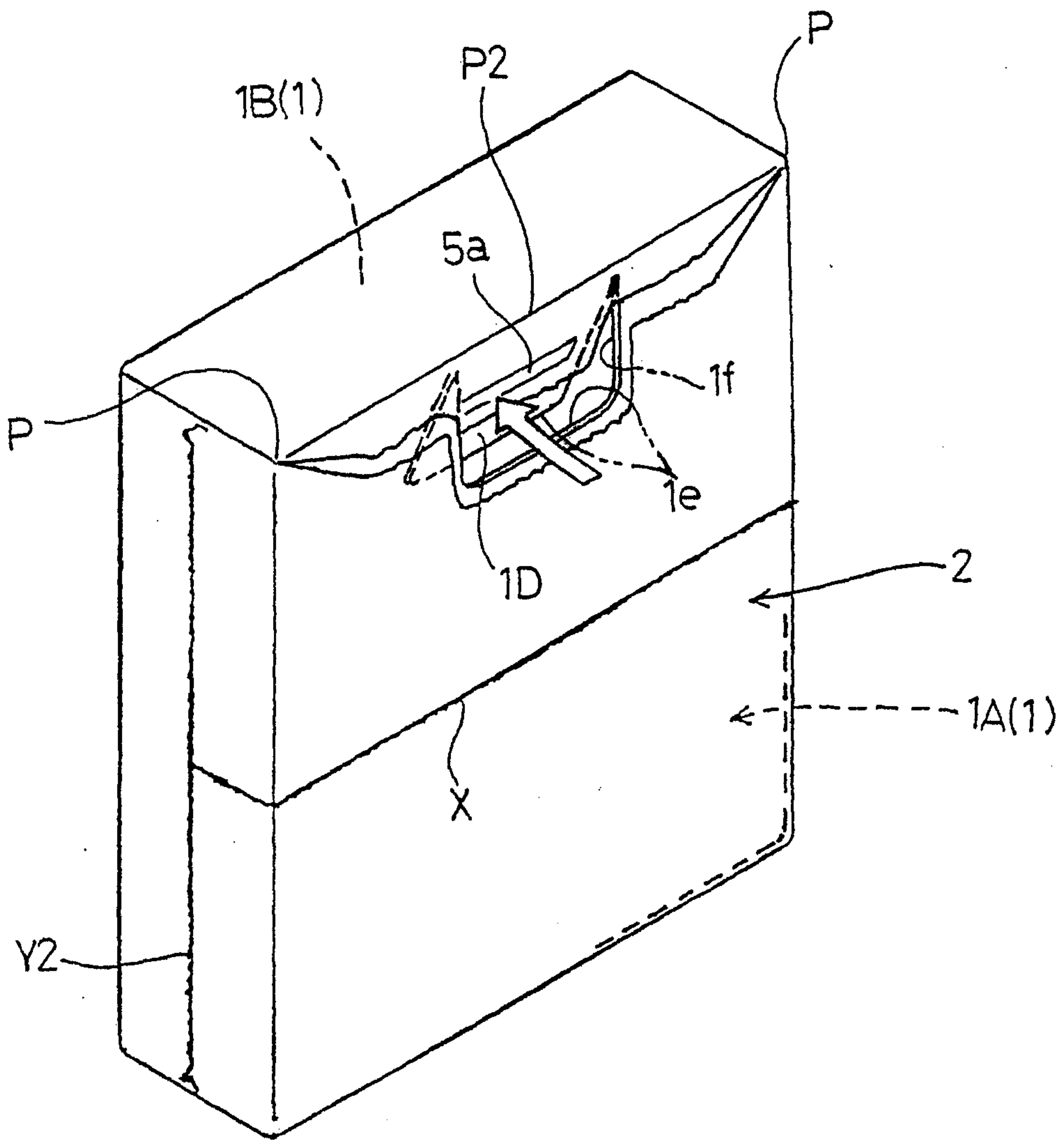
FIG. 10



Mark & Clerk

6/7

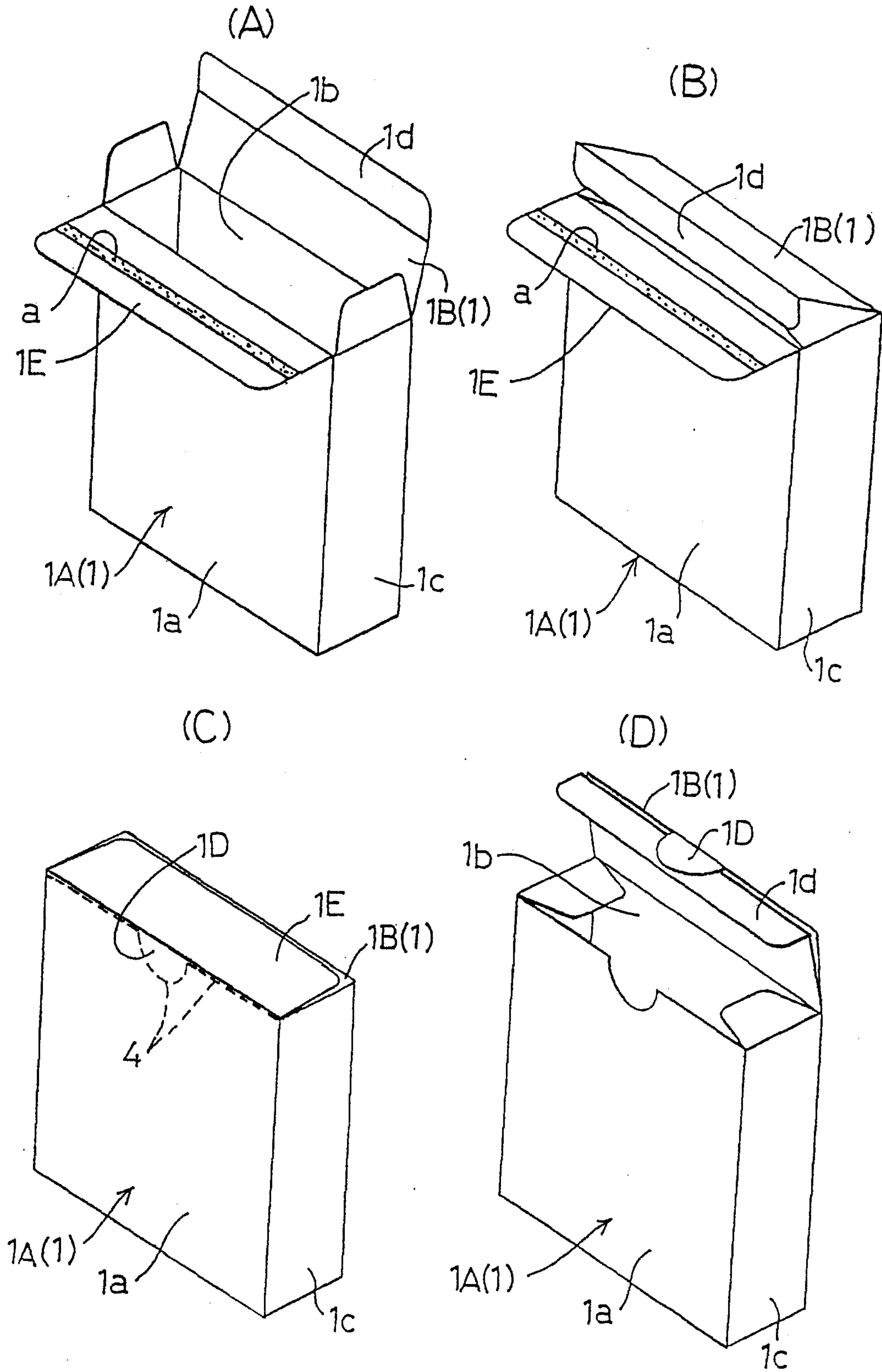
FIG. 11



Marks & Clerk

7/7

FIG.12



Marks & Clerk

