



US00D792962S

(12) **United States Design Patent**
Honeyball

(10) **Patent No.:** **US D792,962 S**

(45) **Date of Patent:** **** Jul. 25, 2017**

- (54) **CATCH BASIN COVER**
- (71) Applicant: **Draingarde Inc.**, Collingwood (CA)
- (72) Inventor: **Jason Honeyball**, Collingwood (CA)
- (73) Assignee: **DRAINGARDE INC.**, Collingwood (CA)
- (**) Term: **15 Years**
- (21) Appl. No.: **29/576,292**
- (22) Filed: **Sep. 1, 2016**

4,454,039	A *	6/1984	McCoy	E03F 5/06	210/164
4,645,218	A	2/1987	Ooshio			
4,682,907	A	7/1987	Gaudin			
D299,211	S	1/1989	Ahlgren			
4,824,287	A	4/1989	Tracy			
D312,125	S	11/1990	Epner			
5,001,594	A	3/1991	Bobbio			
5,015,371	A	5/1991	Webb			
D344,788	S	3/1994	Castro			
D351,704	S	10/1994	Breen			
5,366,785	A	11/1994	Sawdai			
5,383,765	A	1/1995	Baxter			
D369,420	S	4/1996	Haglund			
5,522,131	A	6/1996	Steger			
D372,969	S	8/1996	Hicks			
D373,417	S	9/1996	Lee			
D374,074	S	9/1996	Chen			
D376,198	S	12/1996	Jaspers-Fayer			
D377,213	S	1/1997	Wang			
D379,221	S	5/1997	Jaspers-Fayer			
D381,161	S	7/1997	Berend et al.			
D381,612	S	7/1997	Ma			
5,733,445	A	3/1998	Fanelli			
D398,997	S	9/1998	Taylor			
5,823,711	A	10/1998	Herd et al.			
D414,257	S	9/1999	Estrada			
5,954,952	A	9/1999	Strawser, Sr.			
5,956,905	A *	9/1999	Wiedrich	E02D 29/121	220/220
5,988,580	A	11/1999	Bucher			
D420,122	S	2/2000	Moroi			
6,037,574	A	3/2000	Lanham			
D425,613	S	5/2000	Good			
D434,487	S	11/2000	Moroi			
6,161,984	A *	12/2000	Sinclair	E02D 29/1427	404/25
6,197,121	B1	3/2001	Gurary			
6,215,642	B1	4/2001	Sogard			
D445,687	S	7/2001	Gilbertson			
6,278,600	B1	8/2001	Shamouilian			
6,435,764	B1 *	8/2002	McNeely	E02D 29/1409	404/25
D490,183	S	5/2004	Benensohn			
D493,246	S	7/2004	Benensohn			
6,839,217	B1	1/2005	Larsen			
D507,337	S	7/2005	Chan			
D508,286	S	8/2005	Castellanos			
6,979,148	B2	12/2005	Happel et al.			
7,032,834	B1	4/2006	Anderson			
7,041,159	B2	5/2006	Entezarian			
D534,269	S *	12/2006	Liang	D23/383	


Related U.S. Application Data

- (62) Division of application No. 29/510,492, filed on Nov. 28, 2014, now Pat. No. Des. 768,843.
- (51) **LOC (10) Cl.** **23-04**
- (52) **U.S. Cl.**
USPC **D23/386**
- (58) **Field of Classification Search**
USPC D23/323, 328, 333, 335, 336, 337, 341, D23/352, 357, 370, 385, 386, 397, 399, D23/400, 406, 411, 413, 499; D13/182
CPC B64C 11/04; B64C 11/16; B64C 11/18; B64C 11/20; B64C 2001/009; F03D 3/062; F03D 11/04; F04D 19/002; F04D 25/068; F04D 25/088; F04D 19/00; F24F 1/0018; B64D 13/02; E04C 2/427; E06B 3/5892; B24B 37/04; B01D 46/00
See application file for complete search history.

References Cited

U.S. PATENT DOCUMENTS

- 2,395,619 A 2/1946 Fischer
- 2,820,407 A 1/1958 Smith
- 3,068,879 A 12/1962 Snowman
- 3,127,821 A * 4/1964 LeBaron, Jr. E03F 5/06 210/163
- 3,215,118 A 11/1965 Behlen
- 3,516,541 A 6/1970 Hardingham
- 4,184,188 A 1/1980 Briglia
- 4,384,918 A 5/1983 Abe



7,144,189	B1 *	12/2006	Bongiovanni	B65D 90/105 404/25	2013/0129418	A1	5/2013	Wander	
D534,488	S	1/2007	Rosene		2014/0077431	A1 *	3/2014	Weaver	C23C 14/042 269/14
D536,774	S	2/2007	Kuo		2014/0255098	A1 *	9/2014	Beaudoin	E05C 3/12 405/36
D540,461	S	4/2007	Folkers		2015/0155416	A1	6/2015	Matsune	
D541,405	S	4/2007	Snyder		2015/0354597	A1 *	12/2015	I	F01D 25/246 415/209.3
D555,777	S	11/2007	Aveldson		2016/0025262	A1	1/2016	Stearns	
D557,792	S	12/2007	Cox		2016/0065125	A1	3/2016	Kondo	
D558,325	S *	12/2007	Karnes	D23/393	2016/0105143	A1	4/2016	Johansen	
D574,077	S	7/2008	Hornig		2016/0195579	A1 *	7/2016	Simmons	H01L 21/6838 269/21
D579,719	S	11/2008	King		2016/0273670	A1 *	9/2016	Karppa	E04B 1/98
D581,511	S	11/2008	Rosten		2017/0002205	A1 *	1/2017	Murai	B01D 39/20
D587,797	S	3/2009	Blanchard		2017/0045059	A1 *	2/2017	Care	F04D 29/526
D588,078	S	3/2009	Okada						
D588,139	S	3/2009	Fujino						
D588,256	S	3/2009	Daniels						
D589,134	S	3/2009	O'Hagin						
D589,471	S	3/2009	Komatsu						
D589,472	S	3/2009	Li						
D591,843	S	5/2009	Van Becelaere						
D601,521	S *	10/2009	Komatsu	D13/182					
D610,245	S	2/2010	Daniels						
D610,405	S	2/2010	McConnell						
7,658,183	B1 *	2/2010	Johnson	F02B 29/0443 123/540					
D616,389	S *	5/2010	Takahashi	D13/182					
D625,461	S	10/2010	Yao						
D632,246	S	2/2011	Park						
7,950,075	B2	5/2011	Evans, Jr. et al.						
D649,126	S *	11/2011	Takahashi	D13/182					
8,051,568	B2	11/2011	Moody et al.						
D650,344	S *	12/2011	Takahashi	D13/182					
8,104,203	B2	1/2012	Mackler						
8,117,686	B2	2/2012	Powell et al.						
D657,858	S	4/2012	Platt						
D660,225	S	5/2012	Heidtmann						
D661,645	S	6/2012	Heidtmann						
8,230,530	B2	7/2012	Evans, Jr. et al.						
D667,099	S	9/2012	Williams						
D668,212	S	10/2012	Barron						
D669,685	S	10/2012	Legreca						
D670,372	S	11/2012	Inagawa						
D671,633	S	11/2012	Glasbrenner						
D674,919	S	1/2013	Higgins						
D674,964	S	1/2013	Bailey						
D677,369	S	3/2013	Tindall						
D677,370	S	3/2013	Handley						
D677,818	S	3/2013	Steele						
D679,444	S	4/2013	Vasylyev						
8,651,924	B1	2/2014	Jones						
D702,998	S	4/2014	Fugere						
8,696,300	B1	4/2014	Burke, Jr.						
D714,718	S	10/2014	Loeckenhoff						
D715,950	S	10/2014	Vanderheyden						
D716,522	S	11/2014	King						
D716,523	S	11/2014	King						
8,877,048	B1	11/2014	Owings						
D720,313	S *	12/2014	Flynn	D13/182					
D721,326	S	1/2015	Brown						
D722,821	S	2/2015	Liu						
D738,537	S	9/2015	Lillejord						
9,147,785	B2	9/2015	Haddock						
D763,418	S *	8/2016	Towiwat	D23/323					
D768,843	S *	10/2016	Honeyball	D23/386					
2004/0007512	A1 *	1/2004	Petersen	E03F 5/02 210/163					
2004/0128903	A1 *	7/2004	Wexler	A01M 1/106 43/122					
2005/0220637	A1 *	10/2005	Kopel	F04B 39/066 417/372					
2007/0034583	A1	2/2007	Henning						
2007/0166146	A1	7/2007	Sekiya						
2008/0257581	A1	10/2008	Masago						
2011/0056154	A1	3/2011	Van Der Velden						
2011/0186567	A1 *	8/2011	Carll	H05B 6/80 219/734					
2012/0131980	A1	5/2012	Yamamoto						
2013/0118963	A1 *	5/2013	Bailey	E03F 5/0404 210/164					

FOREIGN PATENT DOCUMENTS

CA 155739 7/2015
WO WO91/16505 A1 10/1991

OTHER PUBLICATIONS

Ductile Iron Manhole Cover, image post date Oct. 15, 2015, site visited Mar. 12, 2017, (online), <<https://www.tineye.com/search/0fcc188e18b98c0c2b02738210846db5ad42af42/>>.*
AGA cast iron round grill pan, image post date Jan. 12, 2012, site visited May 8, 2016, (online), <<https://www.youtube.com/watch?v=x1W5ZjiTyRQ>>.*
George Forman 360 Removable Grill, image post date Jan. 1, 2011, site visited May 8, 2016, (online), <<https://www.tineye.com/search/510ef2dca9198f4ee3f5dcbcd5ff014a55488fe4/>>.*
Round Grate Styles, image post date Mar. 25 2013, site visited May 8, 2016, (online), <<http://web.archive.org/web/20130325024232/http://www.usfoundry.com/usfoundry/catch-basin-grate-styles/>>.*

* cited by examiner

Primary Examiner — Kevin Rudzinski
Assistant Examiner — Sean D Lough
(74) Attorney, Agent, or Firm — Ledgley Law; Cynthia J. Ledgley

(57) CLAIM

I claim the ornamental design for a catch basin cover, as shown and described.

DESCRIPTION

FIG. 1 is a front perspective view of a first embodiment of a catch basin cover;
FIG. 2 is a left side view of the catch basin cover shown in FIG. 1;
FIG. 3 is a front view of the catch basin cover shown in FIG. 1;
FIG. 4 is a right side view of the catch basin cover shown in FIG. 1;
FIG. 5 is a back view of the catch basin cover shown in FIG. 1;
FIG. 6 is a top plan view of the catch basin cover shown in FIG. 1;
FIG. 7 is a rear perspective view of the catch basin cover shown in FIG. 1;
FIG. 8 is a front perspective view of a second embodiment of a catch basin cover;
FIG. 9 is a rear perspective of the catch basin cover shown in FIG. 8;

FIG. 10 is a left side view of the catch basin cover shown in FIG. 8;

FIG. 11 is a front view of the catch basin cover shown in FIG. 8;

FIG. 12 is a right side view of the catch basin cover shown in FIG. 8;

FIG. 13 is a rear view of the catch basin cover shown in FIG. 8;

FIG. 14 is a plan view of the catch basin cover shown in FIG. 8; and,

FIG. 15 is a bottom view of the catch basin cover shown in FIG. 8.

1 Claim, 9 Drawing Sheets




FIG. 1



FIG. 2



FIG. 3



FIG. 4




FIG. 5



FIG. 6




FIG. 7

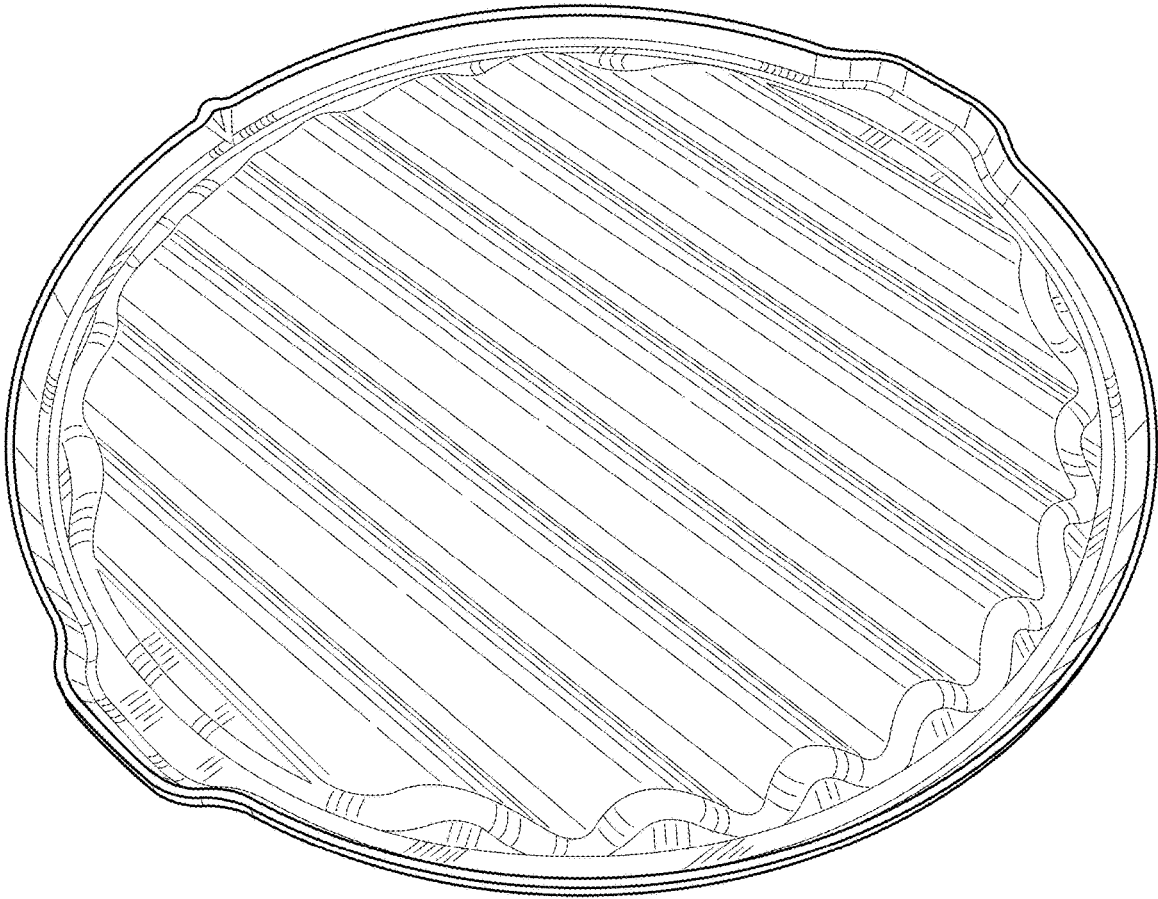


FIG. 8

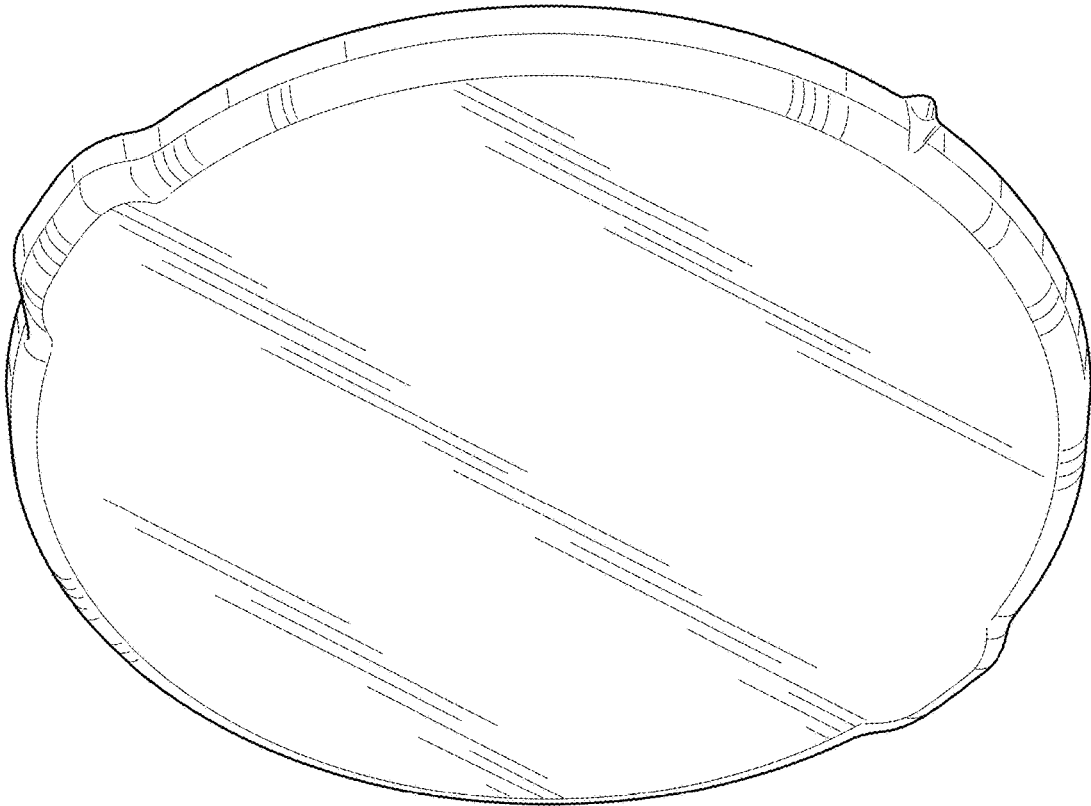


FIG. 9



FIG. 10



FIG. 11



FIG. 12

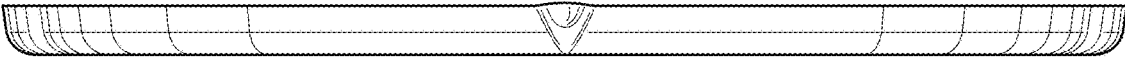


FIG. 13




FIG. 14

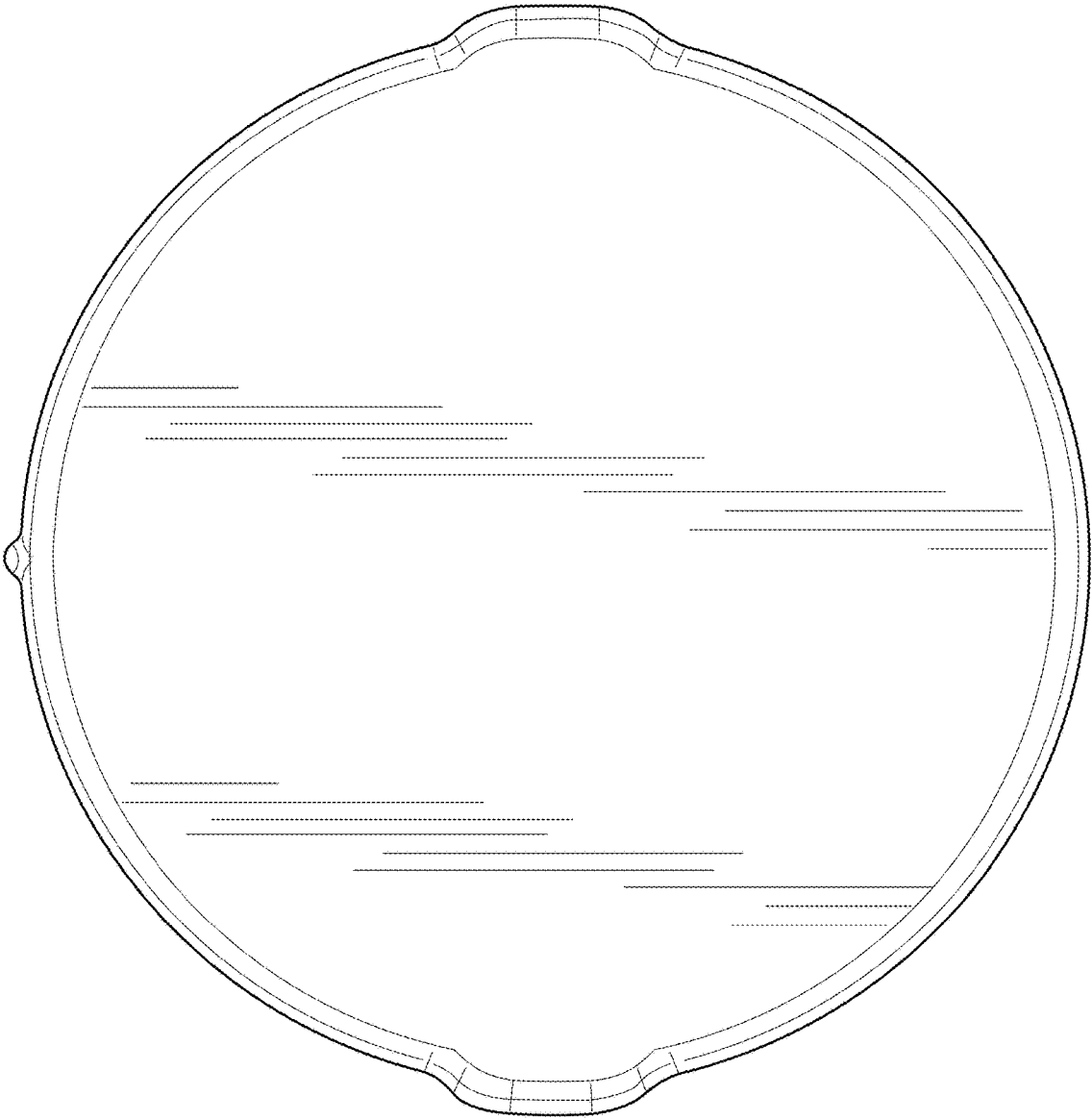


FIG. 15