



US00D471983S

(12) **United States Design Patent**  
**Hippolyte et al.**

(10) **Patent No.:** **US D471,983 S**

(45) **Date of Patent:** **\*\* Mar. 18, 2003**

(54) **BLOOD GLUCOSE METER**

(75) Inventors: **Joanne C. Hippolyte**, London (GB);  
**Graeme A. Maisey**, Chessington (GB);  
**Andrew J. Woodhead**, London (GB);  
**James Aitken**, Darford (GB)

(73) Assignee: **Hypoguard Limited**, Woodbridge (GB)

(\*\*) Term: **14 Years**

(21) Appl. No.: **29/147,634**

(22) Filed: **Sep. 4, 2001**

(51) **LOC (7) Cl.** ..... **24-01**

(52) **U.S. Cl.** ..... **D24/169**

(58) **Field of Search** ..... D24/169; 600/383,  
600/368, 309, 316, 318, 322, 347; 422/56,  
58, 68.1, 102, 50

(56) **References Cited**

**U.S. PATENT DOCUMENTS**

- 5,282,950 A 2/1994 Dietze et al.
- D393,313 S \* 4/1998 Meisner et al. .... D24/169
- 5,743,262 A \* 4/1998 Lepper, Jr. et al. .... 600/316
- 5,989,917 A \* 11/1999 McAleer et al. .... 422/50 X

- D424,696 S \* 5/2000 Ray et al. .... D24/169
- D428,654 S \* 7/2000 Schlesinger et al. .... D24/169
- D429,527 S \* 8/2000 Bolam et al. .... D24/169
- D440,312 S \* 4/2001 Bertrand et al. .... D24/169

**FOREIGN PATENT DOCUMENTS**

- EP 0909952 A2 4/1999
- WO WO92/17778 10/1992
- WO WO94/10558 5/1994
- WO WO99/13100 3/1999

\* cited by examiner

*Primary Examiner*—Stella Reid

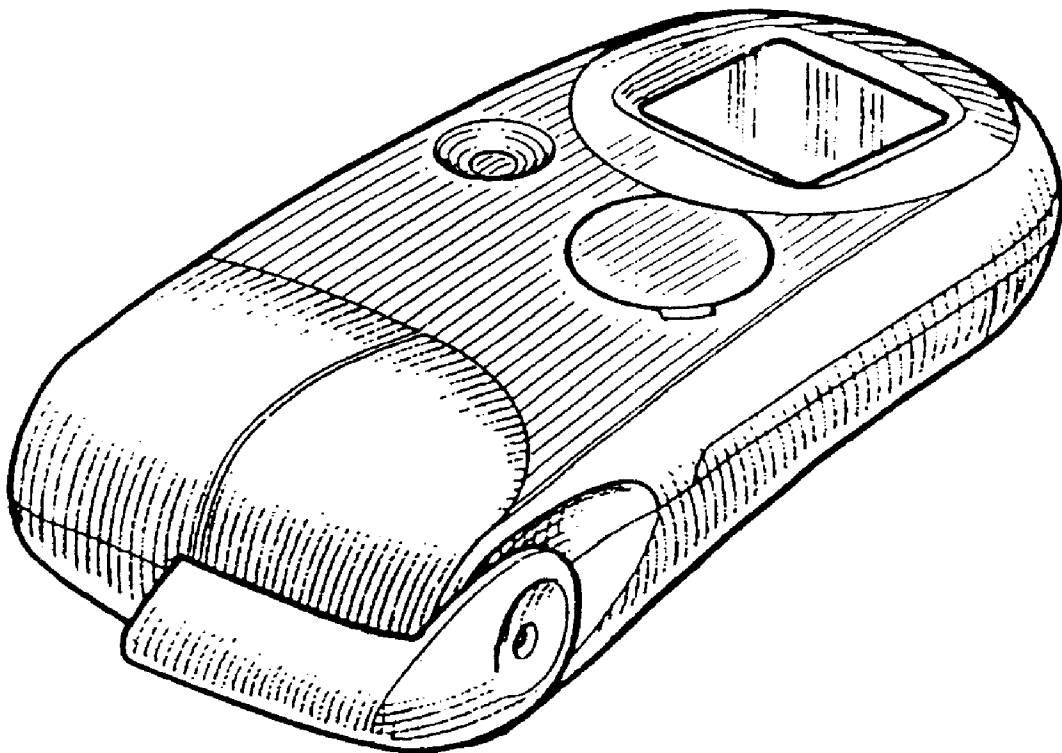
(57) **CLAIM**

The ornamental design for a blood glucose meter, as shown and described.

**DESCRIPTION**

FIG. 1 is a top plan view of the blood glucose meter; FIG. 2 is a bottom plan view of the blood glucose meter; FIG. 3 is a front elevation view of the blood glucose meter; FIG. 4 is a right side elevation view of the blood glucose meter; and, FIG. 5 is a perspective view of the blood glucose meter.

**1 Claim, 2 Drawing Sheets**



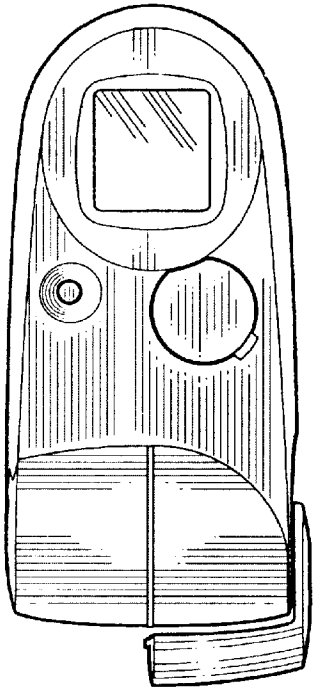


Fig. 1

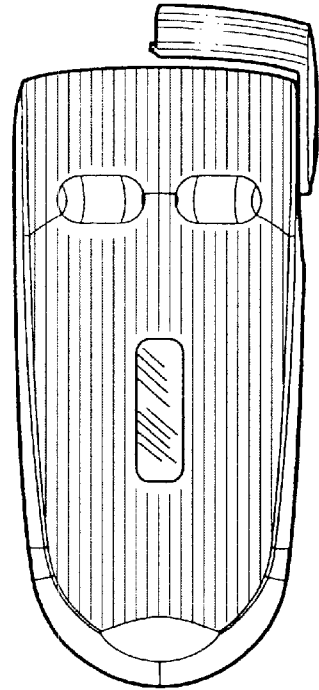


Fig. 2

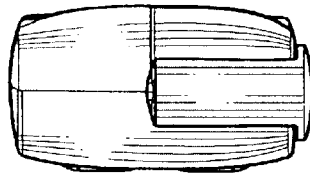


Fig. 3



Fig. 4

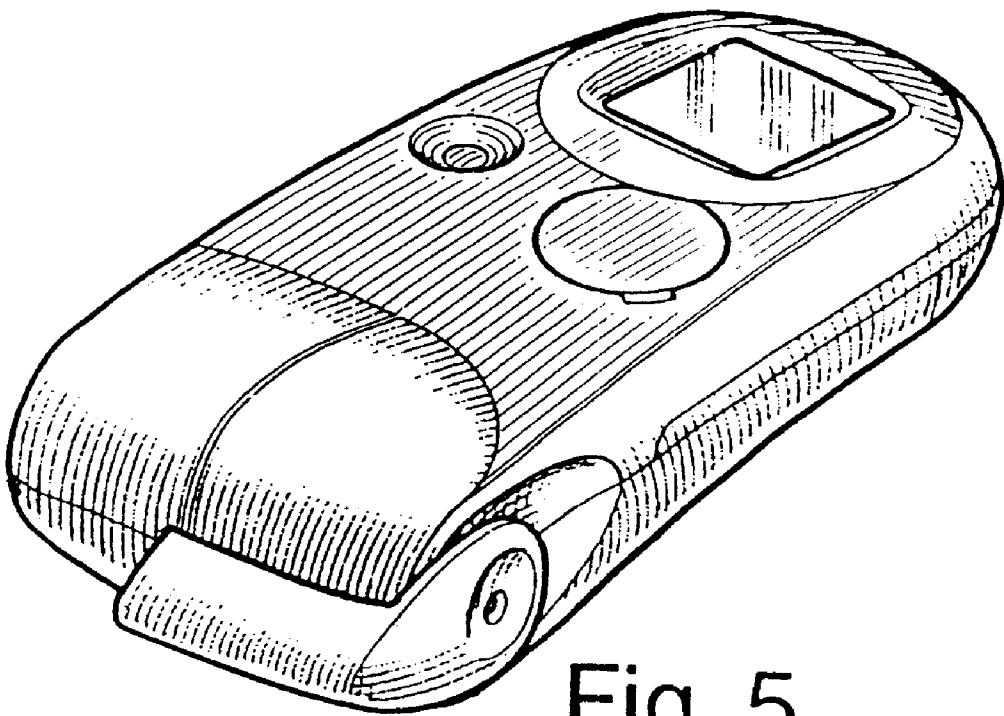


Fig. 5