



(12) **United States Design Patent**  
**Csepe et al.**

(10) **Patent No.:** **US D989,696 S**  
(45) **Date of Patent:** **\*\* Jun. 20, 2023**

(54) **TIRE**

(71) Applicant: **The Goodyear Tire & Rubber Company**, Akron, OH (US)

(72) Inventors: **Mark Alan Csepe**, Medina, OH (US); **Brian David Digman**, Sagamore Hills, OH (US); **Joseph Daniel DeJacimo**, Ravenna, OH (US); **Weiyun Liu**, Louisville, KY (US); **Lac An Nguyen**, Wadsworth, OH (US)

(73) Assignee: **The Goodyear Tire & Rubber Company**, Akron, OH (US)

(\*\*) Term: **15 Years**

(21) Appl. No.: **29/815,303**

(22) Filed: **Nov. 12, 2021**

(51) **LOC (14) Cl.** ..... **12-15**

(52) **U.S. Cl.**  
USPC ..... **D12/527**

(58) **Field of Classification Search**  
USPC ..... D12/533-567, 604, 519-532  
(Continued)

(56) **References Cited**

**U.S. PATENT DOCUMENTS**

D365,053 S 12/1995 White  
D386,725 S 11/1997 Takei et al.  
(Continued)

*Primary Examiner* — John A Voytek

(74) *Attorney, Agent, or Firm* — June E. Rickey; Robert N. Lipsik

(57) **CLAIM**

The ornamental Design for a tire, as shown and described.

**DESCRIPTION**

FIG. 1 is a perspective view of a tire showing our new design, it being understood that the pattern repeats uniformly throughout the circumference of the tread;

FIG. 2 is a front elevational view thereof;

FIG. 3 is a right side elevational view thereof, the left side elevational view being identical thereof;

FIG. 4 is an enlarged fragmentary front elevational view thereof taken along line 4-4 of FIG. 2;

FIG. 5 is a perspective view of a second embodiment of a tire showing our new design, it being understood that the interior of the tire forms no part of the claim, that the pattern repeats uniformly throughout the circumference of the tread and that the opposite side view is identical thereto;

FIG. 6 is a front elevational view of a second embodiment, it being understood that an enlarged fragmentary view thereof would be substantially identical to that shown in FIG. 4, with the exception of the inclusion of the sidewall in the claim.

FIG. 7 is a perspective view of a third embodiment of a tire showing our new design, it being understood that the pattern repeats uniformly throughout the circumference of the tread;

FIG. 8 is a front elevational view of a third embodiment;

FIG. 9 is a right side elevational view of a third embodiment, the left side elevational view being identical thereof;

FIG. 10 is an enlarged fragmentary front elevational view of a third embodiment taken along line 10-10 of FIG. 8;

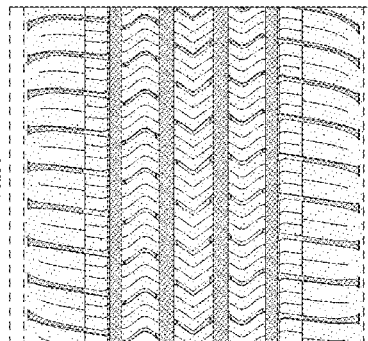
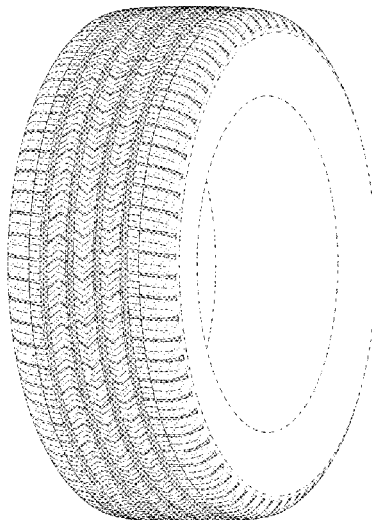
FIG. 11 is a perspective view of a fourth embodiment of a tire showing our new design, it being understood that the interior of the tire forms no part of the claim, that the pattern repeats uniformly throughout the circumference of the tread and that the opposite side view is identical thereto; and,

FIG. 12 is a front elevational view of a fourth embodiment, it being understood that an enlarged fragmentary view thereof would be substantially identical to that shown in FIG. 10, with the exception of the inclusion of the sidewall in the claim.

In the drawings, the broken lines immediately adjacent to the outer edges of the tire shoulder represent boundaries of the claim, and the broken lines depict environmental subject matter only and form no part of the claimed design.

The dashed broken lines indicating an enlargement portion of the design form no part of the claimed design.

**1 Claim, 12 Drawing Sheets**



# US D989,696 S

Page 2

(58) **Field of Classification Search**

CPC ..... Y10T 152/10027; B60C 1/0016; B60C  
11/0306; B60C 11/0302; B60C 3/06;  
B60C 9/17

See application file for complete search history.

(56)

**References Cited**

U.S. PATENT DOCUMENTS

D392,230 S 3/1998 Heinen  
D489,318 S 5/2004 Buresh et al.  
D560,595 S 1/2008 Bindner et al.  
D560,600 S 1/2008 Dixon et al.  
D583,753 S 12/2008 Licht et al.  
D586,733 S 2/2009 Shinohara  
D606,926 S 12/2009 Heinen  
D639,235 S \* 6/2011 Reim ..... D12/600  
D645,811 S \* 9/2011 Gaylo ..... D12/601  
D668,598 S 10/2012 Hughes et al.  
D673,894 S 1/2013 Hughes et al.  
D697,021 S 1/2014 Ochi  
D700,878 S 3/2014 Takemoto  
D733,036 S 6/2015 Kuwano

D735,122 S 7/2015 Grote et al.  
D736,697 S 8/2015 Leocadio et al.  
D761,717 S 7/2016 Fu  
D780,678 S \* 3/2017 Maxwell ..... D12/595  
D794,542 S 8/2017 Tahon et al.  
D800,637 S 10/2017 Nguyen et al.  
D812,551 S \* 3/2018 Stanley ..... D12/601  
D816,021 S 4/2018 Hiser  
D822,585 S \* 7/2018 Wang ..... D12/532  
D837,136 S 1/2019 Muller et al.  
D852,126 S 6/2019 Geng et al.  
D892,720 S \* 8/2020 Wang ..... D12/601  
D904,287 S \* 12/2020 Binder ..... D12/594  
D918,825 S 5/2021 Wu et al.  
D921,571 S 6/2021 Geelen et al.  
D923,554 S 6/2021 Geelen et al.  
D926,109 S 7/2021 de Briey-Terlinden et al.  
D927,411 S 8/2021 Scheifele et al.  
D929,313 S 8/2021 Smith  
D937,188 S 11/2021 De Briey-Terlinden et al.  
D940,061 S \* 1/2022 Davis ..... D12/601  
D954,633 S \* 6/2022 Loesch ..... D12/527  
D978,063 S \* 2/2023 Park ..... D12/527

\* cited by examiner

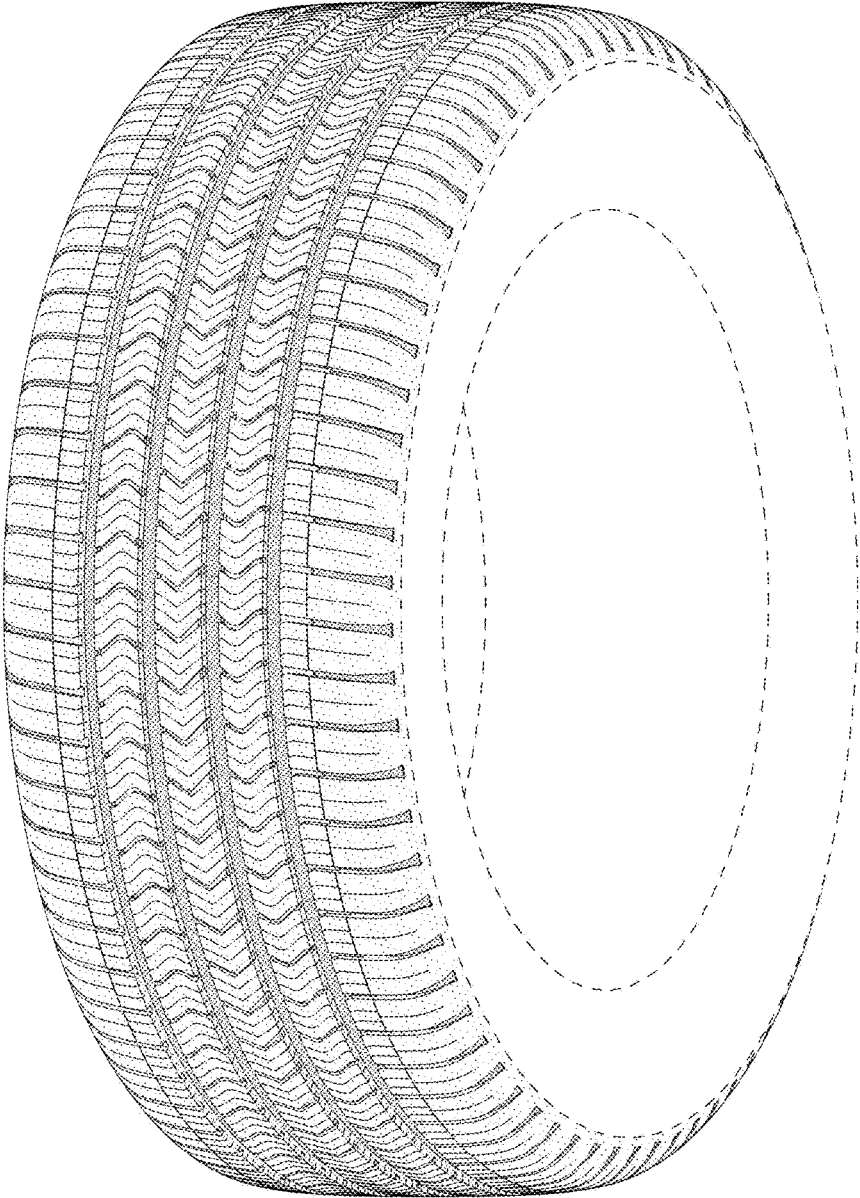


FIG - 1

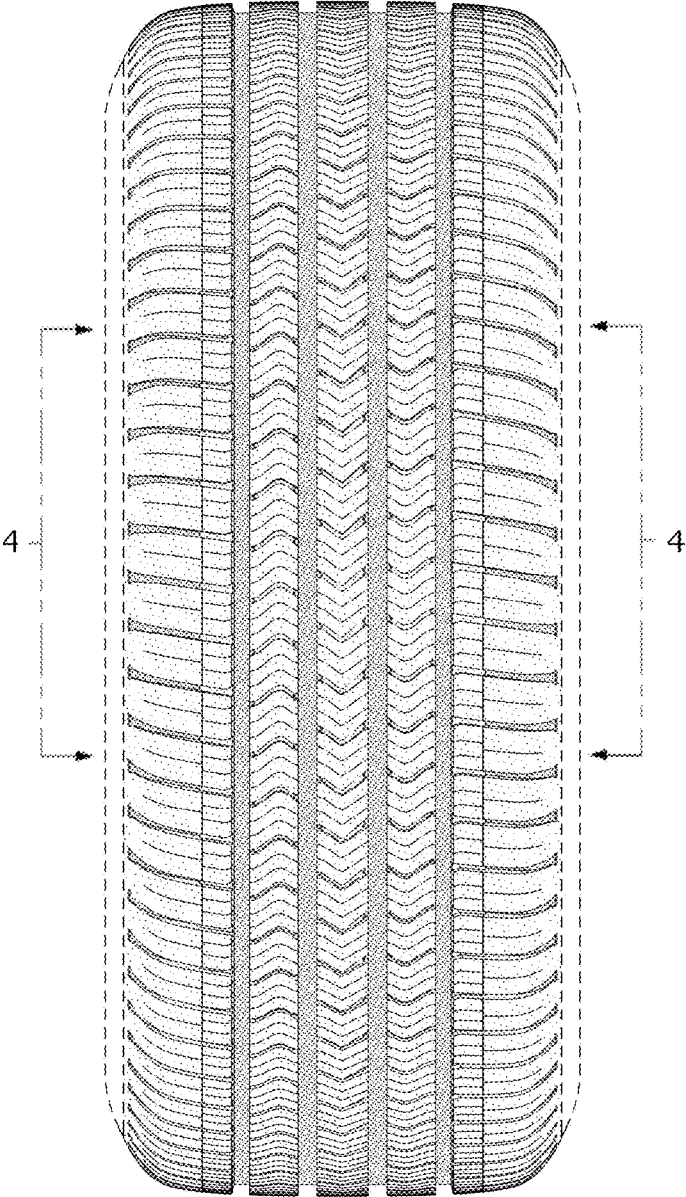


FIG - 2

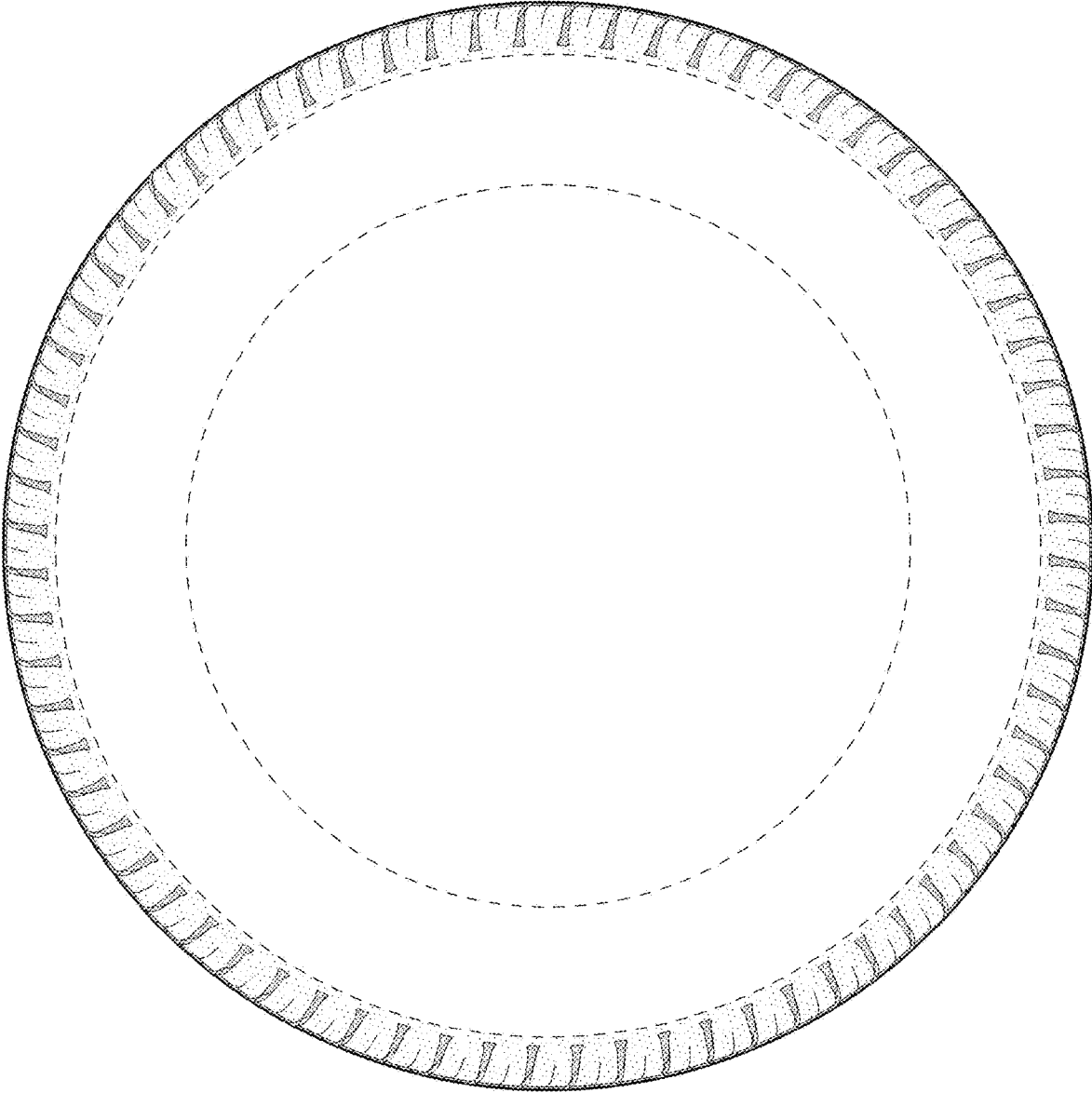


FIG - 3

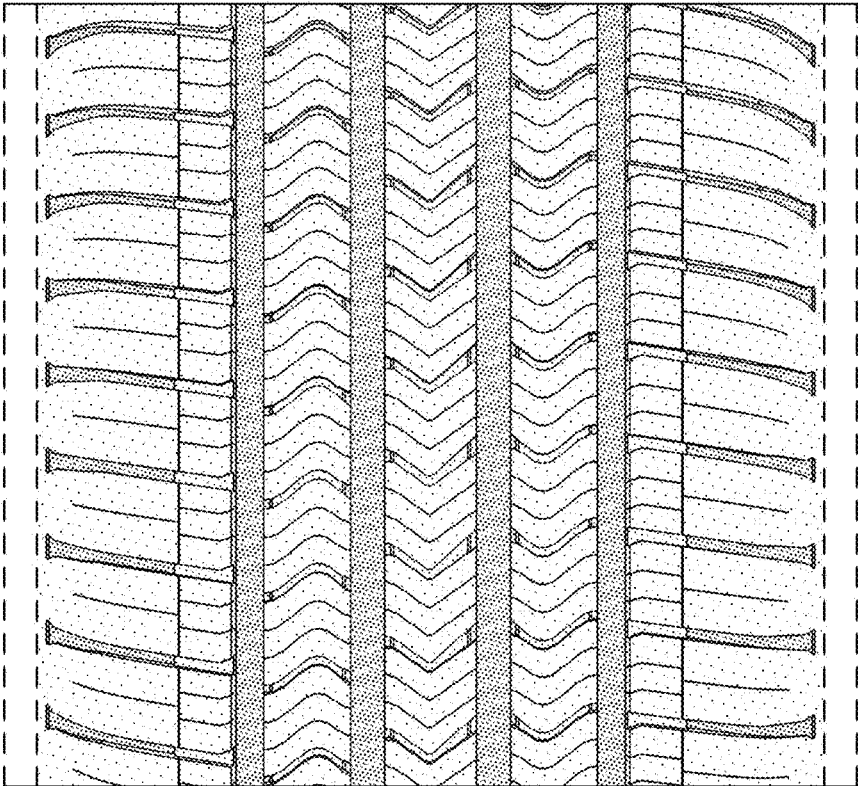


FIG - 4

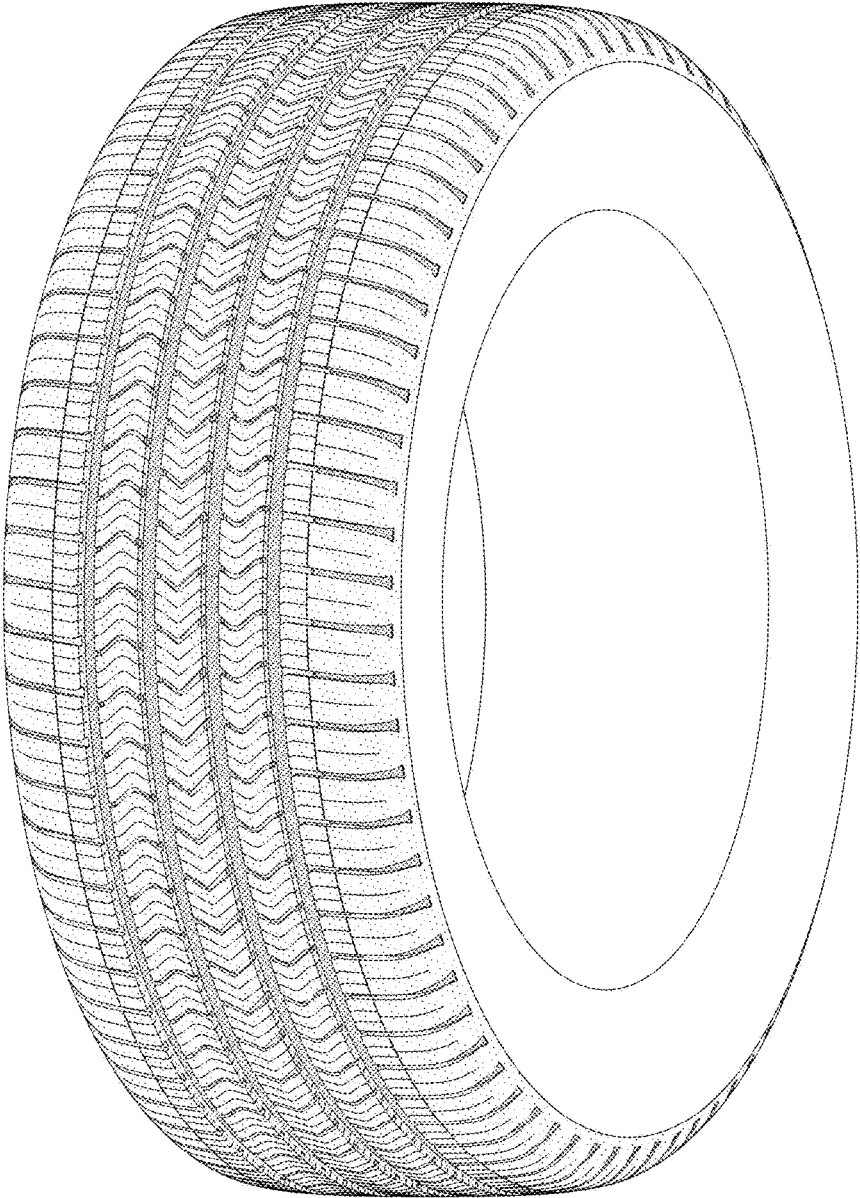


FIG - 5

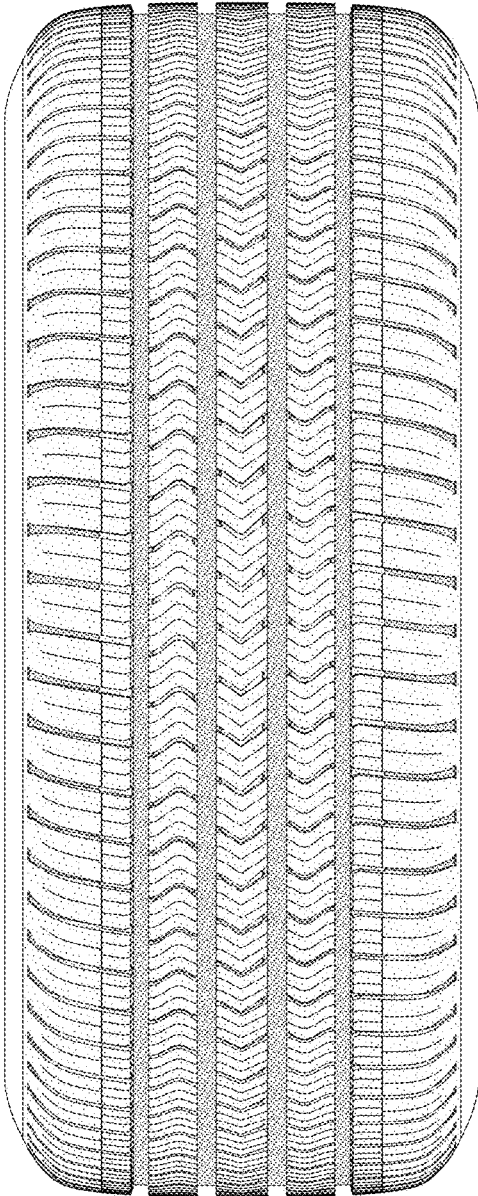


FIG - 6



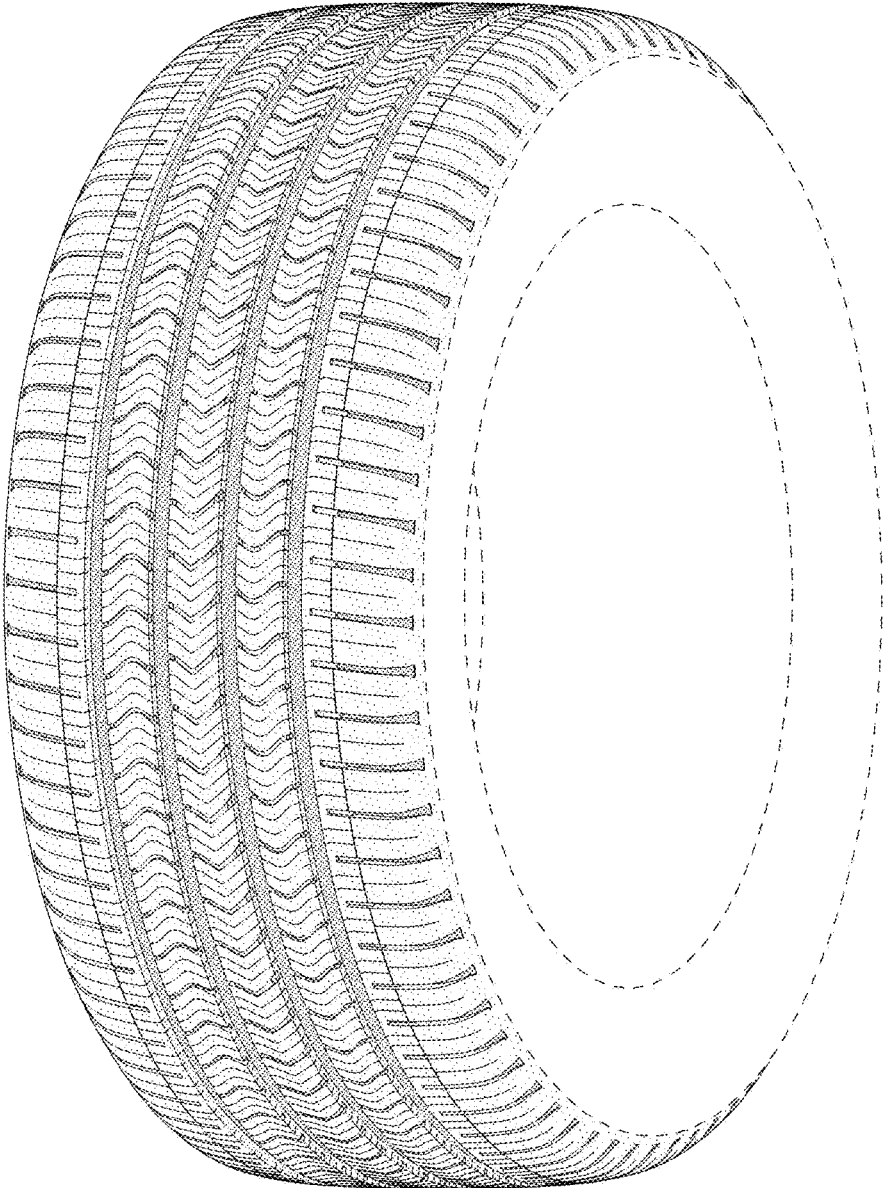


FIG - 7

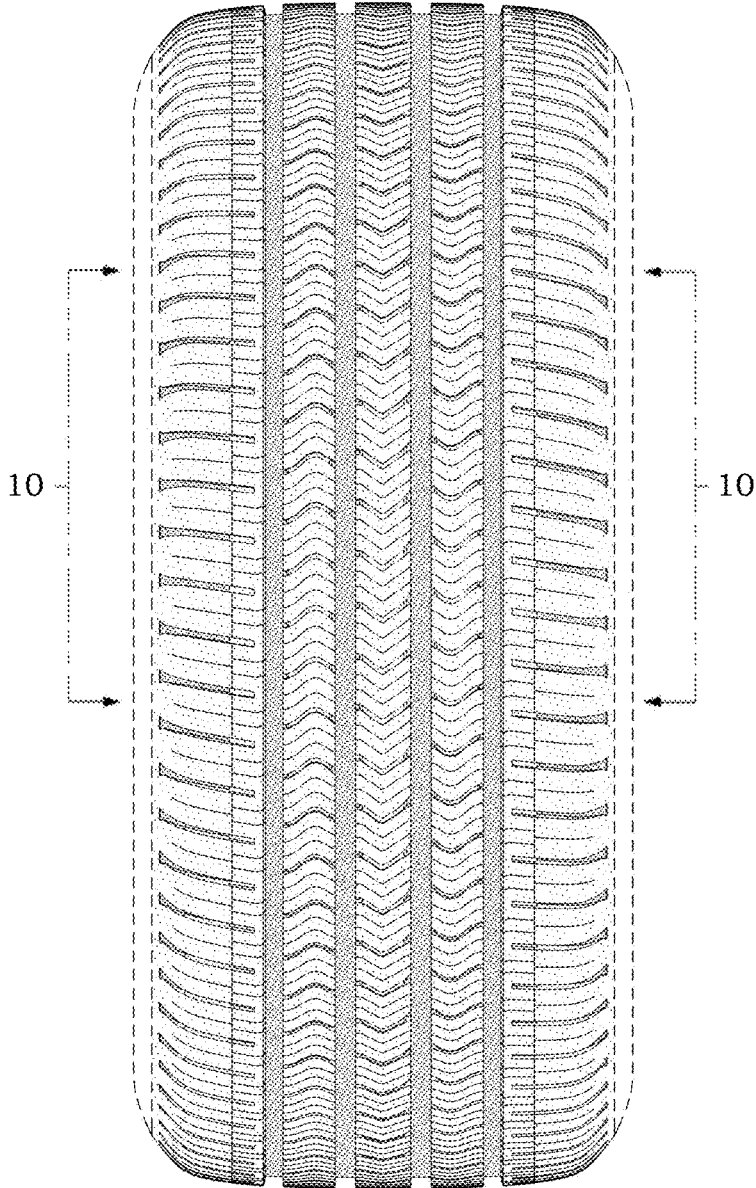


FIG - 8

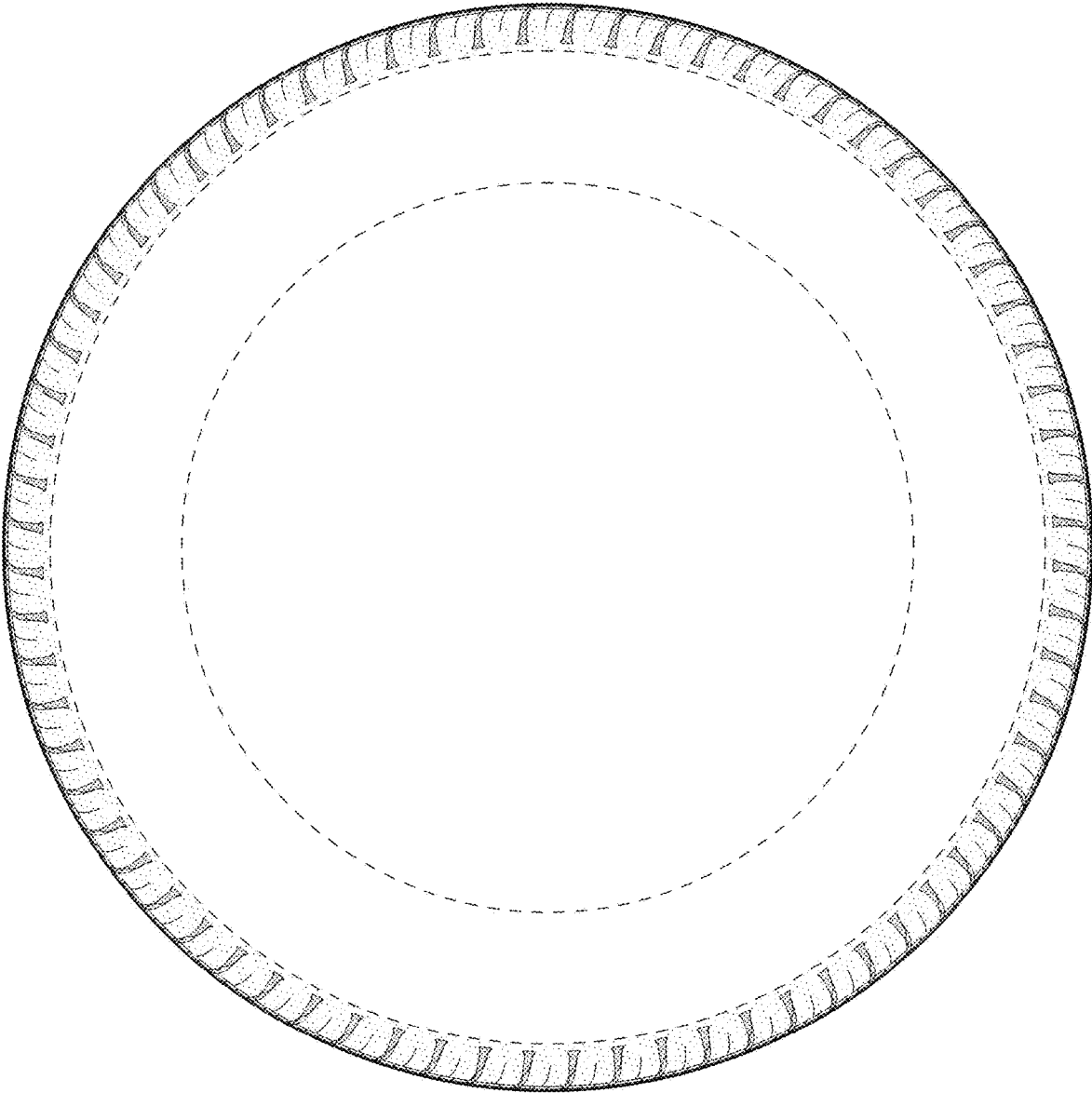


FIG - 9

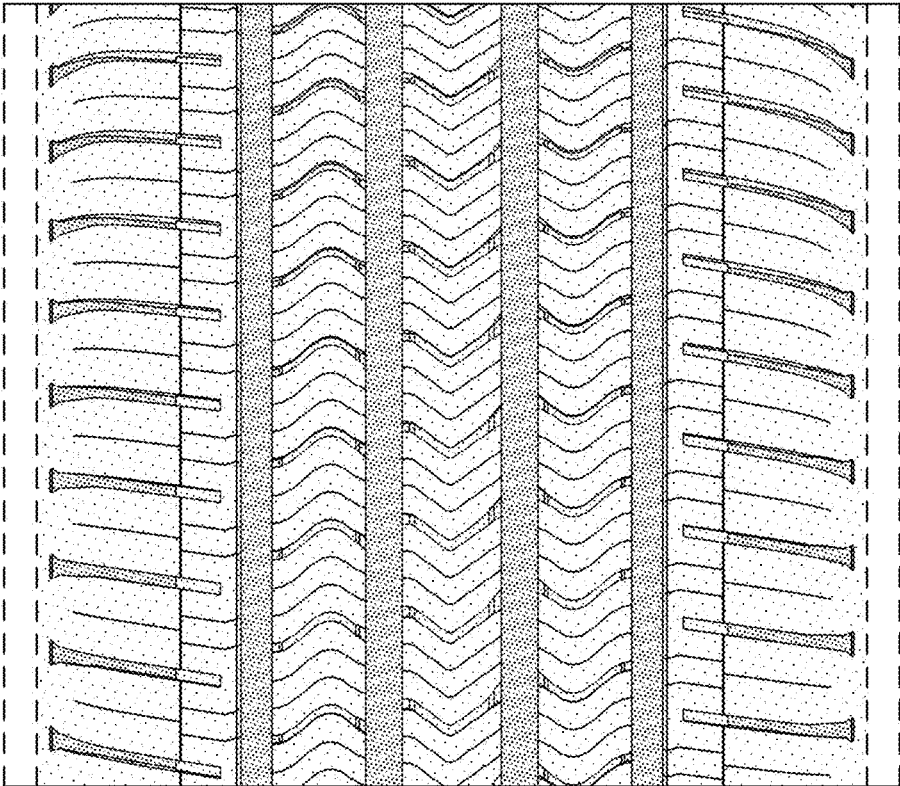


FIG - 10

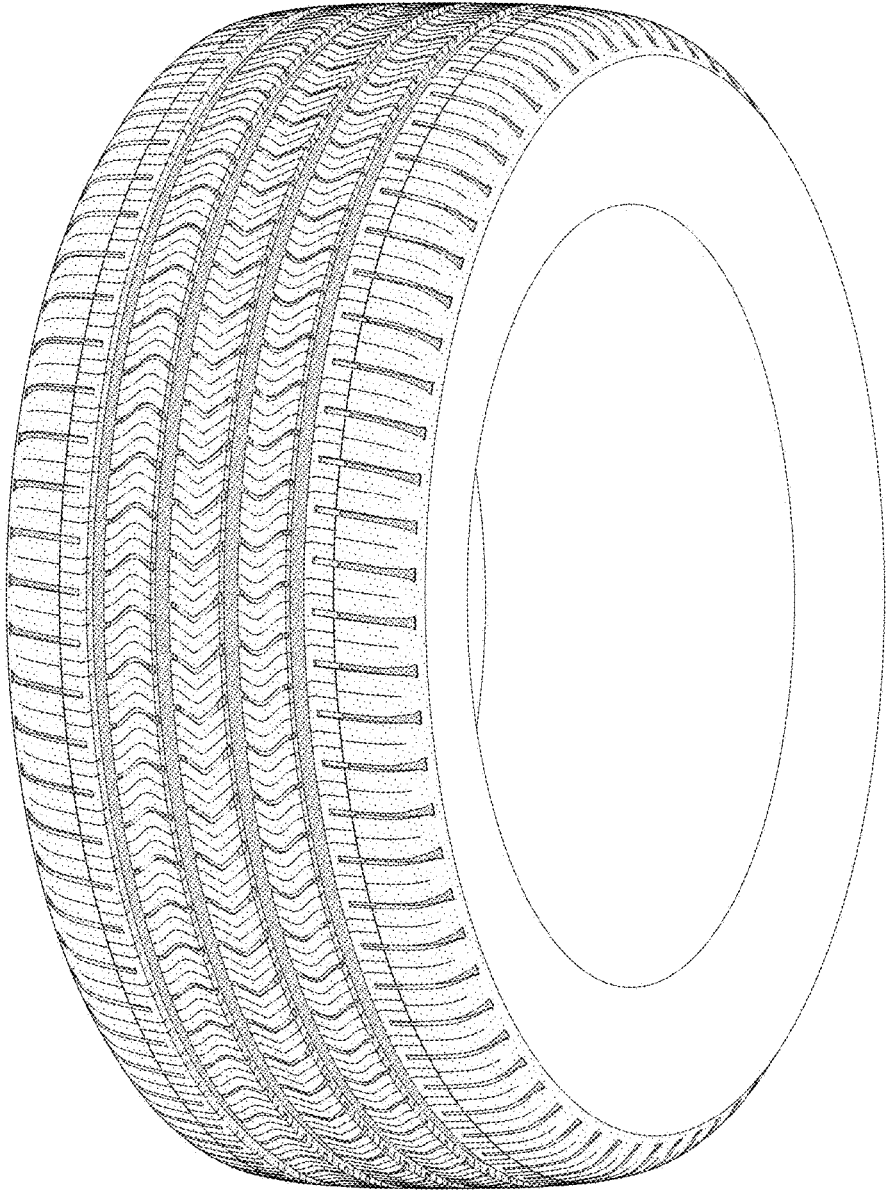


FIG - 11

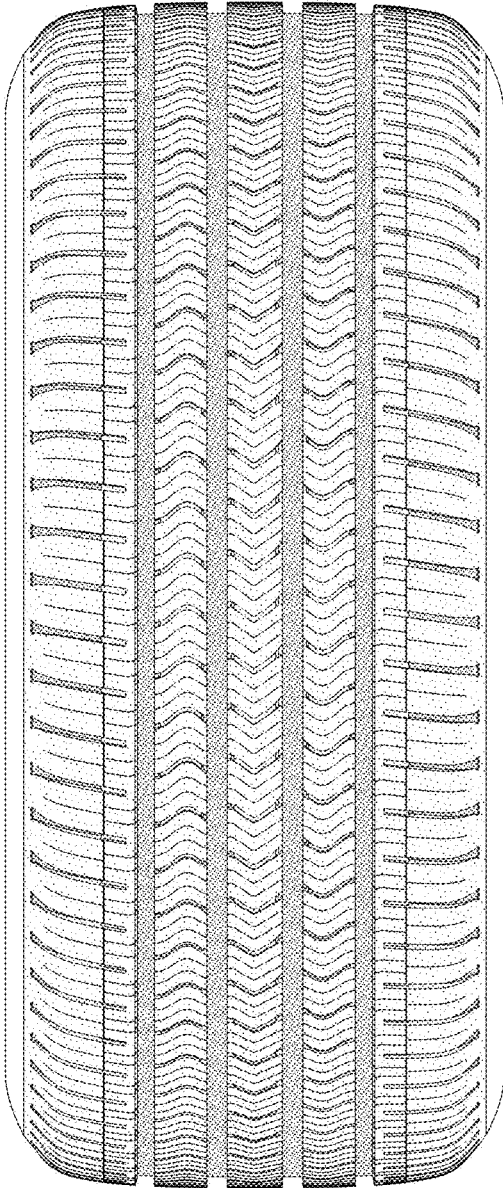


FIG - 12