



US00D932391S

(12) **United States Design Patent** (10) **Patent No.:** **US D932,391 S**
Montoya Bueloni (45) **Date of Patent:** **** Oct. 5, 2021**

(54) **VEHICLE BUMPER**
(71) Applicant: **VOLKSWAGEN AKTIENGESELLSCHAFT, Wolfsburg (DE)**
(72) Inventor: **Felipe Montoya Bueloni, Wolfsburg (DE)**

D708,997 S * 7/2014 Koizumi D12/169
D736,683 S * 8/2015 Glover D12/169
D855,502 S * 8/2019 Behmer D12/163
D885,994 S * 6/2020 Metros D12/163
D887,317 S * 6/2020 Metros D12/163
D901,342 S * 11/2020 Yang D12/163
D902,093 S * 11/2020 Behmer D12/163
D910,503 S * 2/2021 Battams D12/163

(73) Assignee: **VOLKSWAGEN AKTIENGESELLSCHAFT, Wolfsburg (DE)**

FOREIGN PATENT DOCUMENTS

WO DM079772 12/2012
WO DM086225 4/2015

(**) Term: **15 Years**

* cited by examiner

(21) Appl. No.: **29/743,040**

Primary Examiner — Melody N Brown

(22) Filed: **Jul. 17, 2020**

(74) *Attorney, Agent, or Firm* — Lucas & Mercanti, LLP; Klaus P. Stoffel

(30) **Foreign Application Priority Data**

(57) **CLAIM**

Feb. 3, 2020 (WO) WIPO91632

The ornamental design for a vehicle bumper, as shown and described.

(51) **LOC (13) CL.** **12-16**

DESCRIPTION

(52) **U.S. CL.**
USPC **D12/169**

(58) **Field of Classification Search**
USPC D12/169, 163, 196, 86, 90-92;
296/180.1, 180.2; 293/102, 113, 115,
293/117, 120
CPC B60R 19/52; B60R 2019/25; B62D 25/084
See application file for complete search history.

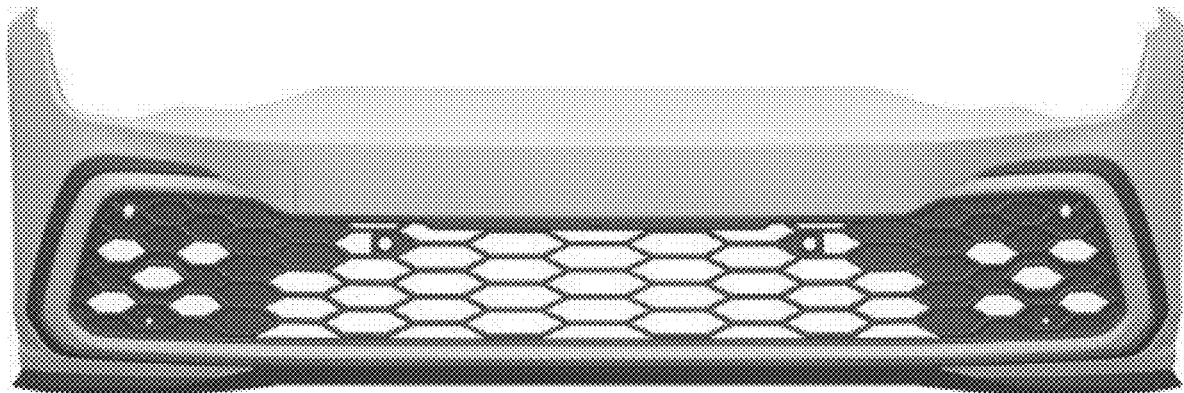
FIG. 1 is a front and right side perspective view of a vehicle bumper showing my new design;
FIG. 2 is a front and left side perspective view thereof;
FIG. 3 is a rear and right side perspective view thereof;
FIG. 4 is a rear and left side perspective view thereof;
FIG. 5 is a left side view thereof;
FIG. 6 is a right side view thereof;
FIG. 7 is a front view thereof;
FIG. 8 is a rear view thereof;
FIG. 9 is a top view thereof; and,
FIG. 10 is a bottom view thereof.

(56) **References Cited**

U.S. PATENT DOCUMENTS

D600,602 S * 9/2009 Endoh D12/169
D664,904 S * 8/2012 Koyama D12/169

1 Claim, 6 Drawing Sheets



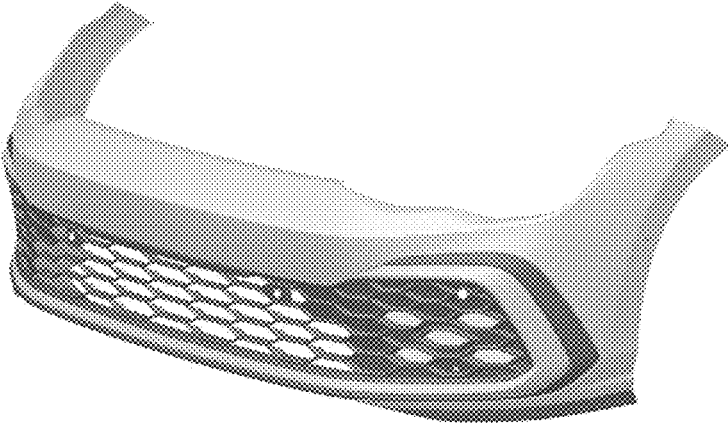


Fig. 1

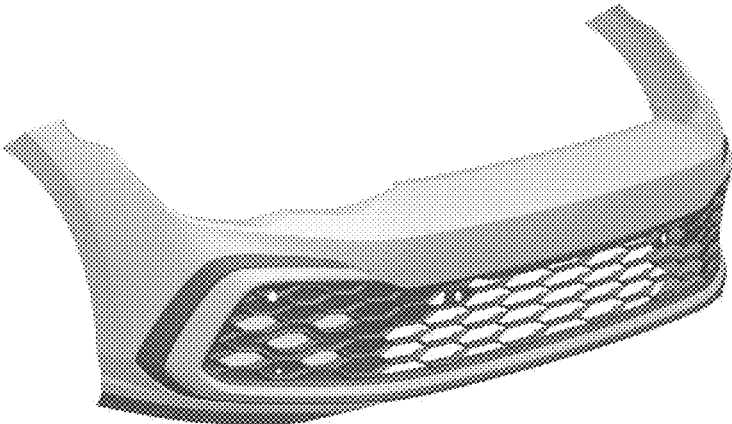


Fig. 2

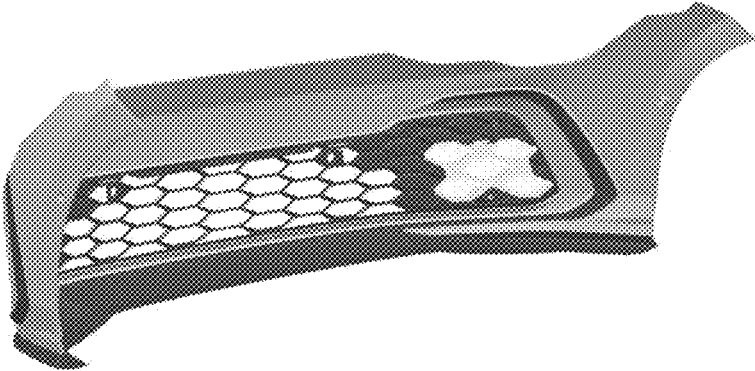


Fig. 3

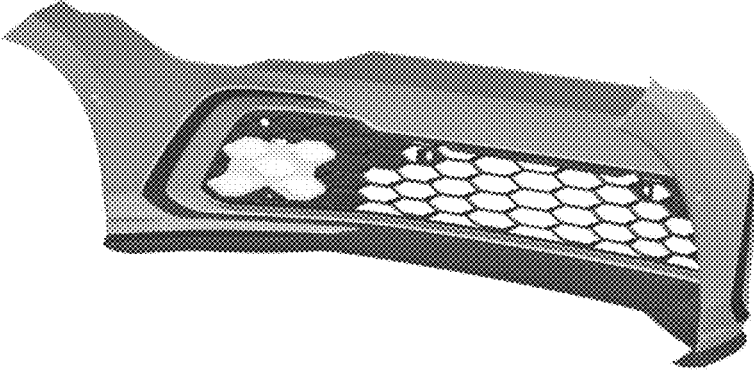


Fig. 4

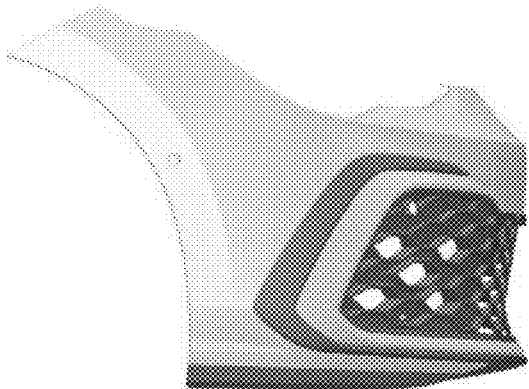


Fig. 5

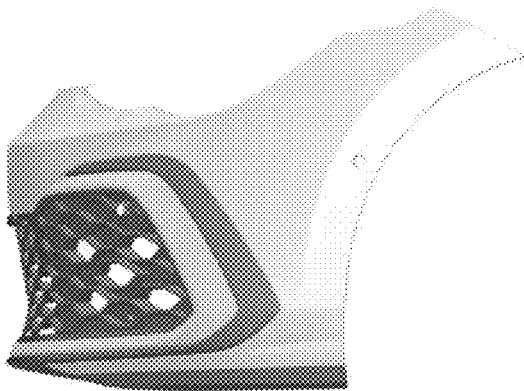


Fig. 6

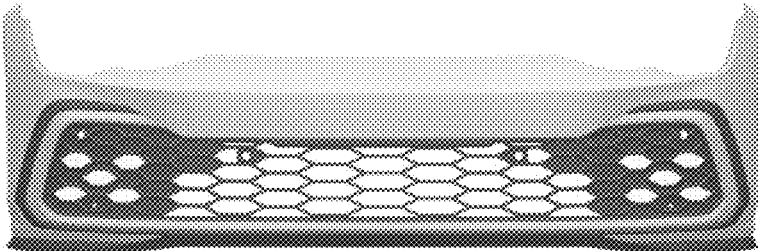


Fig. 7

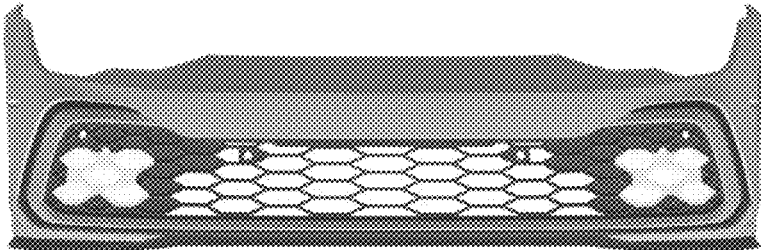


Fig. 8




Fig. 9




Fig. 10