



US00D715923S

(12) **United States Design Patent**  
**Cardin et al.**

(10) **Patent No.:** **US D715,923 S**

(45) **Date of Patent:** **\*\* Oct. 21, 2014**

(54) **SANITARY NAPKIN**

(75) Inventors: **Jeannine Cardin**, St-Eugène (CA);  
**Helmut Georgi**, Drummondville (CA)

(73) Assignee: **Fempro I Inc.** (CA)

(\*\*) Term: **14 Years**

(21) Appl. No.: **29/425,362**

(22) Filed: **Jun. 21, 2012**

(51) **LOC (10) Cl.** ..... **24-04**

(52) **U.S. Cl.**  
USPC ..... **D24/125**

(58) **Field of Classification Search**  
USPC ..... D24/124, 125, 126; 604/358, 361, 378,  
604/362, 383, 384, 385.01, 386, 387, 391;  
D5/57, 60-62  
See application file for complete search history.

(56) **References Cited**

**U.S. PATENT DOCUMENTS**

D439,332 S \* 3/2001 Velazquez et al. .... D24/125  
D448,476 S \* 9/2001 Page et al. .... D24/124

(Continued)

*Primary Examiner* — Michael A Pratt

*Assistant Examiner* — Michelle E Wilson

(74) *Attorney, Agent, or Firm* — St. Onge Steward Johnston  
& Reens LLC

(57) **CLAIM**

The ornamental design for a sanitary napkin, as shown and described.

**DESCRIPTION**

FIG. 1 is a top plan view of the sanitary napkin according to the first variant;

FIG. 2 is a bottom plan view thereof;

FIG. 3 is a front view thereof, the rear view being identical;

FIG. 4 is a side view thereof, the other side view being a mirror image thereof;

FIG. 5 is a top plan view of the sanitary napkin according to the second variant;

FIG. 6 is a bottom plan view thereof;

FIG. 7 is a front view thereof, the rear view being identical;

FIG. 8 is a side view thereof, the other side view being a mirror image thereof;

FIG. 9 is a top plan view of the sanitary napkin according to the third variant;

FIG. 10 is a bottom plan view thereof;

FIG. 11 is a front view thereof, the rear view being identical;

FIG. 12 is a side view thereof, the other side view being a mirror image thereof;

FIG. 13 is a top plan view of the sanitary napkin according to the fourth variant;

FIG. 14 is a bottom plan view thereof;

FIG. 15 is a front view thereof, the rear view being identical;

FIG. 16 is a side view thereof, the other side view being mirror image thereof;

FIG. 17 is a top plan view of the sanitary napkin according to the fifth variant;

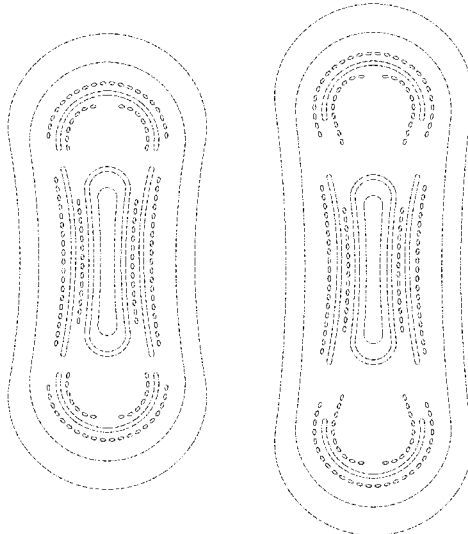
FIG. 18 is a bottom plan view thereof;

FIG. 19 is a front view thereof, the rear view being identical; and,

FIG. 20 is a side view thereof, the other side view being a mirror image thereof.

The design consists of the features of pattern and ornament of the portions of the sanitary napkin shown in solid lines in the drawings. The portions of the drawings shown in stippled lines do not form part of the claimed design.

**1 Claim, 15 Drawing Sheets**



(56)

References Cited

U.S. PATENT DOCUMENTS

D460,176 S *	7/2002	Carlucci et al. ....	D24/125	D600,805 S *	9/2009	Hood et al. ....	D24/124
D468,426 S *	1/2003	Edens et al. ....	D24/124	7,589,249 B2 *	9/2009	Gubernick et al. ....	604/378
D473,940 S *	4/2003	Hantke et al. ....	D24/124	7,674,949 B2 *	3/2010	Wahlstrom et al. ....	604/380
D475,456 S *	6/2003	Gell .....	D24/125	7,686,790 B2 *	3/2010	Rasmussen et al. ....	604/317
6,590,138 B2 *	7/2003	Onishi .....	604/378	D614,294 S *	4/2010	Hedbratt et al. ....	D24/125
D478,661 S *	8/2003	Levy et al. ....	D24/125	D614,766 S *	4/2010	Hernandez .....	D24/125
D482,785 S *	11/2003	Lord .....	D24/125	D615,194 S *	5/2010	Hedbratt et al. ....	D24/125
D482,786 S *	11/2003	Harriz .....	D24/125	7,754,940 B2 *	7/2010	Brisebois et al. ....	604/380
D496,100 S *	9/2004	Ecker .....	D24/125	7,842,022 B2 *	11/2010	Vegli et al. ....	604/387
D511,001 S *	10/2005	Christianson et al. ....	D24/125	7,857,797 B2 *	12/2010	Kudo et al. ....	604/385.01
7,145,054 B2 *	12/2006	Zander et al. ....	604/380	D631,151 S *	1/2011	Lundstrom et al. ....	D24/124
D542,409 S *	5/2007	Wannaborworn et al. ...	D24/125	7,994,385 B2 *	8/2011	Hernandez .....	604/378
D554,254 S *	10/2007	Cole .....	D24/125	D645,960 S *	9/2011	Hood et al. ....	D24/124
				8,093,448 B2 *	1/2012	De Carvalho et al. ....	604/378
				D664,642 S *	7/2012	Hood et al. ....	D24/125
				2013/0345656 A1 *	12/2013	Kato et al. ....	604/375

\* cited by examiner

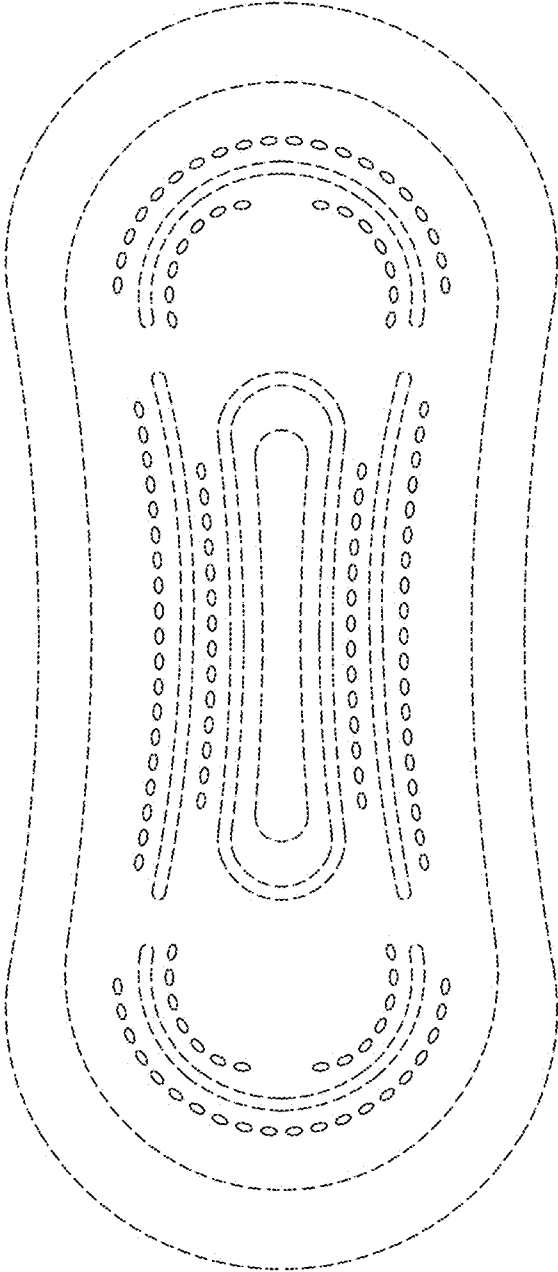


FIG. 1




FIG. 2




FIG. 3

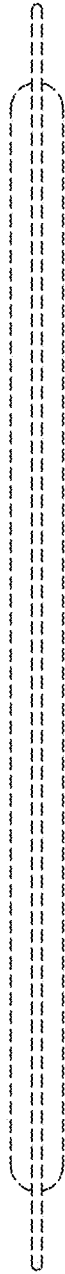


FIG. 4

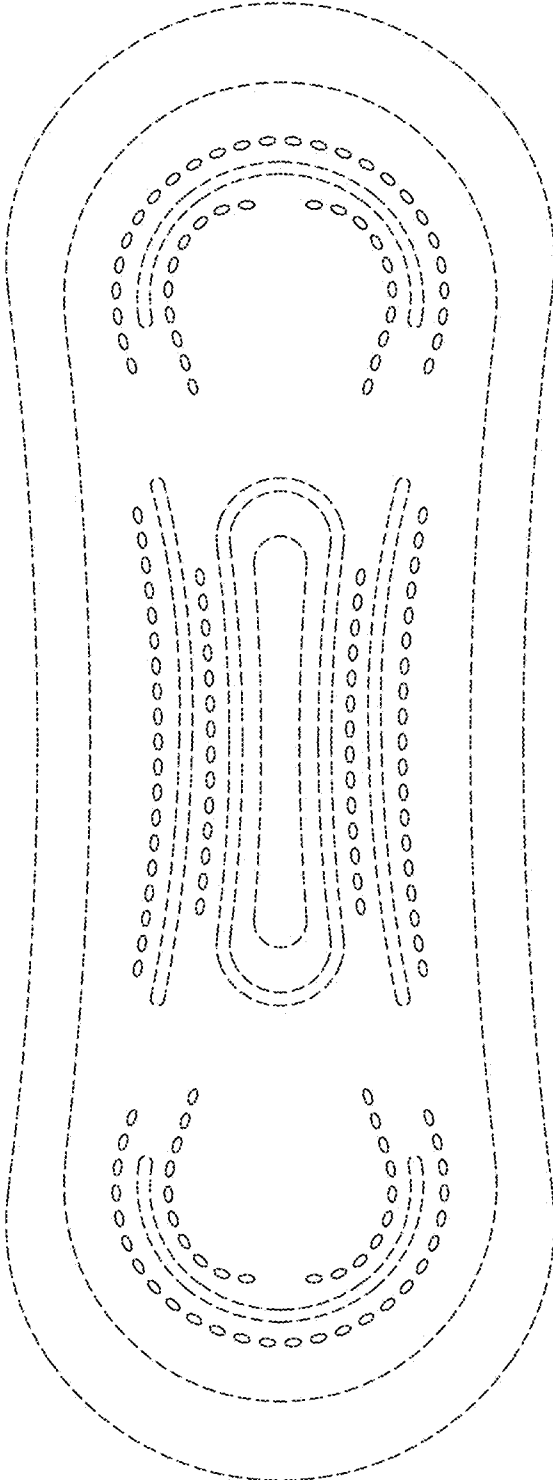


FIG. 5




FIG. 6



FIG. 7

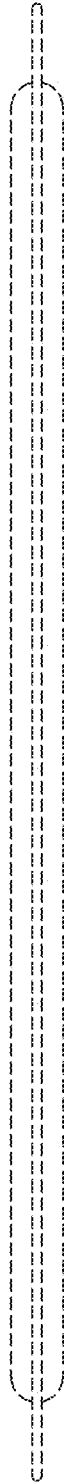


FIG. 8



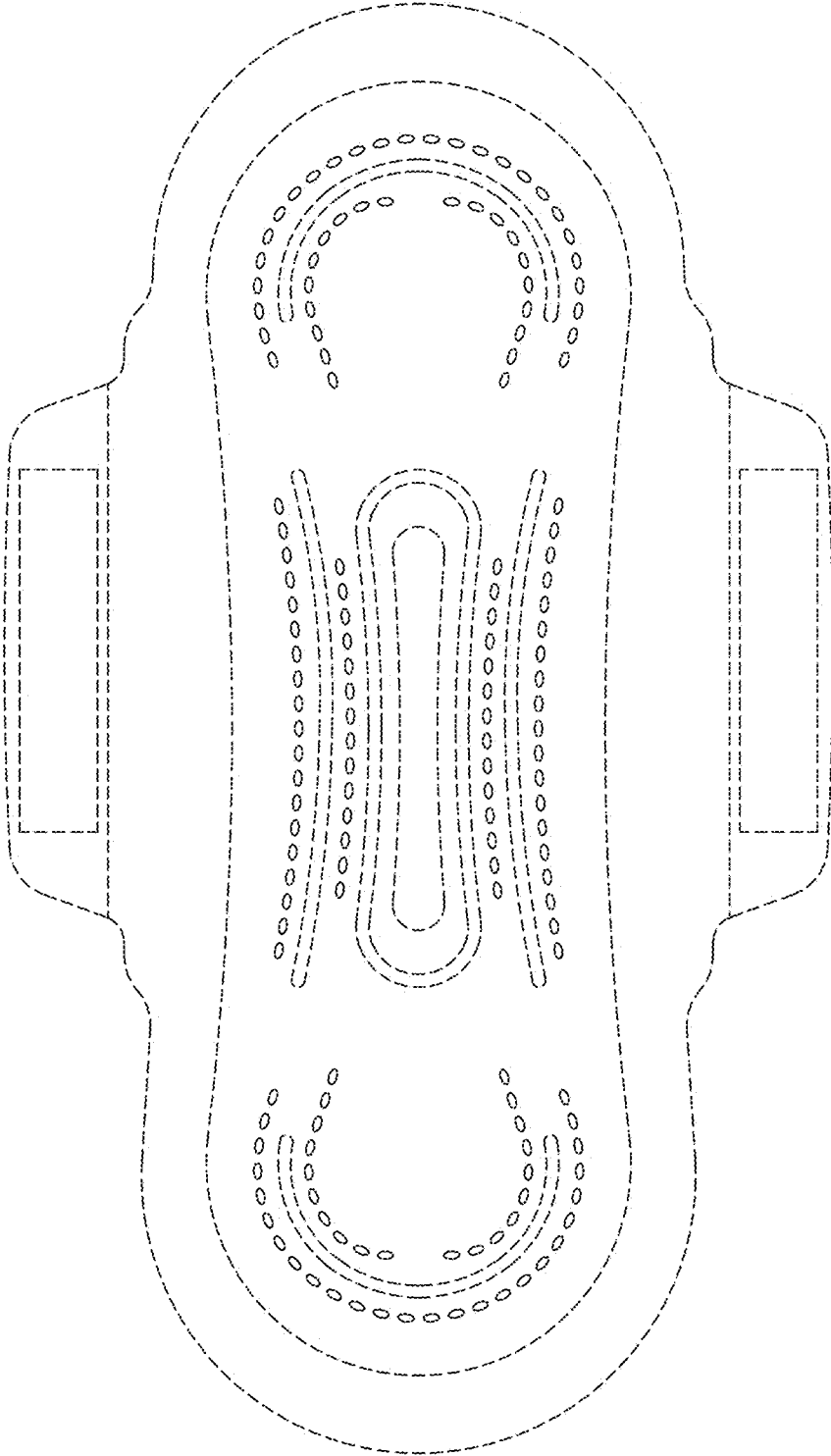


FIG. 9

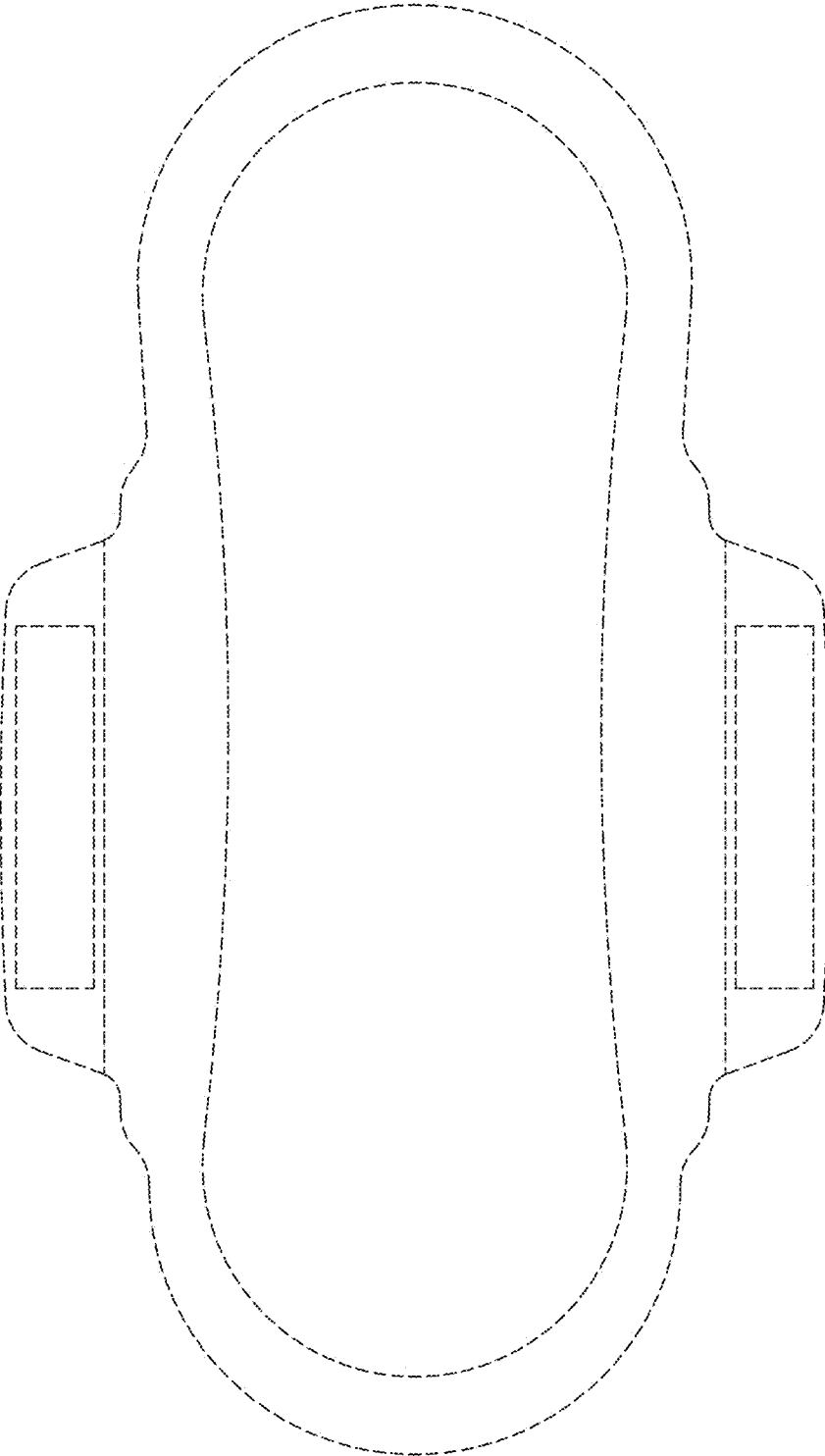


FIG. 10




FIG. 11

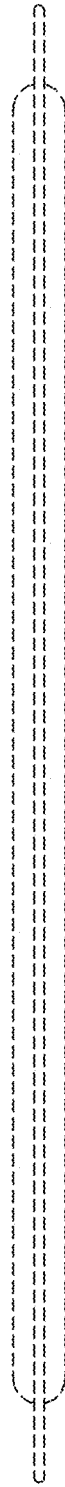


FIG. 12

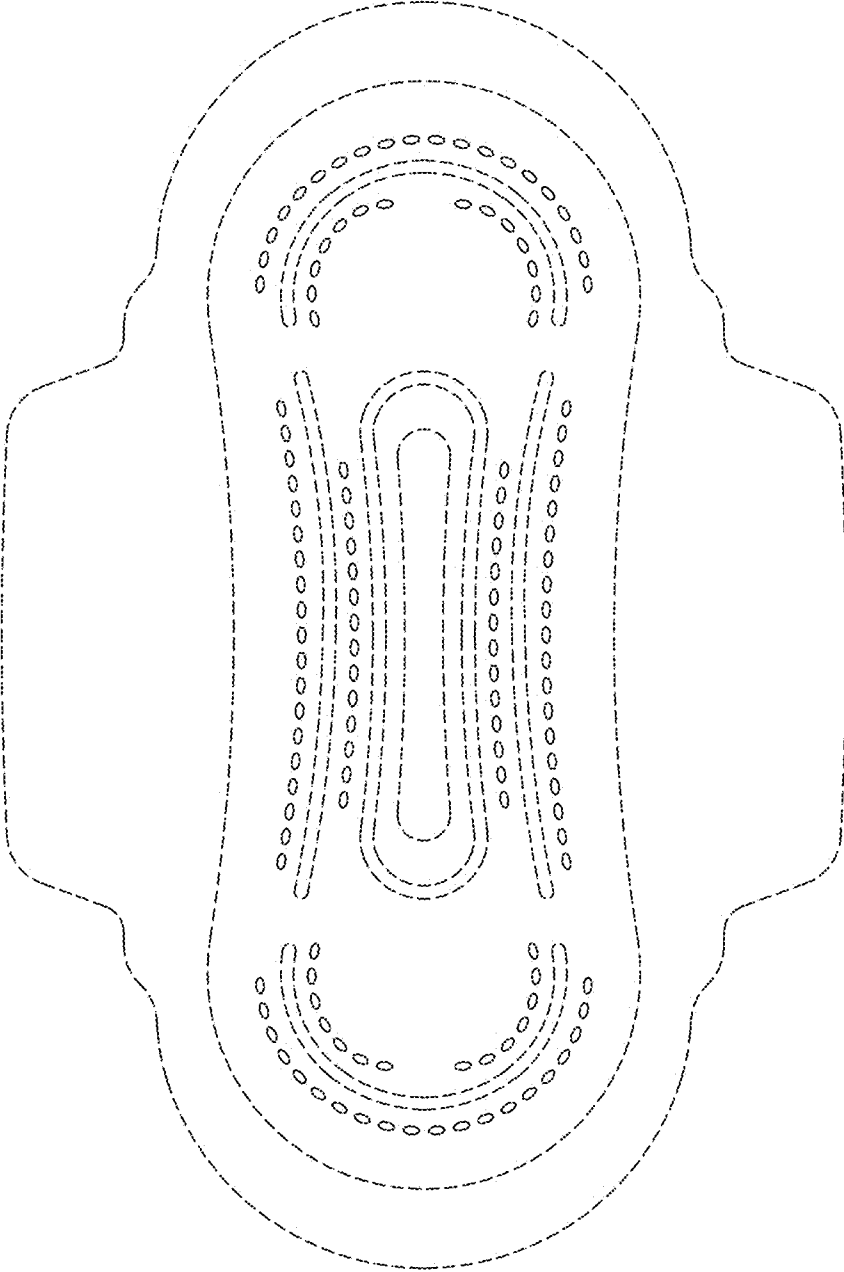


FIG. 13

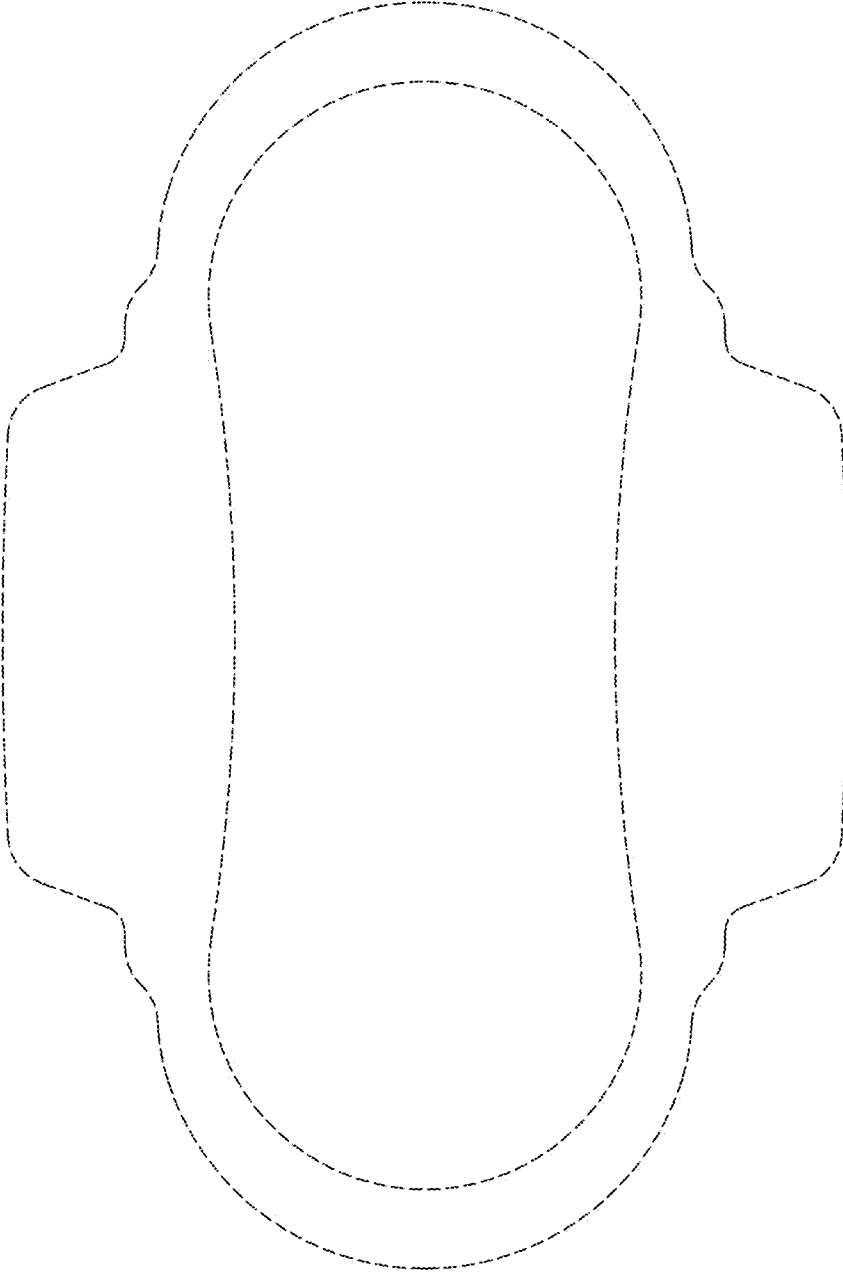


FIG. 14




FIG. 15

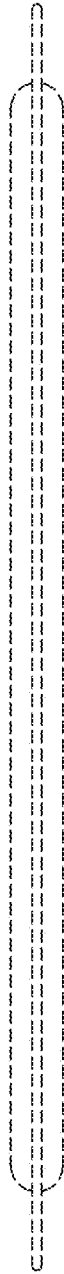


FIG. 16

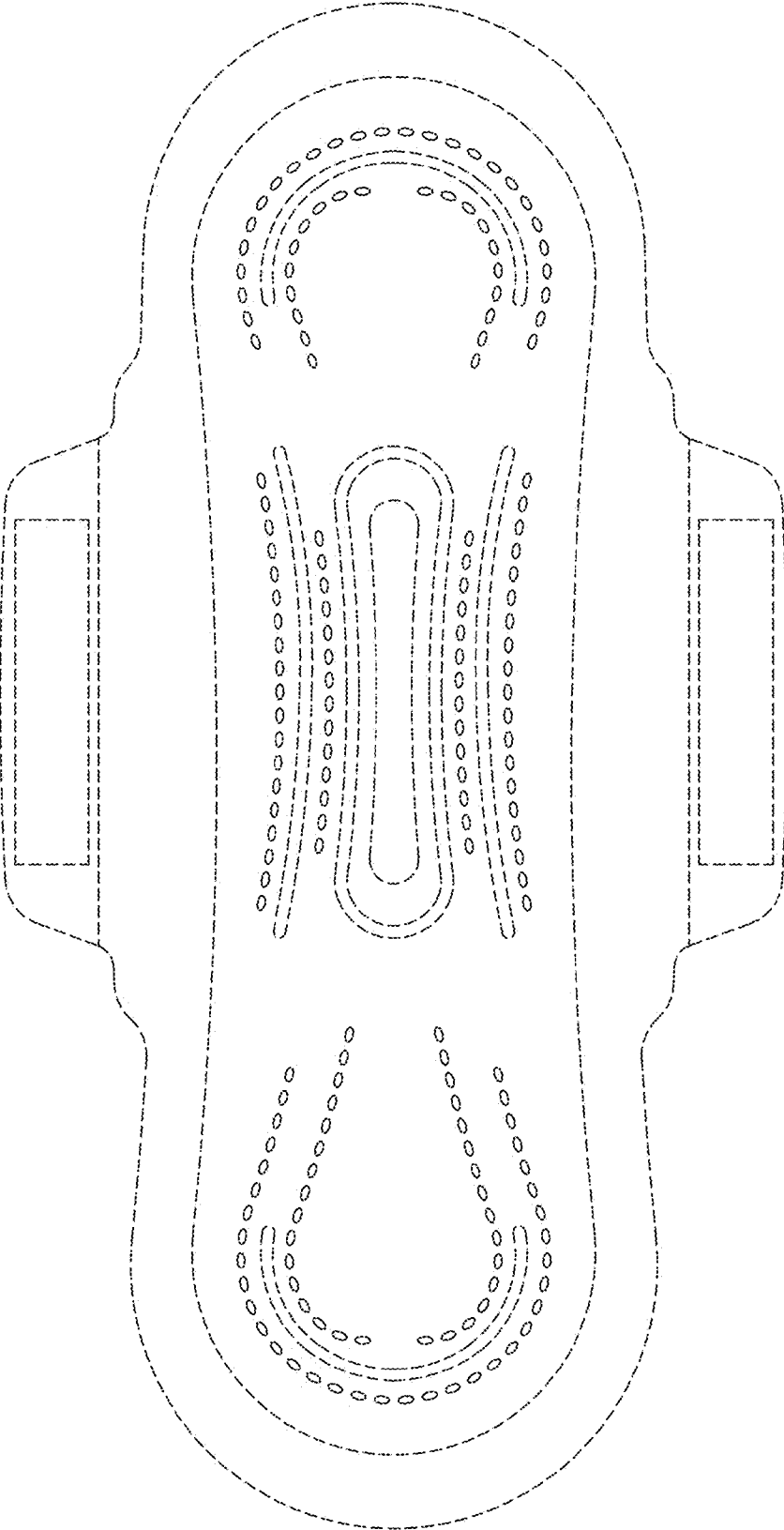


FIG. 17

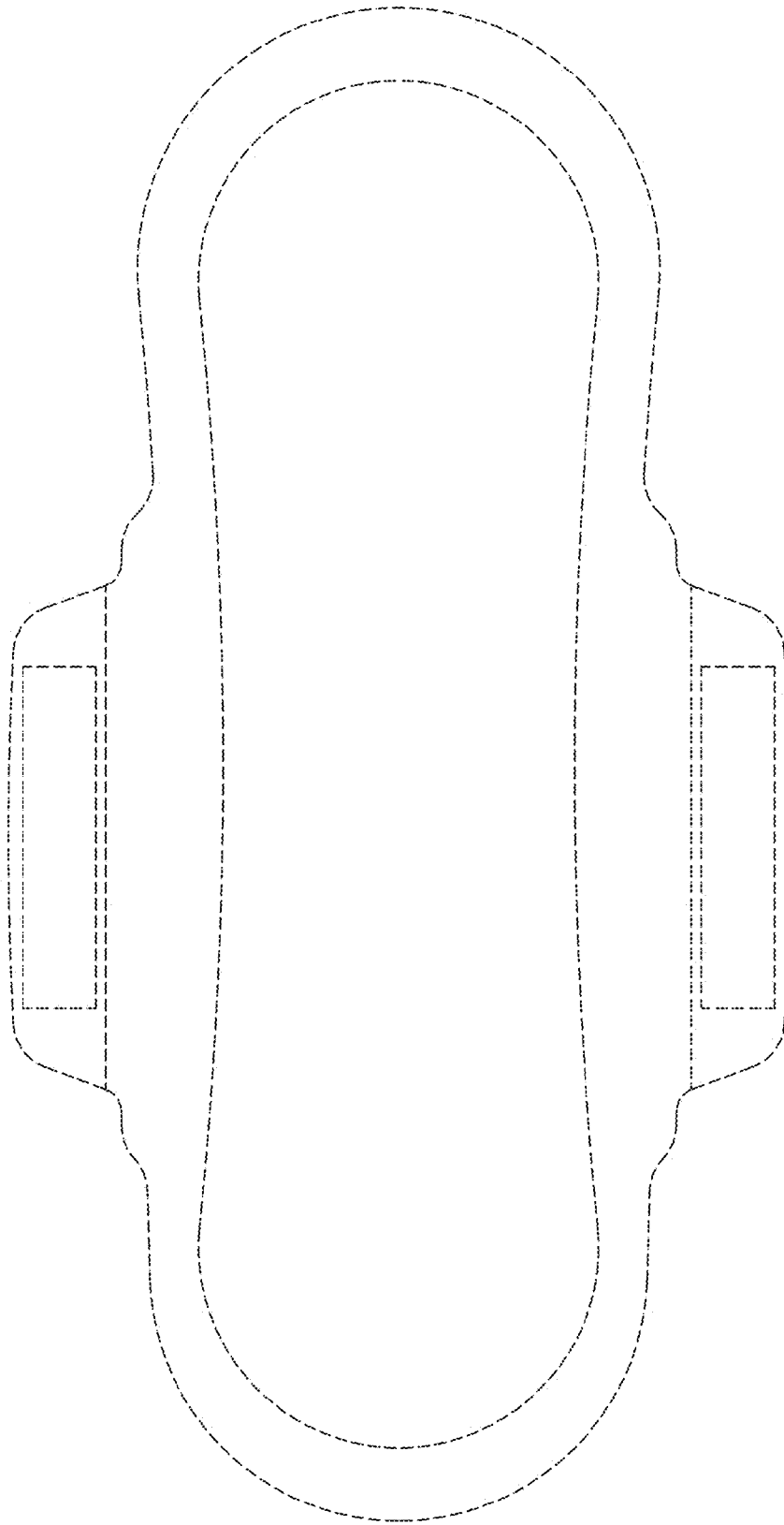


FIG. 18






FIG. 19

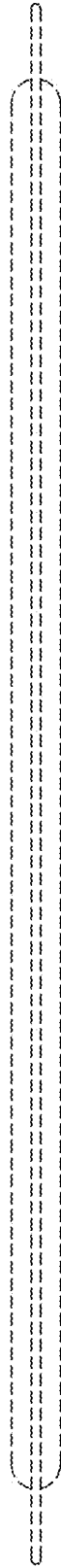


FIG. 20