



US00D605369S

(12) **United States Design Patent**  
**Petersen**

(10) **Patent No.:** **US D605,369 S**

(45) **Date of Patent:** **\*\* Dec. 1, 2009**

(54) **PET LITTER RECEPTACLE**

(75) Inventor: **Troy Petersen**, Rosemount, MN (US)

(73) Assignee: **Royal Pet Incorporated**, Inver Grove Heights, MN (US)

(\*\*) Term: **14 Years**

(21) Appl. No.: **29/298,024**

(22) Filed: **Nov. 27, 2007**

(51) **LOC (9) Cl.** ..... **30-99**

(52) **U.S. Cl.** ..... **D30/161**

(58) **Field of Classification Search** ..... D30/108-109,  
D30/112-113, 117-118, 161; 119/163, 165-170,  
119/452, 474, 496-498, 500

See application file for complete search history.

(56) **References Cited**

**U.S. PATENT DOCUMENTS**

268,862 A *	12/1882	Browne	4/584
1,238,349 A	8/1917	Shreve	
2,469,784 A	5/1949	Quinn	
3,762,369 A	10/1973	Barnum	119/1
3,818,865 A	6/1974	Sinclair	119/1
3,890,931 A	6/1975	Saver	119/1
4,972,800 A	11/1990	Bennett et al.	119/166
4,979,469 A	12/1990	Clark	119/161
5,080,046 A	1/1992	Cassone	119/168
5,195,464 A *	3/1993	Mutter	119/165
5,207,772 A *	5/1993	Lauretta et al.	119/167
5,218,930 A *	6/1993	Casmira	119/165
5,355,837 A	10/1994	Reyes	119/161
5,791,289 A	8/1998	Savicki	119/165
D397,833 S *	9/1998	Adams Zurawin	D32/53.1

5,887,546 A	3/1999	Gruel	119/165
5,992,350 A *	11/1999	Manzo	119/165
6,059,247 A	5/2000	Olivadoti	248/346.04
6,109,212 A *	8/2000	Schacherbauer	119/165
6,354,243 B1	3/2002	Lewis, II et al.	119/165
6,550,423 B1	4/2003	Pope	119/161
D498,025 S	11/2004	Tessier et al.	D30/161
D526,748 S *	8/2006	Van Skiver	D30/161
D533,974 S *	12/2006	Hirokawa et al.	D30/161
D534,695 S *	1/2007	Van Skiver	D30/161
2005/0263089 A1 *	12/2005	Hirokawa et al.	119/165

\* cited by examiner

*Primary Examiner*—Cathy Anne MacCormac

(74) *Attorney, Agent, or Firm*—Westman, Champlin & Kelly, P.A.

(57) **CLAIM**

The ornamental design of a pet litter receptacle, as shown and described.

**DESCRIPTION**

FIG. 1 is a perspective view of the pet litter receptacle;

FIG. 2 is a right side view thereof;

FIG. 3 is a left side view thereof;

FIG. 4 is a front view thereof;

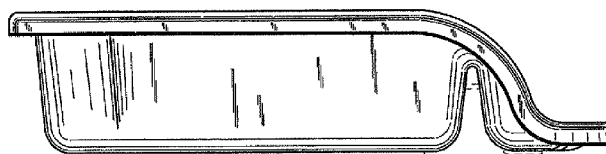
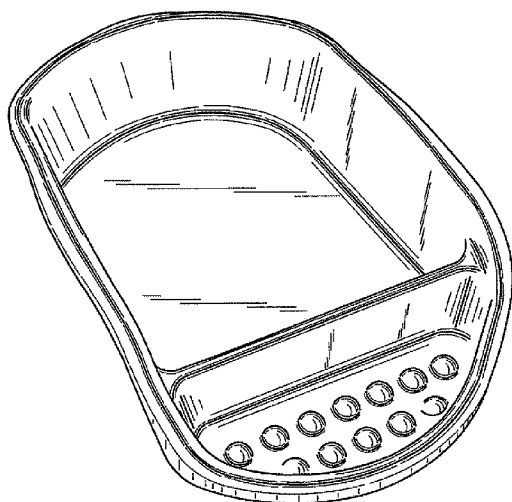
FIG. 5 is a back view thereof;

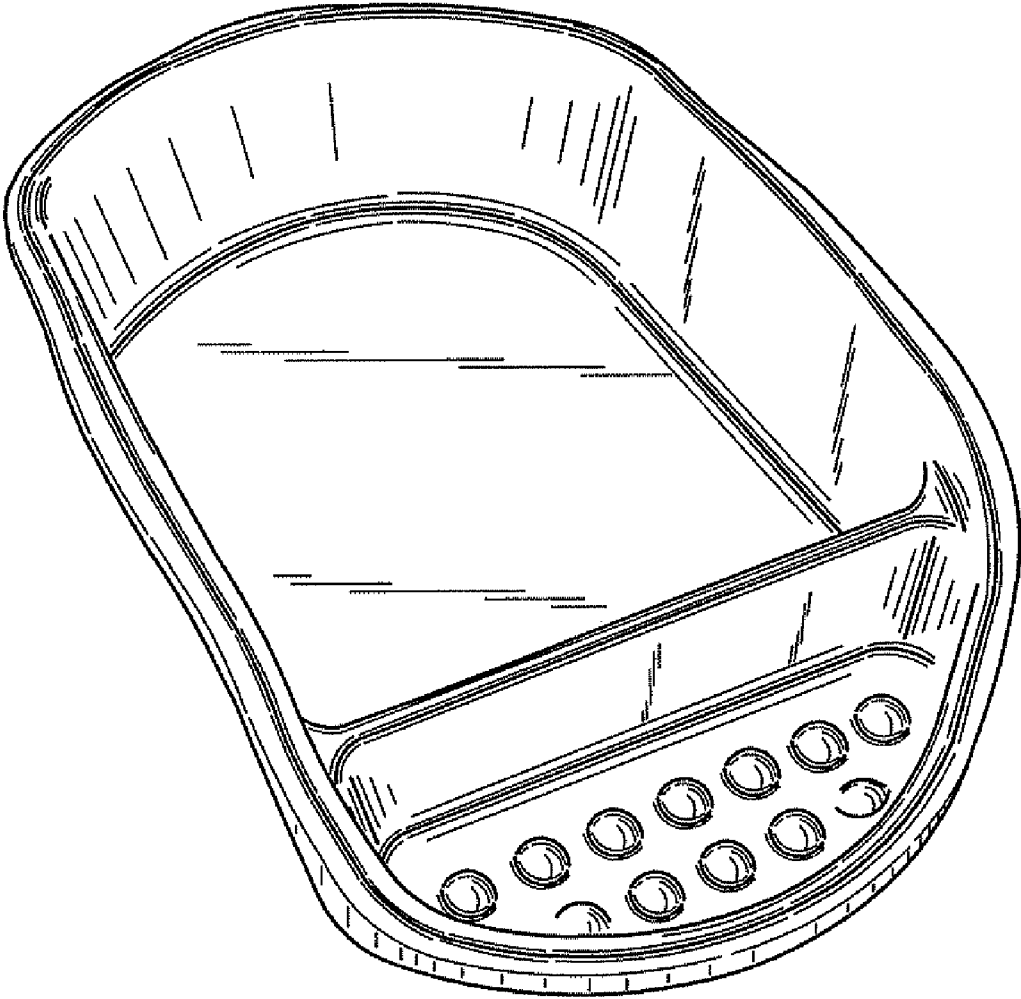
FIG. 6 is a top view thereof; and,

FIG. 7 is a bottom view thereof.

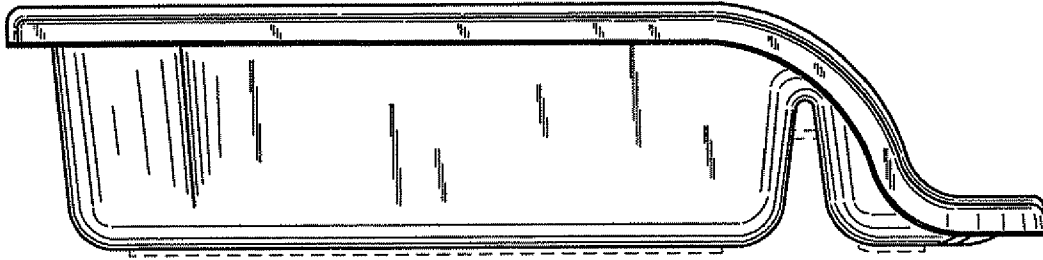
The broken lines are for illustrative purposes only and form no part of the claimed design.

**1 Claim, 5 Drawing Sheets**

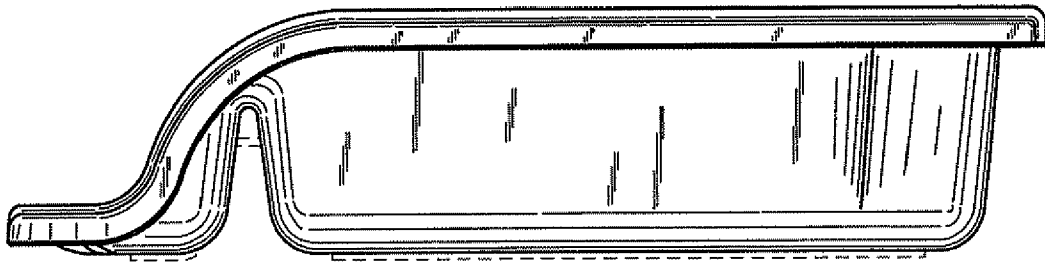




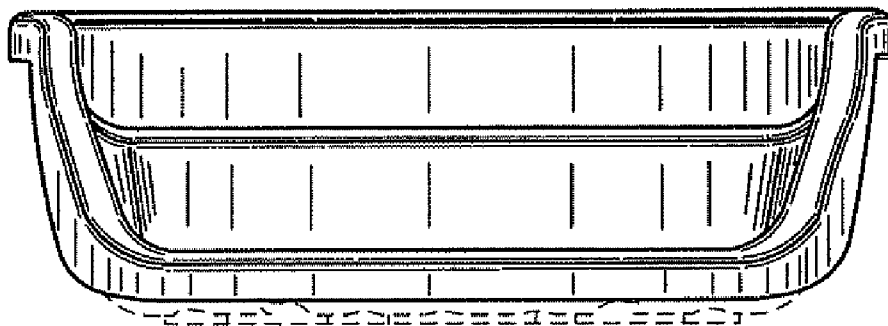
*Fig. 1*




*Fig. 2*



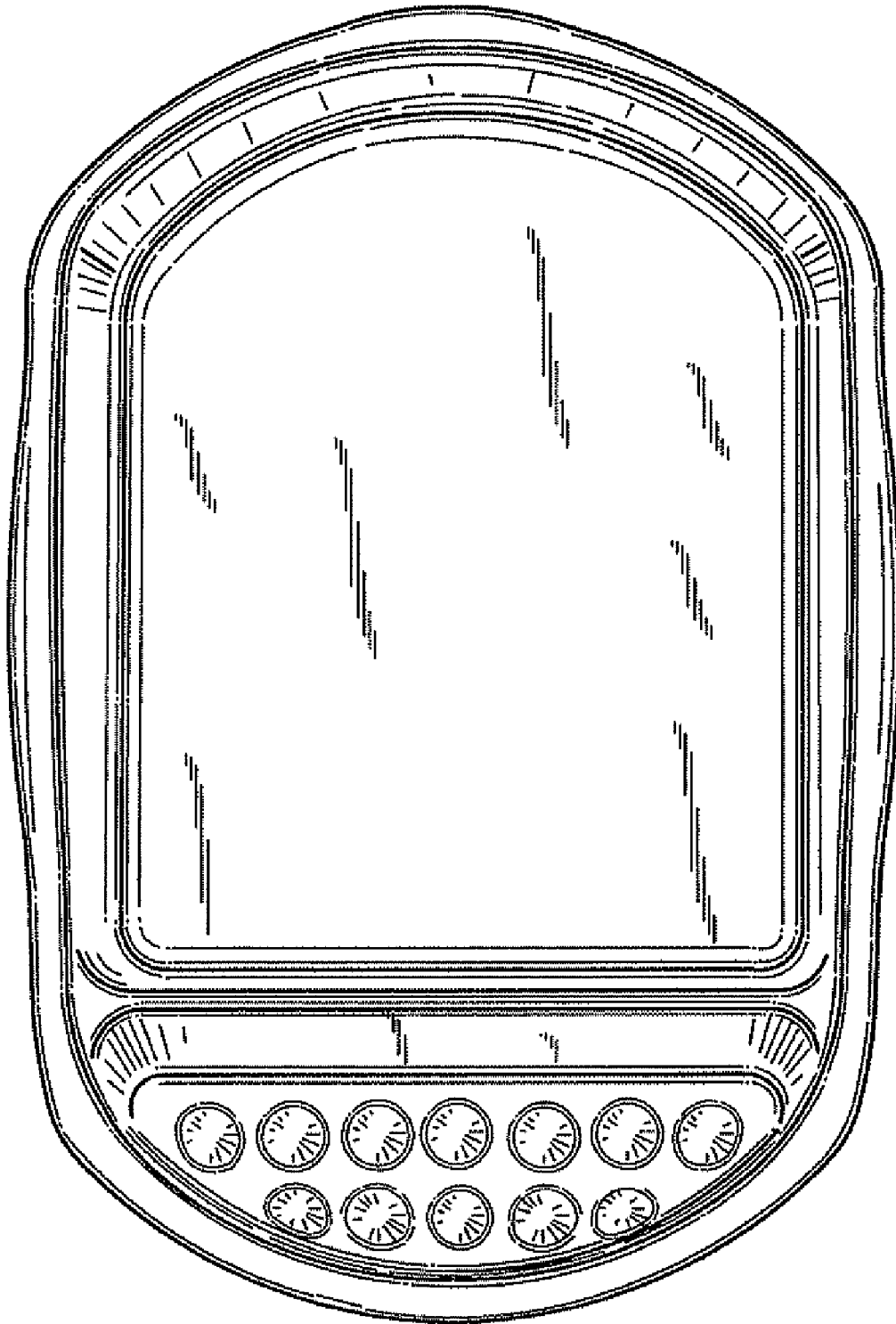
*Fig. 3*



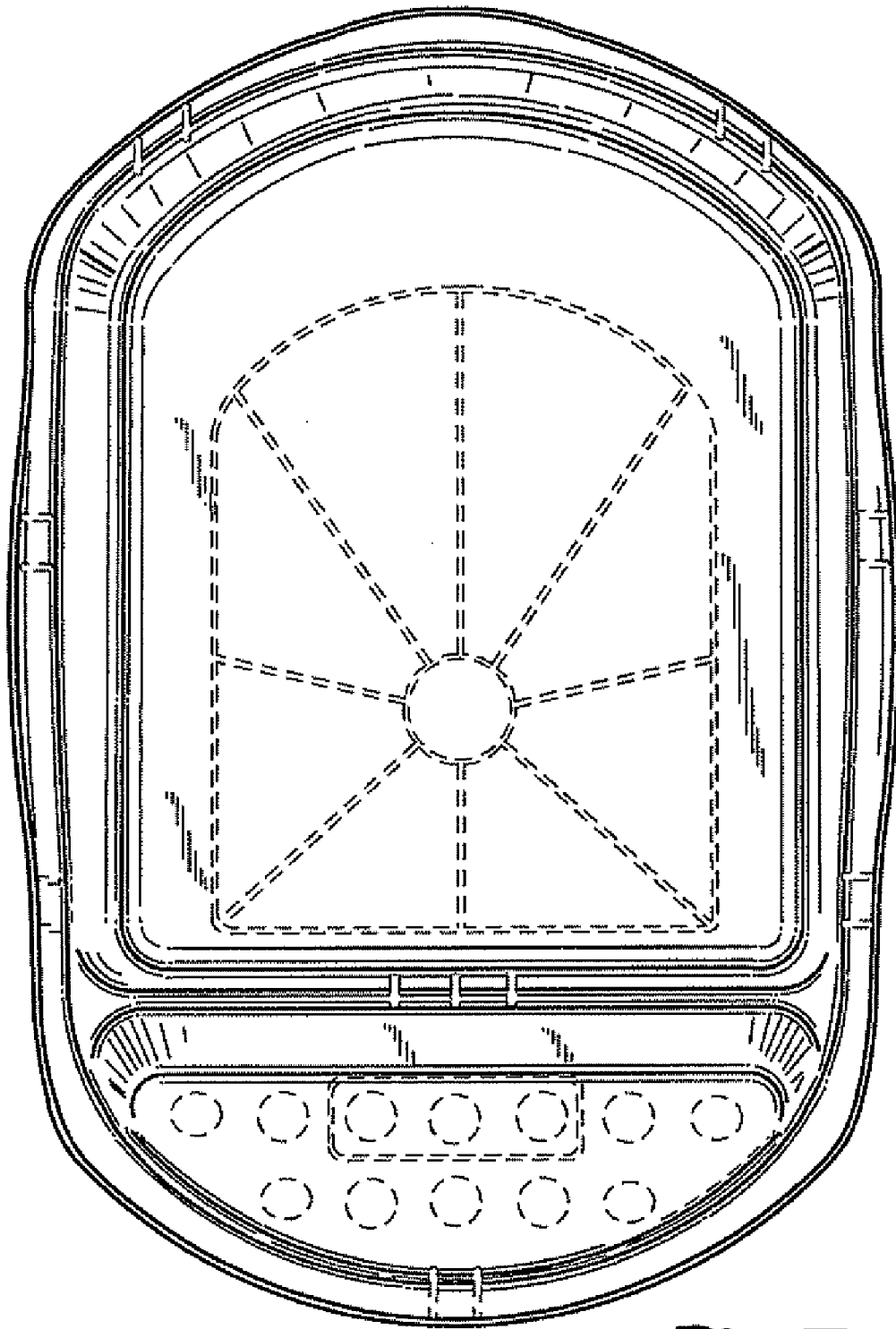
*Fig. 4*



*Fig. 5*



*Fig. 6*



*Fig. 7*