



US00D523577S

(12) **United States Design Patent**  
**Bayat et al.**

(10) **Patent No.:** **US D523,577 S**

(45) **Date of Patent:** **\*\* Jun. 20, 2006**

(54) **FLOURESCENT TASK LAMP**

(75) Inventors: **Bijan Bayat**, Dallas, TX (US); **James Newton**, Dallas, TX (US)

(73) Assignee: **Bayco Products, Ltd.**, Wylie, TX (US)

(\*\*) Term: **14 Years**

(21) Appl. No.: **29/227,162**

(22) Filed: **Apr. 7, 2005**

(51) **LOC (8) Cl.** ..... **26-02**

(52) **U.S. Cl.** ..... **D26/42**

(58) **Field of Classification Search** ..... D26/37-50;  
362/157, 158, 171-174, 183-208

See application file for complete search history.

(56) **References Cited**

**U.S. PATENT DOCUMENTS**

D409,776 S	*	5/1999	Ghode et al.	.....	D26/42
D421,143 S	*	2/2000	Kovacik et al.	.....	D26/42
6,534,926 B1		3/2003	Miller et al.	.....	315/224
D501,687 S	*	2/2005	Kovacik et al.	.....	D26/42
D501,688 S	*	2/2005	Kovacik et al.	.....	D26/42
D504,968 S	*	5/2005	Bayat et al.	.....	D26/42

**OTHER PUBLICATIONS**

2005 Catalog, Lighting and Cord Products, Bayco Products, Ltd., Nov. 2004, pp. 2, 3, 4.

2005 Catalog, Task Lighting for Industry, Bayco Products, Ltd., Nov. 2004, pp. 1, 2, 3.

\* cited by examiner

*Primary Examiner*—Marcus A. Jackson

(74) *Attorney, Agent, or Firm*—Stephen S. Mosher

(57)

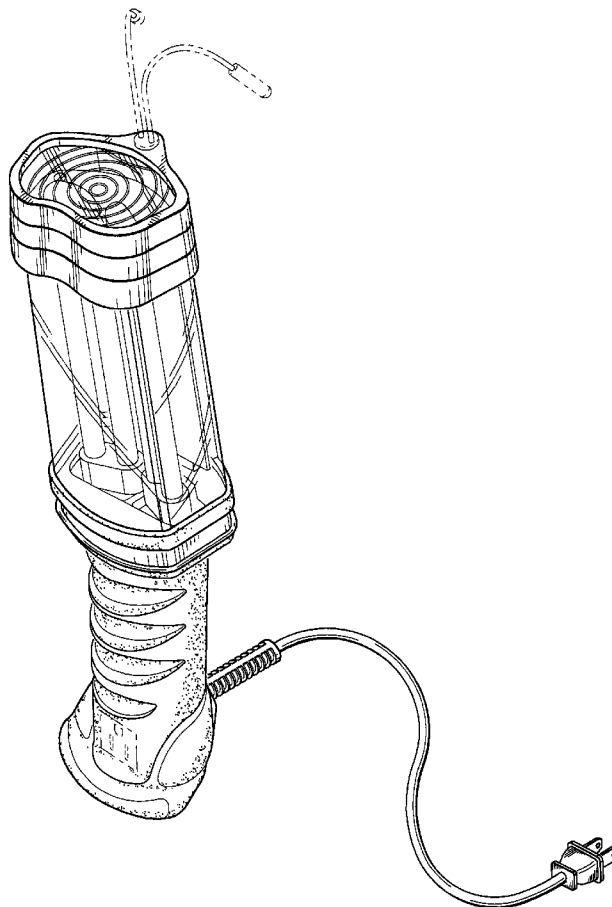
**CLAIM**

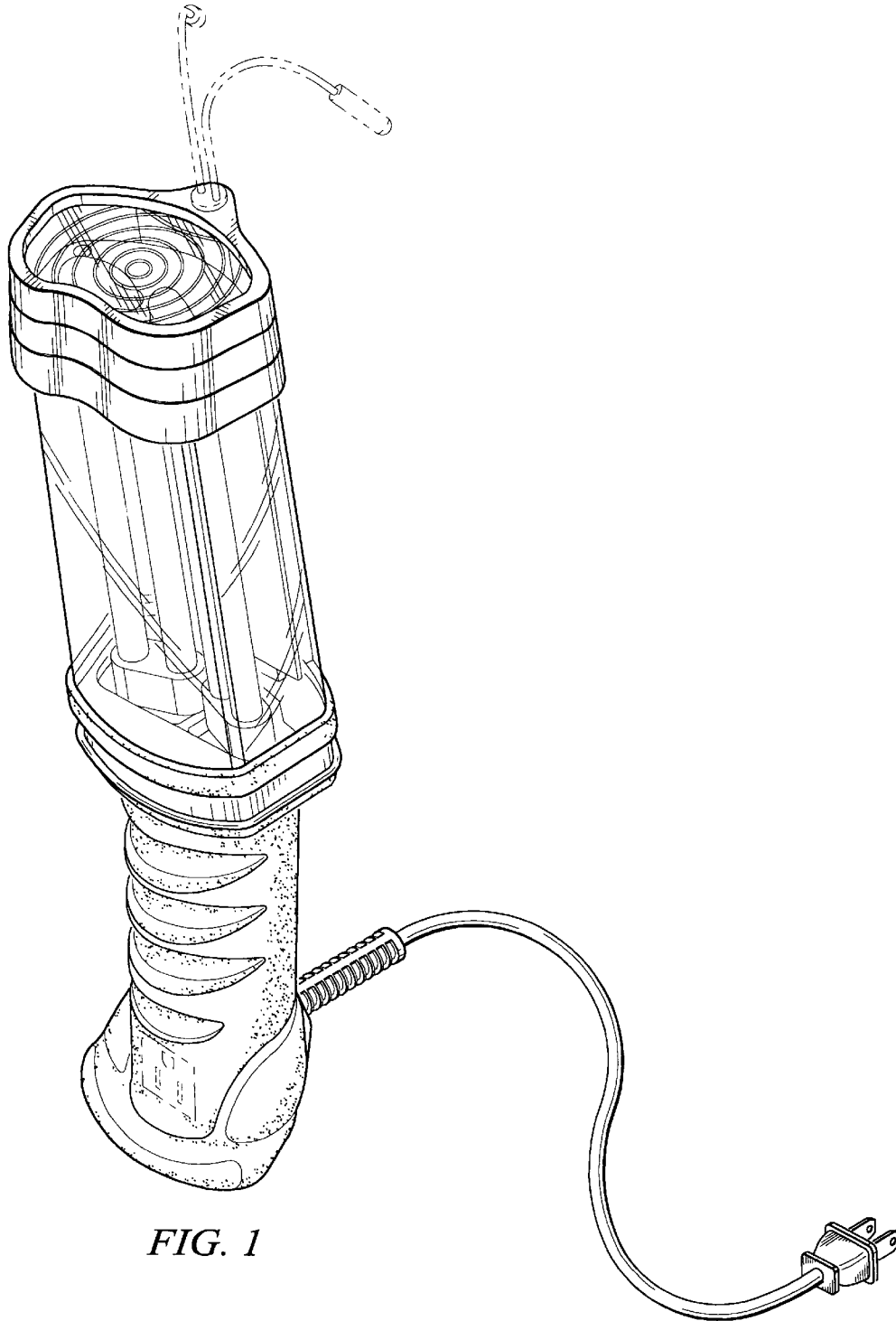
The ornamental design for a flourescent task lamp, as shown and described.

**DESCRIPTION**

FIG. 1 is a first perspective view of a flourescent task lamp; FIG. 2 is a front view of the flourescent task lamp, with the cord broken away to indicate indeterminate length; FIG. 3 is a first side view of the flourescent task lamp; FIG. 4 is a second side view of the flourescent task lamp; FIG. 5 is a back side view of the flourescent task lamp; FIG. 6 is a top side view of the flourescent task lamp; and, FIG. 7 is a bottom side view of the flourescent task lamp. The broken line showing is for illustrative purposes only and forms no part of the claimed design.

**1 Claim, 4 Drawing Sheets**





*FIG. 1*

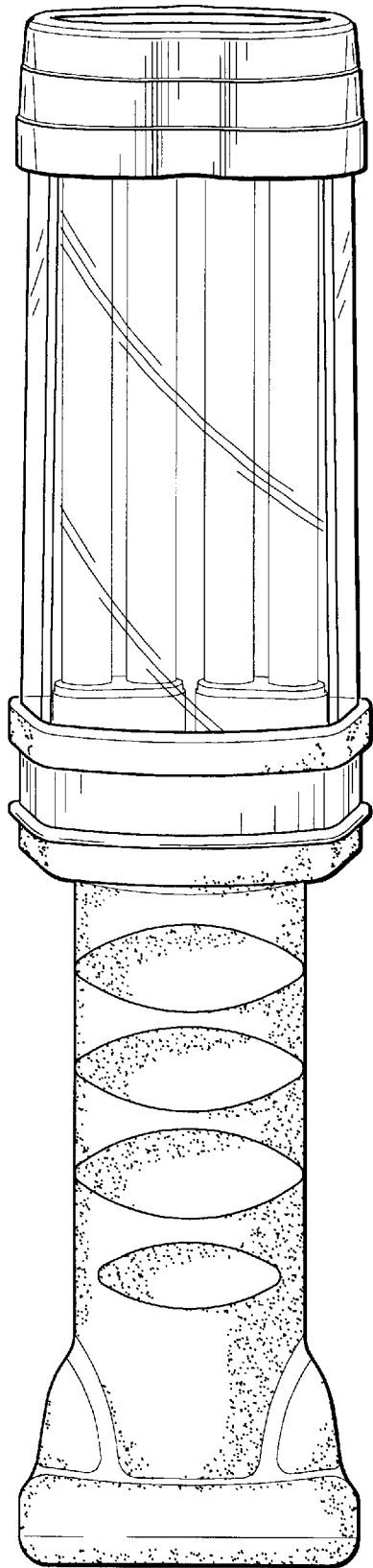


FIG. 2

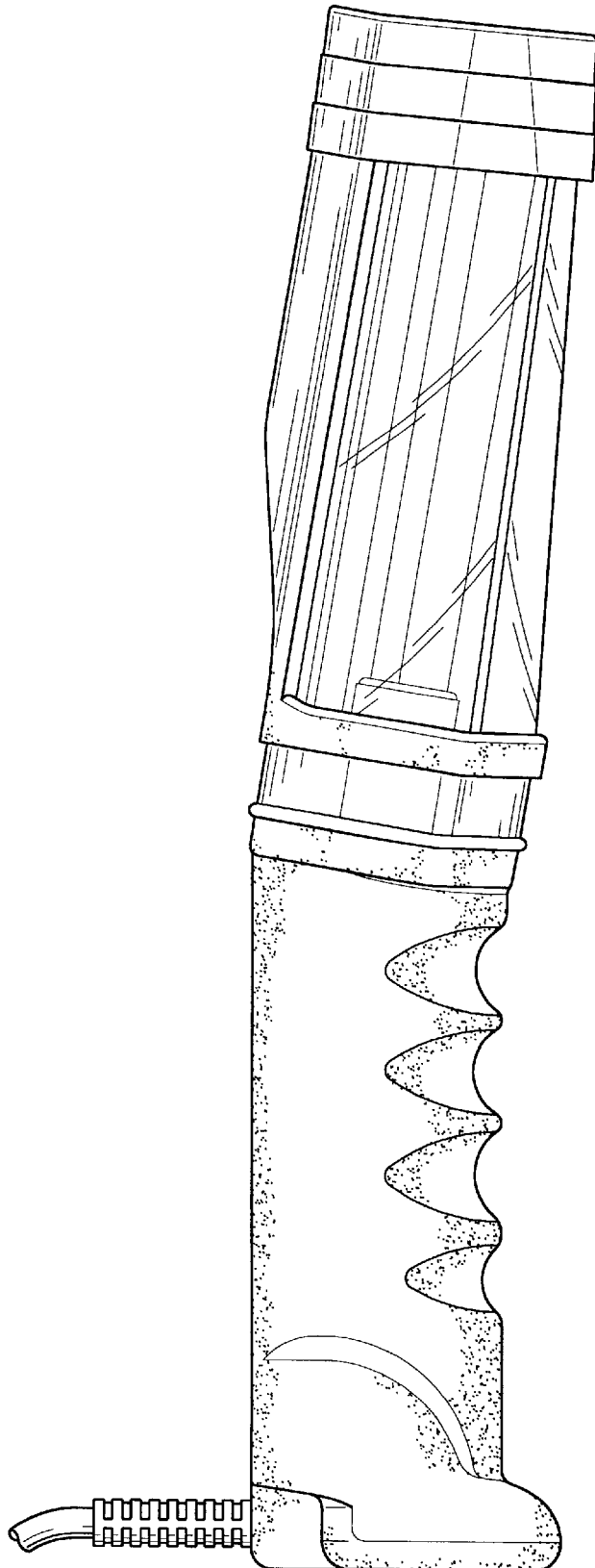


FIG. 3

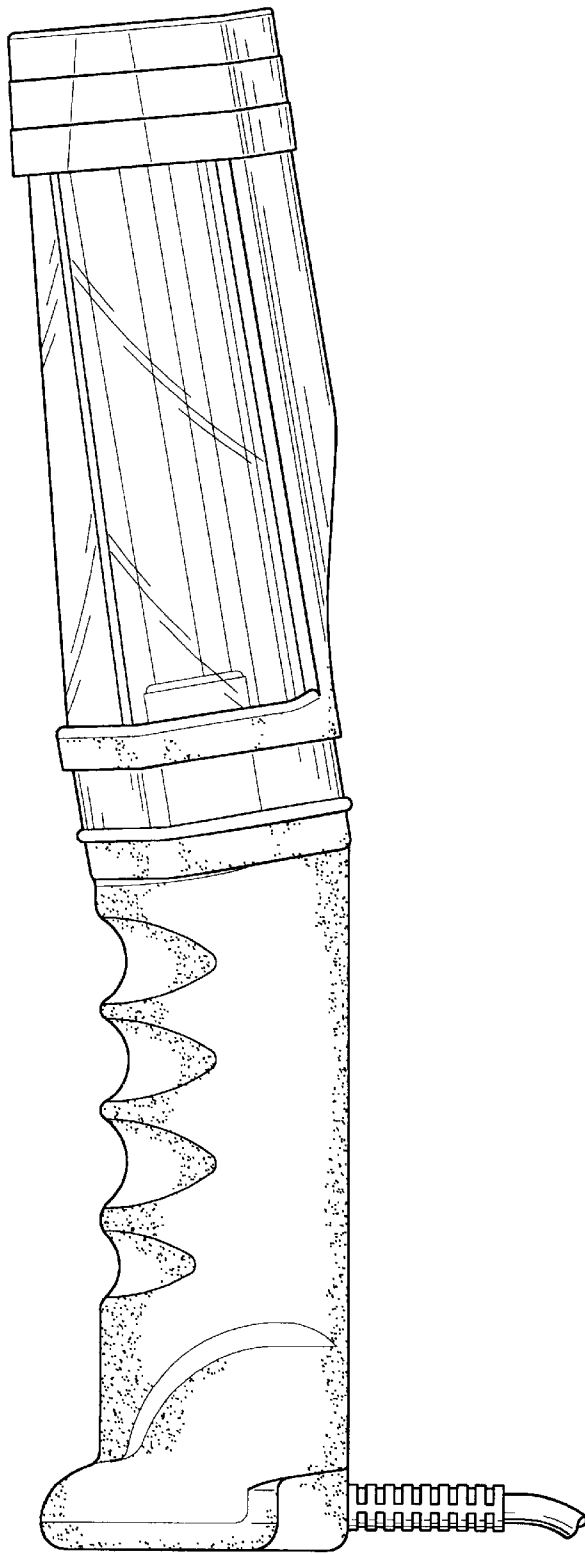


FIG. 4




FIG. 5

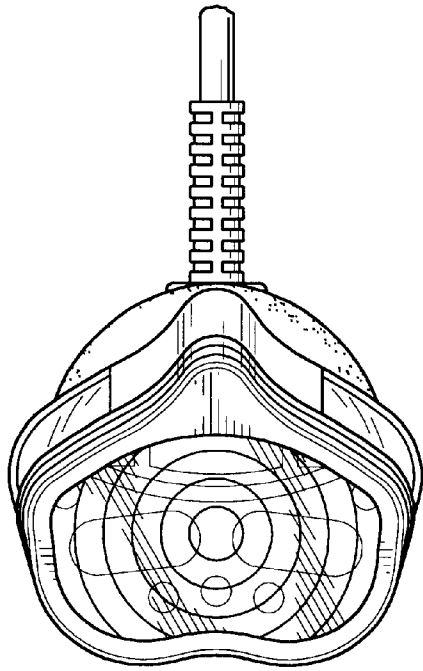


FIG. 6

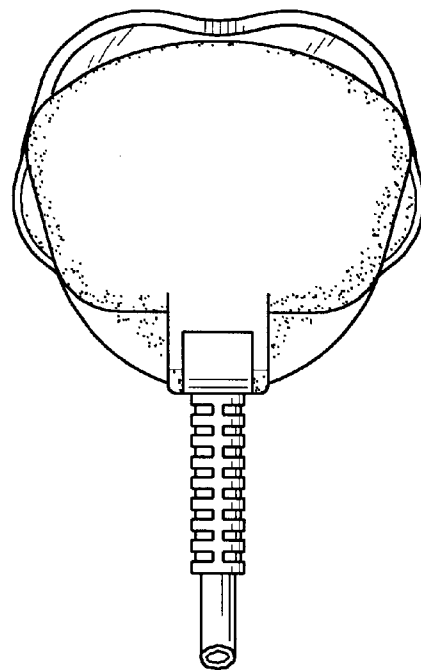


FIG. 7