



US00D718156S

(12) **United States Design Patent**
Demetrescu et al.

(10) **Patent No.:** **US D718,156 S**

(45) **Date of Patent:** **** Nov. 25, 2014**

- (54) **VEHICLE SCANNER**
- (71) Applicant: **Intuitive Intelligent Systems LLC**,
Pickerington, OH (US)
- (72) Inventors: **Bogdan Radu Demetrescu**,
Pickerington, OH (US); **Constantin Ovidiu Ilie**,
Bucharest (RO); **Catalin Victor Bartis**,
Bucharest (RO)
- (73) Assignee: **Intuitive Intelligent Systems, LLC**,
Pickerington, OH (US)
- (**) Term: **14 Years**
- (21) Appl. No.: **29/457,230**
- (22) Filed: **Jun. 7, 2013**
- (51) **LOC (10) Cl.** **10-04**
- (52) **U.S. Cl.**
USPC **D10/47; D10/104.1**
- (58) **Field of Classification Search**
CPC G01N 23/02; G01N 23/04; G01N 23/087;
G01N 2223/424; G01V 5/005; G01V 5/0041;
G01V 5/0008; G01V 5/0066
USPC D10/47, 104.1; 378/4-27, 51-69,
378/98-98.12, 145-161, 189, 193-203
See application file for complete search history.

7,742,568 B2 *	6/2010	Smith	378/98.11
7,769,133 B2 *	8/2010	Carver et al.	378/57
7,783,004 B2 *	8/2010	Kotowski et al.	378/57
7,819,580 B2 *	10/2010	Song et al.	378/189
8,116,431 B2 *	2/2012	Smith	378/98.11
8,472,583 B2 *	6/2013	Star-Lack et al.	378/57

* cited by examiner

Primary Examiner — Antoine D Davis

(74) *Attorney, Agent, or Firm* — Standley Law Group LLP

(57) **CLAIM**

The ornamental design for a vehicle scanner, as shown and described.

DESCRIPTION

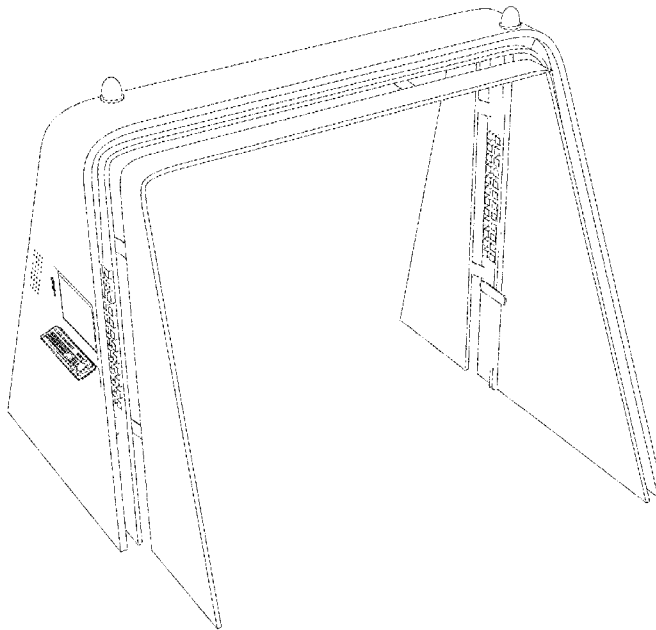
FIG. 1 is a top plan view of a first embodiment of the vehicle scanner;
 FIG. 2 is a left side perspective view of the FIG. 1 embodiment;
 FIG. 3 is a left side elevation view of the FIG. 1 embodiment;
 FIG. 4 is a front side elevation view of the FIG. 1 embodiment;
 FIG. 5 is a top perspective view of the FIG. 1 embodiment;
 FIG. 6 is a second left side perspective view of the FIG. 1 embodiment;
 FIG. 7 is a left side plan view of the FIG. 1 embodiment;
 FIG. 8 is a rear perspective view of the FIG. 1 embodiment;
 FIG. 9 is a second left side perspective view of the FIG. 1 embodiment;
 FIG. 10 is a third left side perspective view of the FIG. 1 embodiment; and,
 FIG. 11 is a right side perspective view of the FIG. 1 embodiment.
 Broken lining shows features of the vehicle scanner that are not considered to be part of the design.

1 Claim, 5 Drawing Sheets

(56) **References Cited**

U.S. PATENT DOCUMENTS

D465,284 S *	11/2002	Brown	D25/1
D471,984 S *	3/2003	Dunshee et al.	D24/189
7,483,510 B2 *	1/2009	Carver et al.	378/57
7,660,386 B2 *	2/2010	Meng et al.	378/57
7,663,109 B2 *	2/2010	Kang et al.	250/359.1



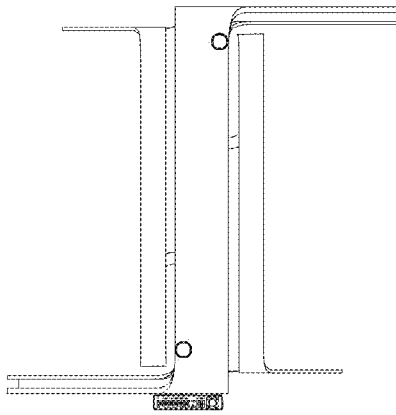


FIGURE 1

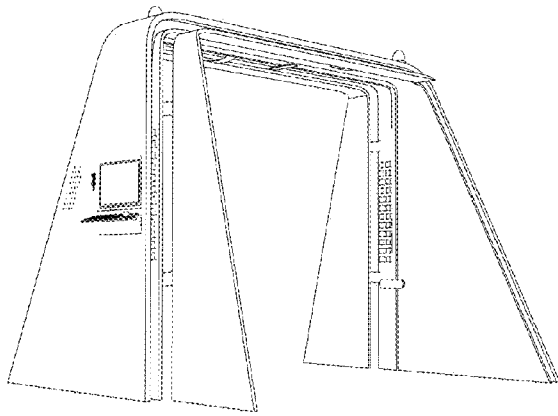


FIGURE 2

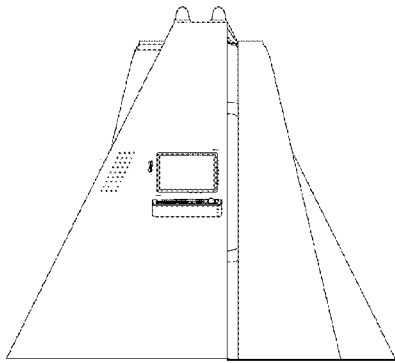


FIGURE 3

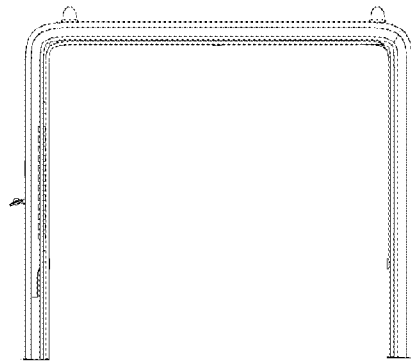


FIGURE 4

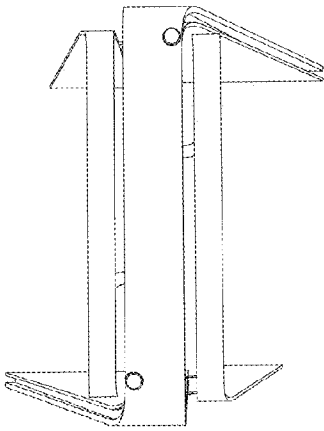


FIGURE 5

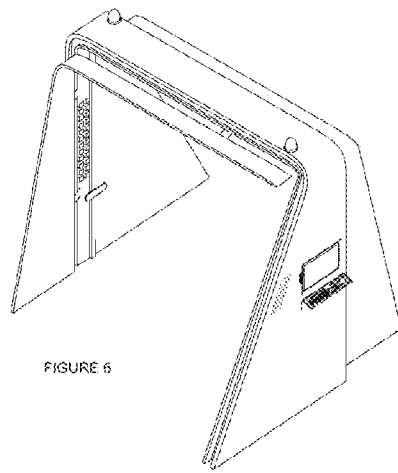


FIGURE 6

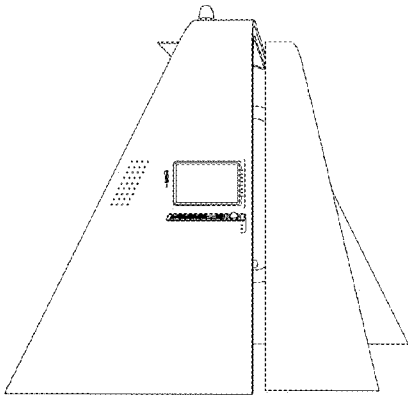


FIGURE 7

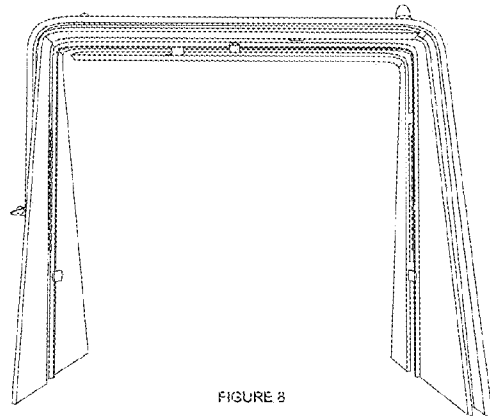
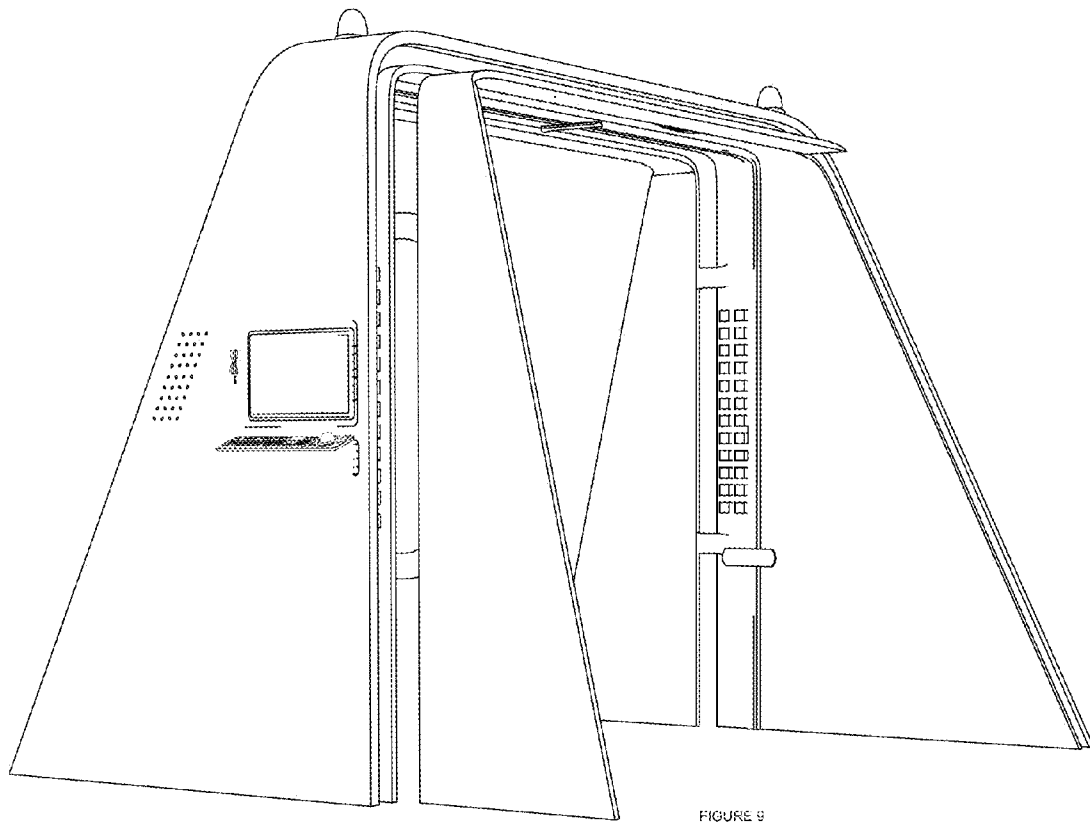


FIGURE 8



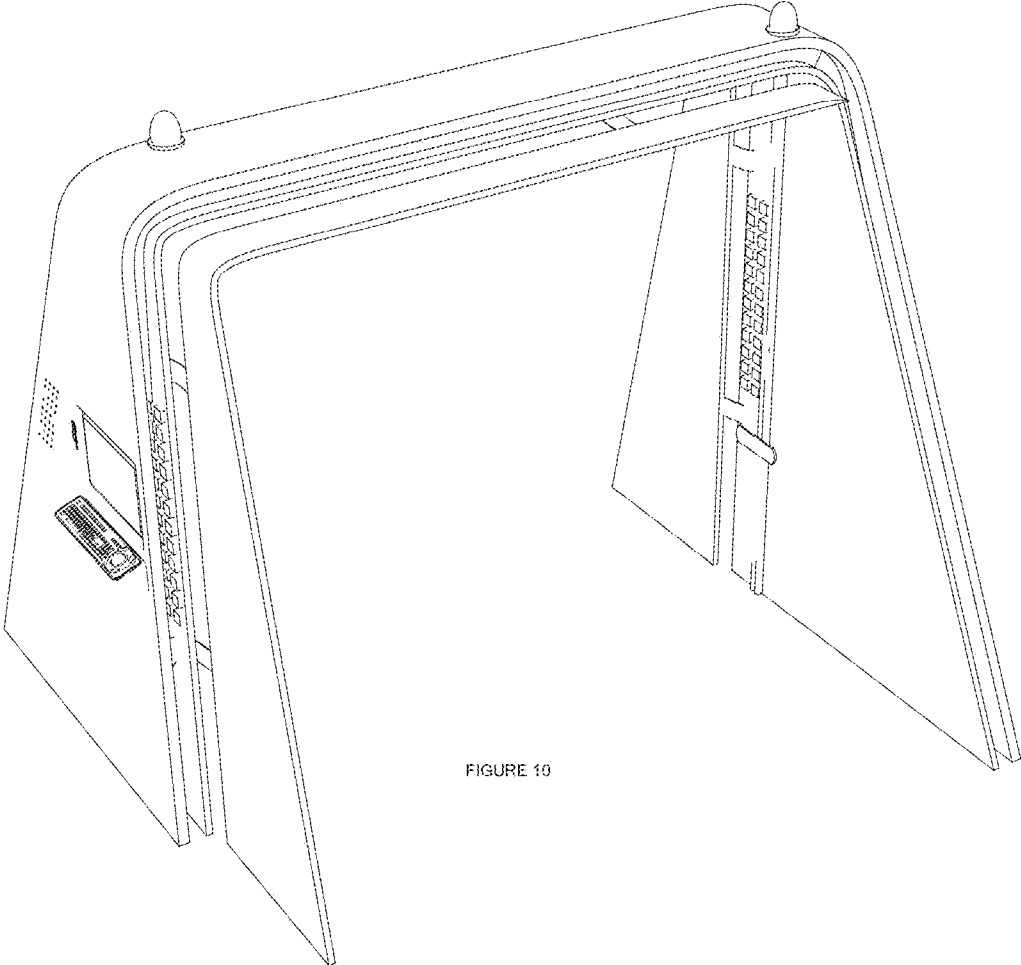


FIGURE 10

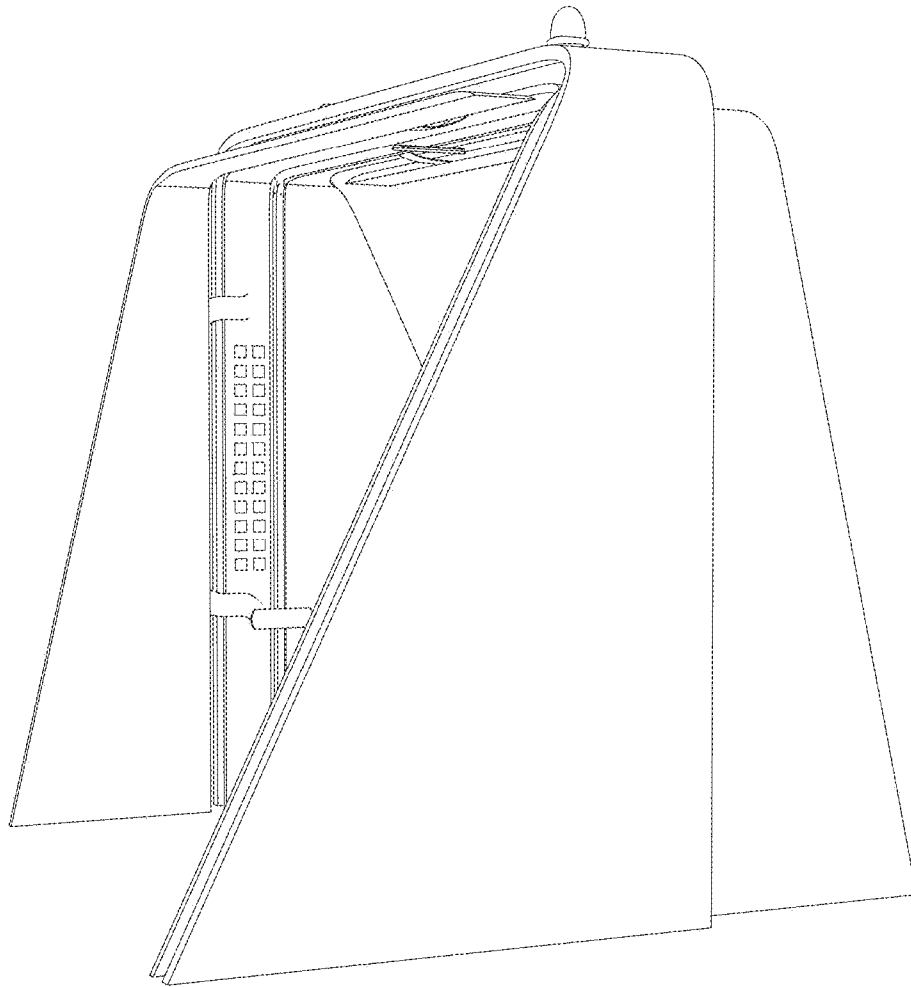


FIGURE 11