



US00D894290S

(12) **United States Design Patent**  
**Liu**

(10) **Patent No.:** **US D894,290 S**

(45) **Date of Patent:** **\*\* Aug. 25, 2020**

(54) **FOLDING CART**

(71) Applicant: **QINGDAO HUATIAN HAND TRUCK, CO., LTD**, Qingdao (CN)

(72) Inventor: **Michael Liu**, Qingdao (CN)

(73) Assignee: **Qingdao Huatian Hand Truck, Co., Ltd.**, Qingdao (CN)

(\*\*) Term: **15 Years**

(21) Appl. No.: **29/690,789**

(22) Filed: **May 10, 2019**

(51) **LOC (12) Cl.** ..... **21-01**

(52) **U.S. Cl.**  
USPC ..... **D21/425**

(58) **Field of Classification Search**  
USPC ..... D21/425, 534, 536; D12/105, 106, 133; D34/12, 27  
CPC .. B62B 3/00; B62B 3/02; B62B 3/002; B62B 3/003; B62B 3/007; B62B 3/14; B62B 5/08; B62B 5/082; B62B 5/085; B62B 5/087

See application file for complete search history.

(56) **References Cited**

**U.S. PATENT DOCUMENTS**

6,845,991 B1	1/2005	Ritucci et al.	
8,388,015 B2 *	3/2013	Chen	B62B 3/007 280/642
9,073,564 B2 *	7/2015	Yang	B62B 3/02
9,085,311 B1	7/2015	Chen	
9,101,206 B1	8/2015	Chen et al.	
9,145,154 B1 *	9/2015	Horowitz	B62B 3/025
D748,739 S	2/2016	Horowitz	
9,327,749 B2	5/2016	Young et al.	
9,580,095 B2 *	2/2017	Vargas, II	B62B 3/022
9,623,890 B1	4/2017	Horowitz	
D794,133 S	8/2017	Ostergaard et al.	
9,771,093 B2	9/2017	Horowitz	

9,855,962 B1	1/2018	Chen et al.	
9,950,727 B1	4/2018	Pang	
9,950,729 B2	4/2018	Choi	
9,969,227 B1	5/2018	McNeave	
10,040,470 B1 *	8/2018	Horowitz	B62B 3/102
D827,722 S *	9/2018	Sun	D21/425
10,099,711 B1 *	10/2018	Sun	B62B 3/007
10,099,712 B1 *	10/2018	Sun	B62B 5/067
10,106,186 B2 *	10/2018	Choi	B62B 5/0013
10,207,729 B2	2/2019	Sun	
D861.278 S *	9/2019	Pang	B62B 3/007 D34/12

(Continued)

**FOREIGN PATENT DOCUMENTS**

KR	101619835 B1	5/2016
KR	101623353 B1	5/2016

(Continued)

*Primary Examiner* — Cynthia M. Chin

(74) *Attorney, Agent, or Firm* — Hani Z. Sayed; Rutan & Tucker, LLP

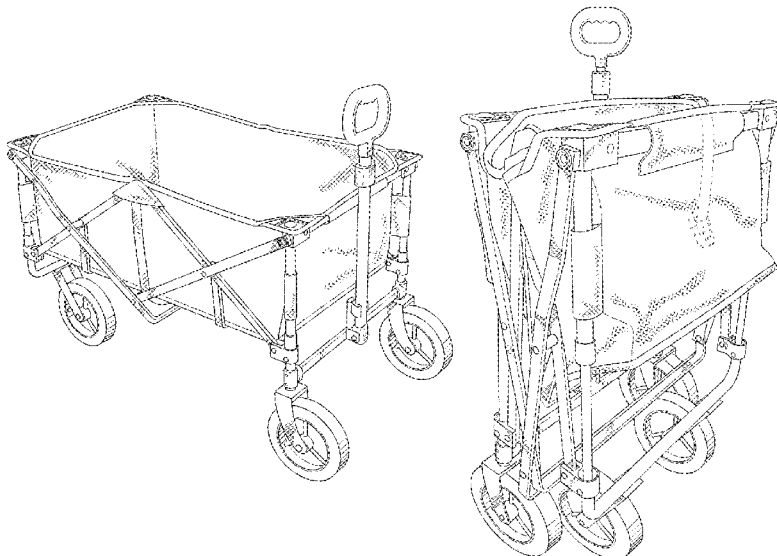
(57) **CLAIM**

The ornamental design for a folding cart, as shown and described.

**DESCRIPTION**

FIG. 1 is a top, front, left side perspective view of the folding cart;  
 FIG. 2 is a front elevation view;  
 FIG. 3 is a rear elevation view;  
 FIG. 4 is a left side elevation view, the right side elevation view being a mirror image;  
 FIG. 5 is a top plan view;  
 FIG. 6 is a bottom plan view; and,  
 FIG. 7 is a top, rear, right side perspective view of the folding cart in a folded configuration.  
 The broken lines are for the purpose of illustrating portions of the article that form no part of the claim.

**1 Claim, 7 Drawing Sheets**



(56)

**References Cited**

U.S. PATENT DOCUMENTS

10,399,586 B1 \* 9/2019 Huang ..... B62B 5/067  
D879,204 S \* 3/2020 Zhu ..... D21/425  
2010/0090444 A1 \* 4/2010 Chen ..... B62B 3/007  
280/651  
2014/0001735 A1 \* 1/2014 Yang ..... B62B 3/02  
280/651  
2015/0145224 A1 \* 5/2015 Zhu ..... B62B 3/007  
280/42  
2018/0118243 A1 5/2018 Fitzwater et al.  
2018/0297622 A1 10/2018 Chen et al.  
2018/0327011 A1 11/2018 Horowitz et al.  
2019/0023300 A1 1/2019 Fitzwater et al.  
2019/0092362 A1 3/2019 Ostergaard

FOREIGN PATENT DOCUMENTS

KR 101662201 B1 10/2016  
KR 101672853 B1 11/2016  
KR 200482803 Y1 3/2017  
KR 200485017 Y1 11/2017

\* cited by examiner

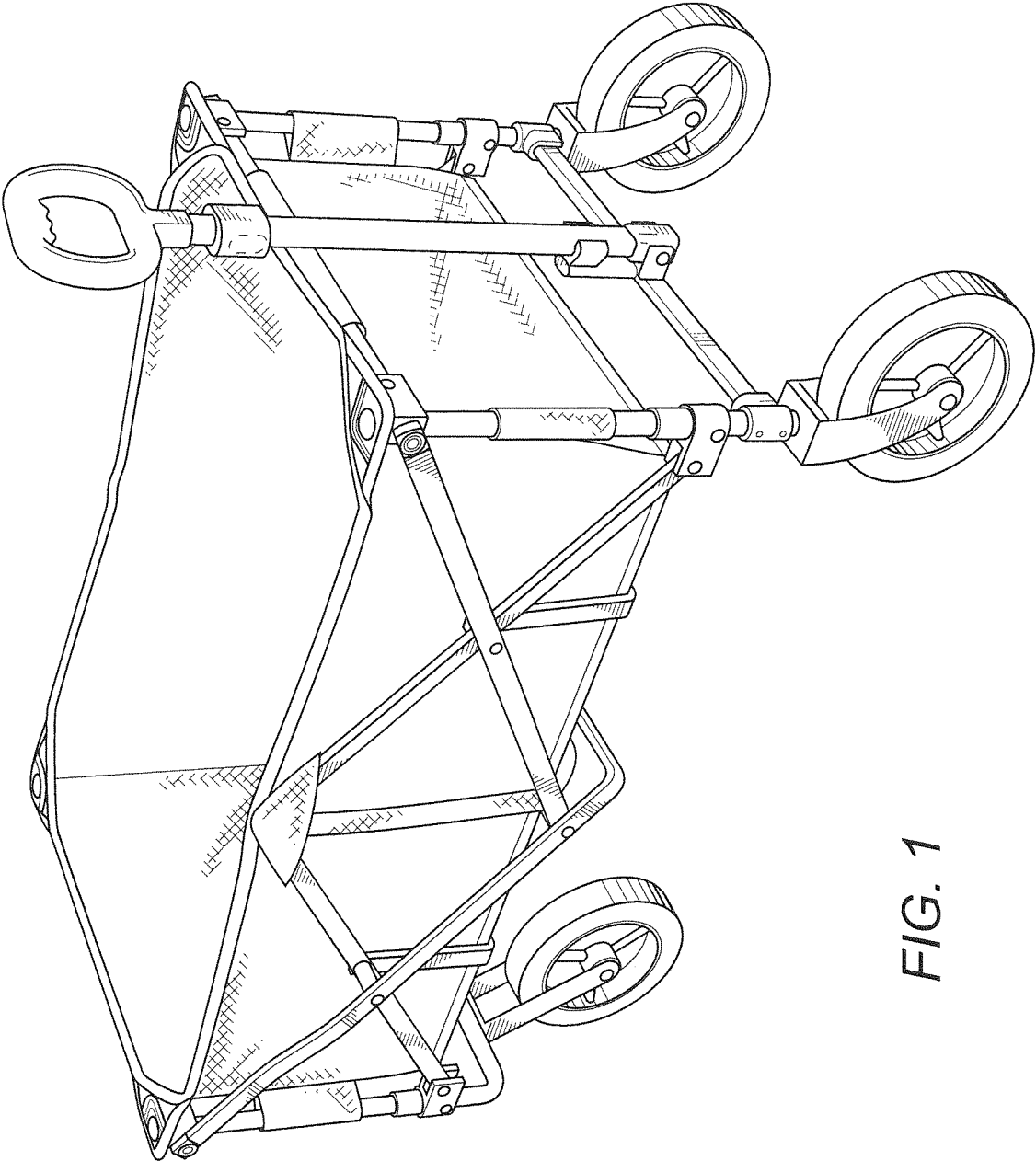


FIG. 1

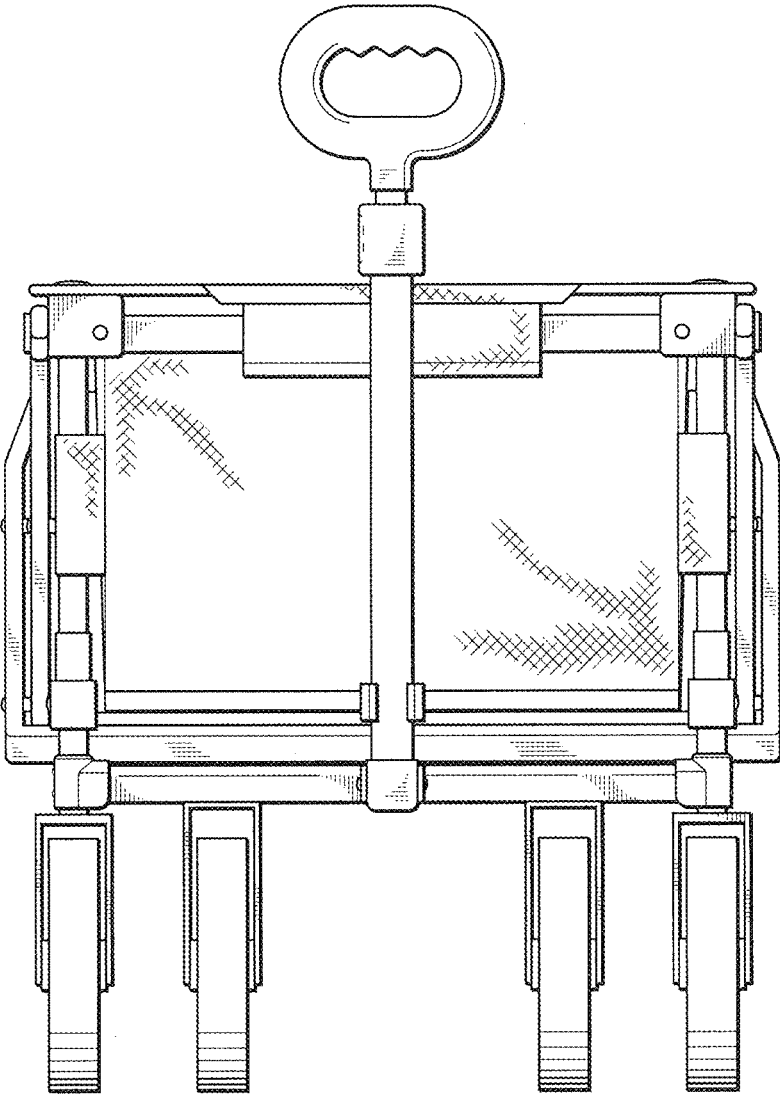


FIG. 2

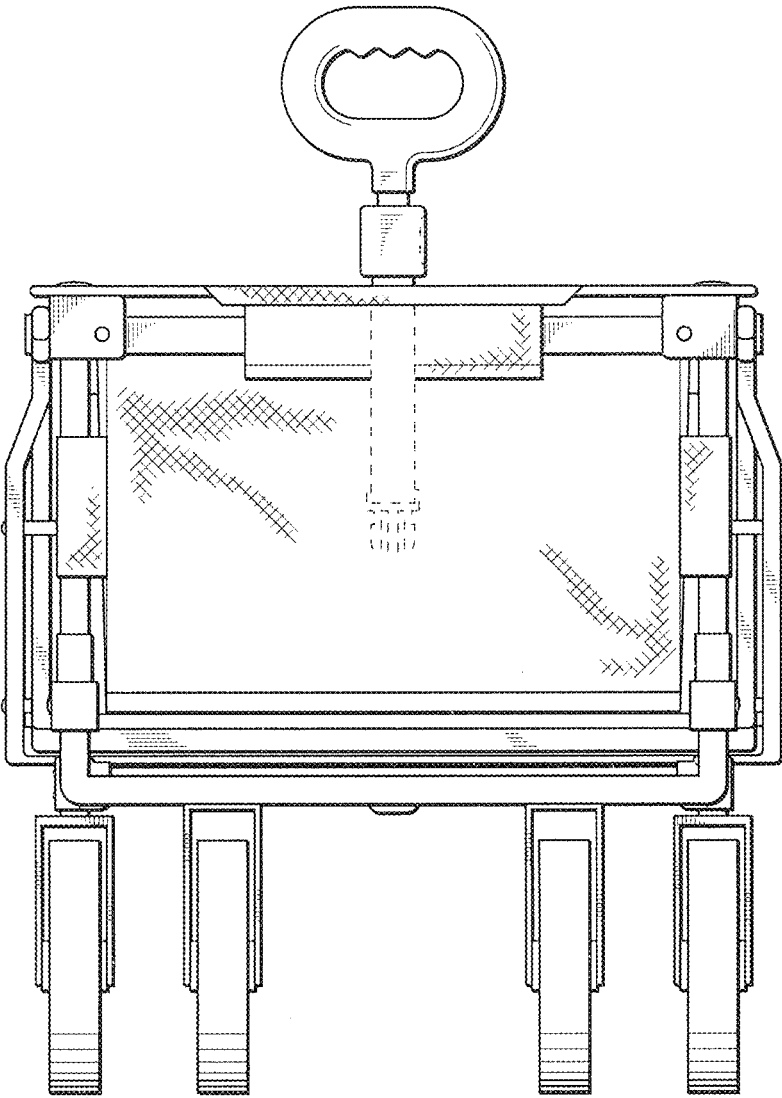


FIG. 3

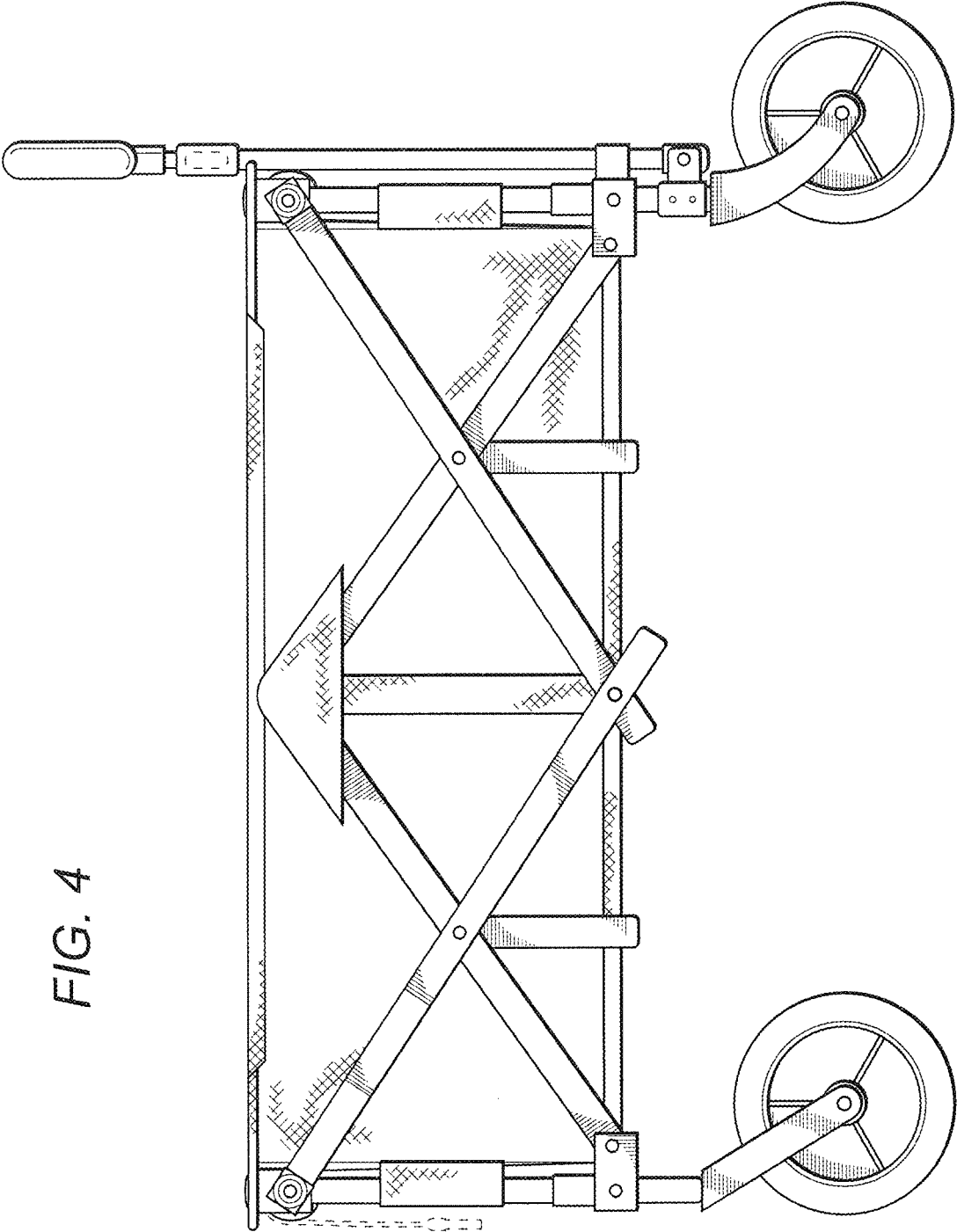


FIG. 4

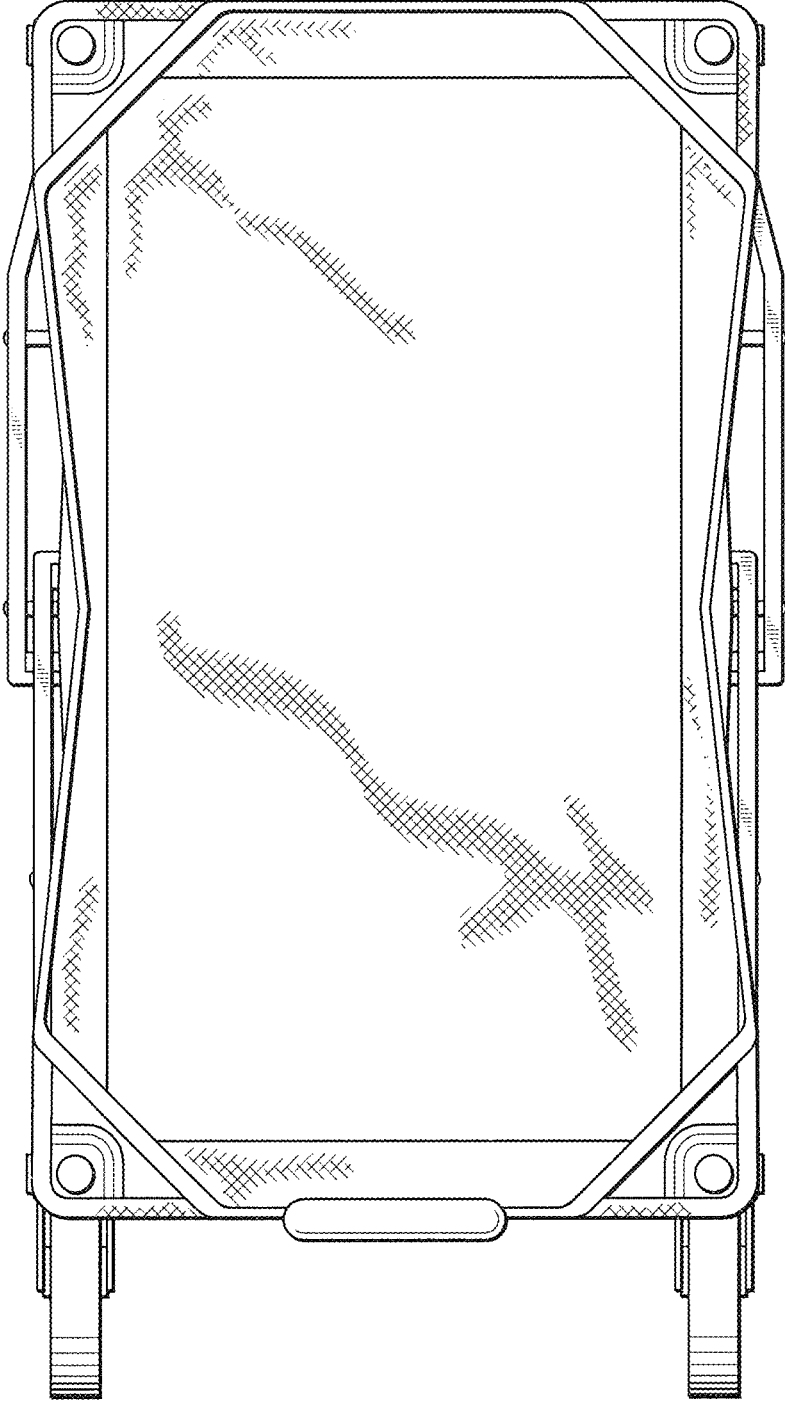


FIG. 5

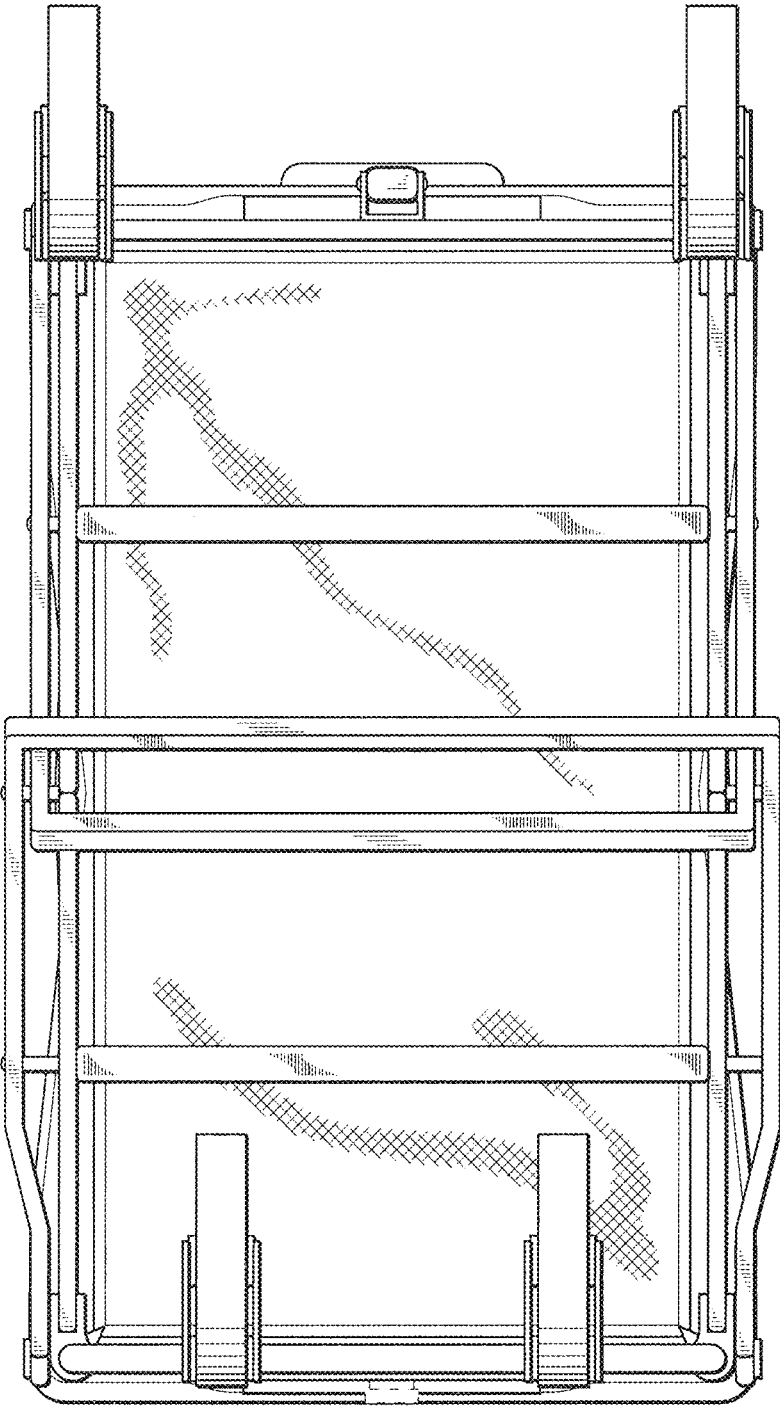


FIG. 6



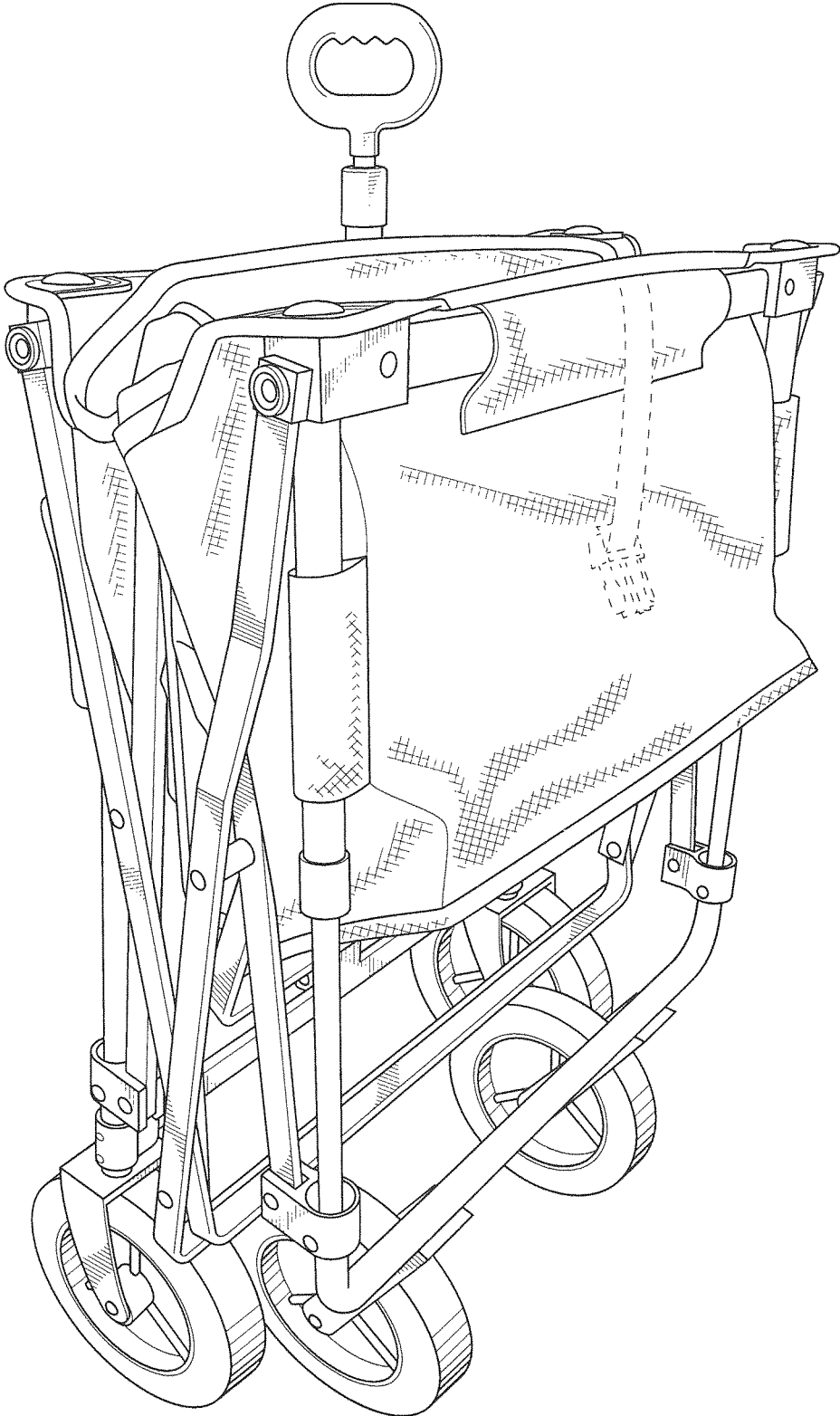


FIG. 7