



US00D749336S

(12) **United States Design Patent**  
**Huang**

(10) **Patent No.:** **US D749,336 S**

(45) **Date of Patent:** **\*\* Feb. 16, 2016**

(54) **BLIND**  
(71) Applicant: **Shanghai Kingshine Plastic Manufacture Co., Ltd., Shanghai (CN)**  
(72) Inventor: **Szu-Chang Huang, Changhua County (TW)**  
(73) Assignee: **Shanghai Kingshine Plastic Manufacture Co., Ltd., Shanghai**  
(\*\*) Term: **14 Years**  
(21) Appl. No.: **29/517,239**  
(22) Filed: **Feb. 11, 2015**

(30) **Foreign Application Priority Data**  
Aug. 12, 2014 (CN) ..... 2014 2 0453210  
(51) **LOC (10) Cl.** ..... **06-10**  
(52) **U.S. Cl.**  
USPC ..... **D6/577**  
(58) **Field of Classification Search**  
USPC ..... D6/575-581; D8/353, 369, 376, 377  
CPC ..... E06B 9/262; E06B 9/264; E06B 9/54;  
E06B 9/324; E06B 9/0623; E06B 3/44;  
E06B 3/94; E06B 3/481; E05Y 2900/106;  
E04F 10/10  
See application file for complete search history.

(56) **References Cited**  
**U.S. PATENT DOCUMENTS**  
6,119,756 A \* 9/2000 Tatro ..... E06B 9/264  
160/107  
7,108,038 B2 \* 9/2006 Welfonder ..... E06B 9/322  
160/172 R  
D605,885 S \* 12/2009 Judkins ..... D6/575  
D711,156 S \* 8/2014 Judkins ..... D6/575  
9,121,220 B2 \* 9/2015 Zhang ..... E06B 9/264  
2005/0210780 A1 \* 9/2005 Lyness ..... E06B 9/264  
52/204.5  
2007/0267152 A1 \* 11/2007 Fan ..... E06B 9/262  
160/84.06

2010/0132260 A1 \* 6/2010 Lee ..... E06B 9/264  
49/70  
2011/0114269 A1 \* 5/2011 Cheng ..... E06B 9/262  
160/84.01  
2011/0290429 A1 \* 12/2011 Cheng ..... E06B 9/262  
160/84.02  
2012/0061031 A1 \* 3/2012 Zhang ..... E06B 9/264  
160/107  
2014/0020851 A1 \* 1/2014 Ouzts ..... E06B 9/264  
160/107  
2014/0209256 A1 \* 7/2014 Zhang ..... E06B 9/264  
160/107  
2015/0101767 A1 \* 4/2015 Chen ..... E06B 9/323  
160/370  
2015/0144275 A1 \* 5/2015 Ganzi ..... E06B 9/262  
160/84.03

\* cited by examiner


*Primary Examiner* — Eric Goodman  
*Assistant Examiner* — Amy Wierenga  
(74) *Attorney, Agent, or Firm* — SmithAmundsen LLC;  
Kelly J. Smith; Dennis S. Schell

(57) **CLAIM**  
The ornamental design for a blind, as shown and described.

**DESCRIPTION**

FIG. 1 is a front elevational view of the blind showing my new design;  
FIG. 2 is a rear elevational view thereof;  
FIG. 3 is a left side elevational view thereof;  
FIG. 4 is a right side elevational view thereof;  
FIG. 5 is a top plan view thereof;  
FIG. 6 is a bottom plan view thereof;  
FIG. 7 is another front elevational view thereof, where a blind unit is adjusted;  
FIG. 8 is another right side elevational view thereof that corresponds to the state depicted in FIG. 7;  
FIG. 9 is still another front elevational view thereof, where the blind unit is further adjusted; and,  
FIG. 10 is still another right side elevational view thereof that corresponds to the state depicted in FIG. 9.  
The broken lines are for illustrating portions of the article only and form no part of the claimed design.

**1 Claim, 9 Drawing Sheets**



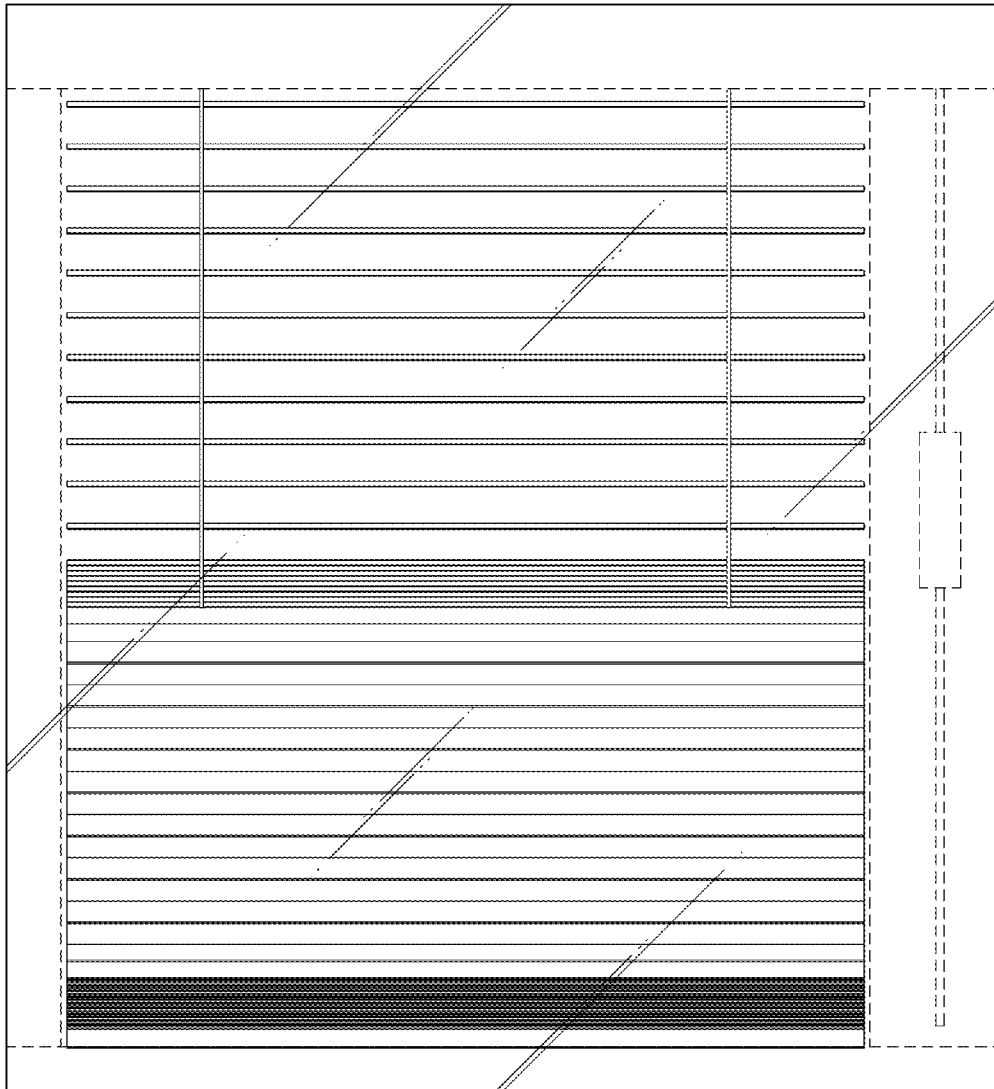


FIG.1

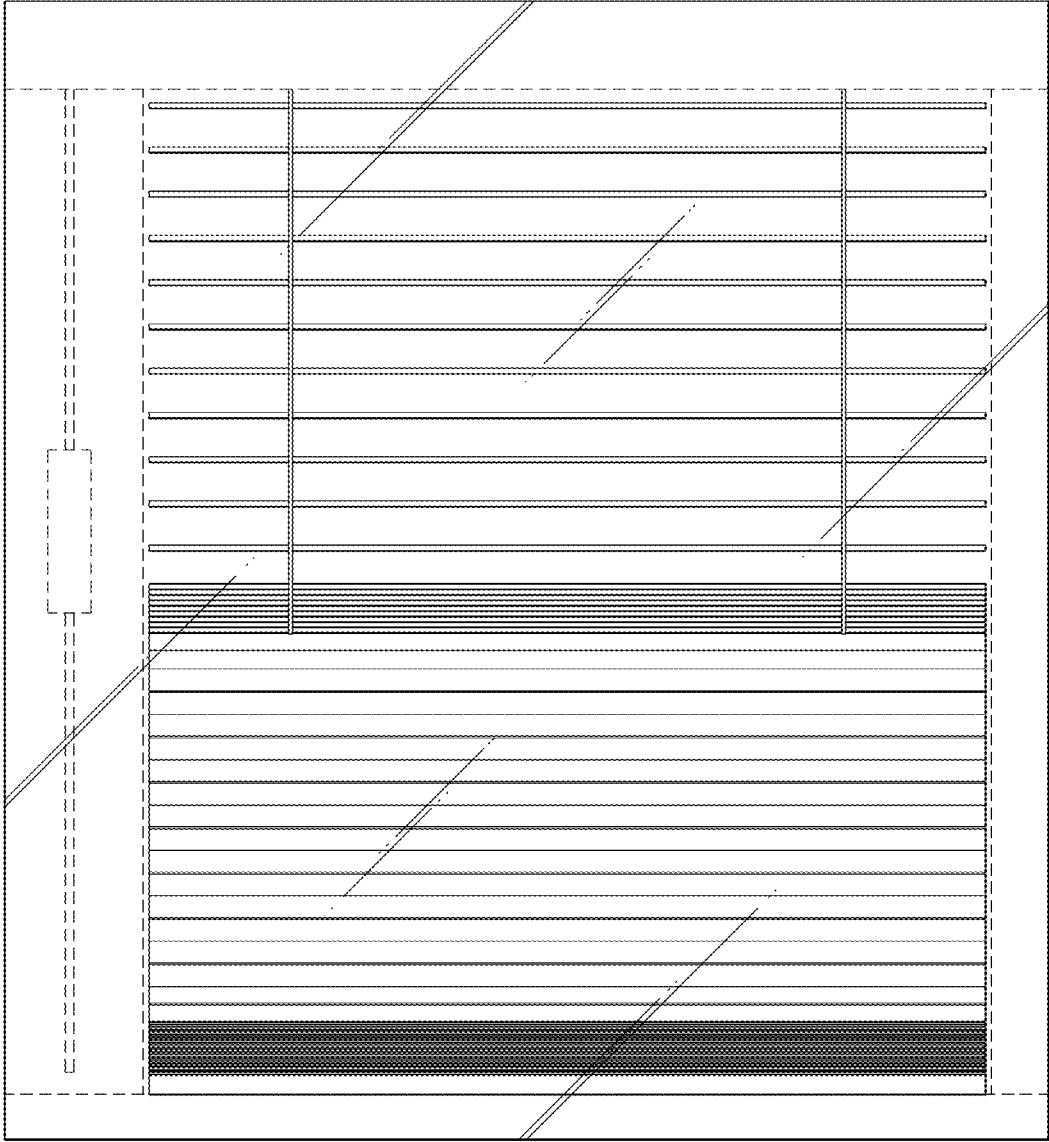


FIG.2

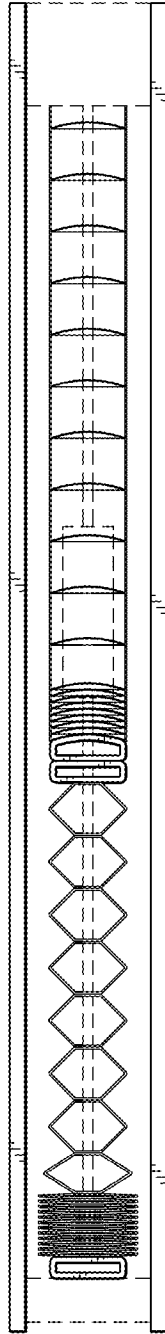


FIG.3

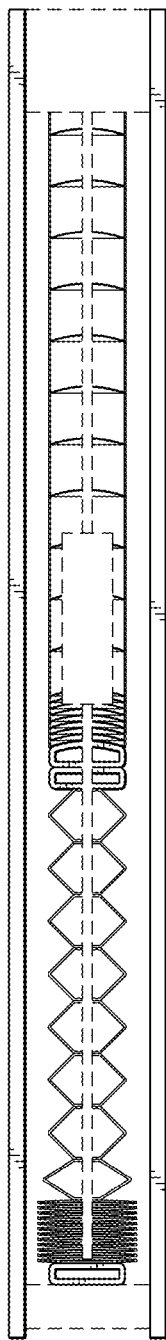


FIG.4

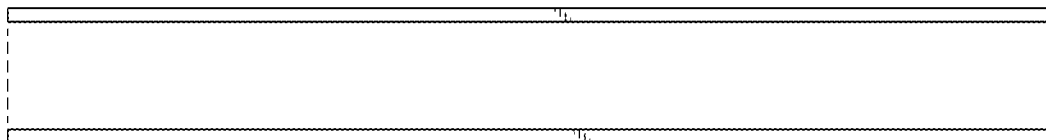


FIG.5

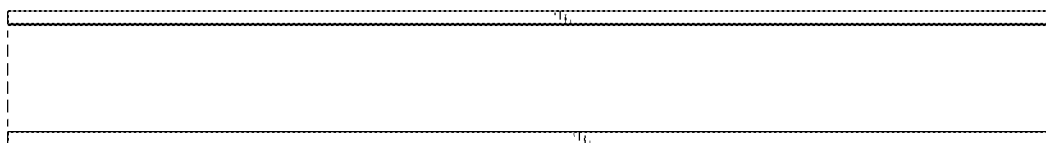


FIG.6




FIG.7

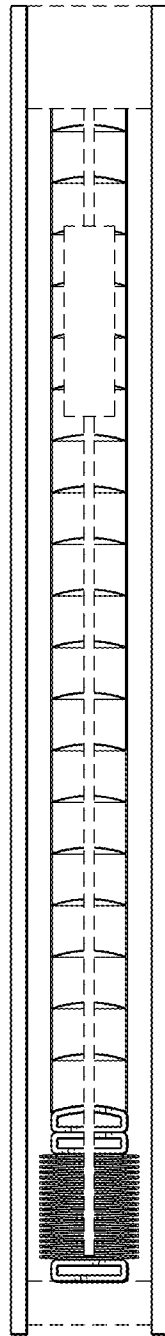


FIG.8



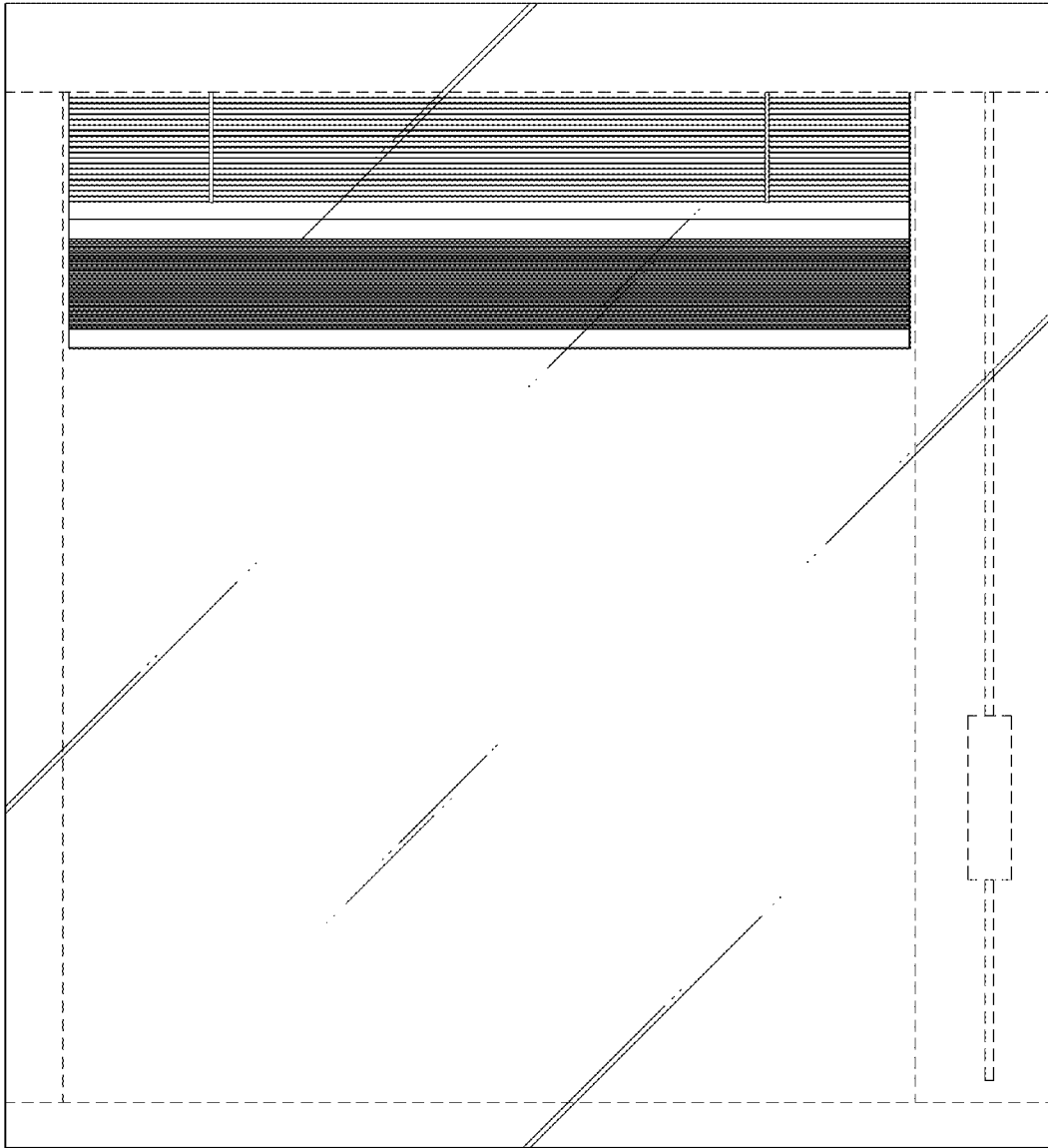


FIG.9




FIG.10