



(12) **United States Design Patent**
Mirchandani et al.

(10) **Patent No.:** **US D817,075 S**
(45) **Date of Patent:** **** May 8, 2018**

- (54) **COOKING APPARATUS**
- (71) Applicant: **Tristar Products, Inc.**, Fairfield, NJ (US)
- (72) Inventors: **Keith Mirchandani**, Fairfield, NJ (US);
Paul McGrath, Flanders, NJ (US);
James Mitrik, Long Pond, PA (US);
Alejandro G. Lozano, Guttenberg, NJ (US)
- (73) Assignee: **Tristar Products, Inc.**, Fairfield, NJ (US)
- (**) Term: **15 Years**
- (21) Appl. No.: **29/596,514**
- (22) Filed: **Mar. 8, 2017**

Related U.S. Application Data

- (63) Continuation-in-part of application No. 29/596,037, filed on Mar. 3, 2017, and a continuation-in-part of application No. 29/596,038, filed on Mar. 3, 2017.
- (51) **LOC (11) Cl.** **07-02**
- (52) **U.S. Cl.**
USPC **D7/354; D7/409**
- (58) **Field of Classification Search**
USPC D7/323, 354–361, 543, 545, 549, 550.1, D7/553.1–553.8, 554.1–554.4, 555, 584, D7/586, 667; D9/430–433, 454–456, D9/737, 756–762; D26/22
CPC A01K 1/0114; A21B 1/02; A21B 3/00; A21B 3/13; A21B 3/15; A21B 3/134; A21B 3/135; A21B 3/137; A21B 5/00; A21B 5/02; A47G 23/03; A47J 27/04; A47J 36/022; A47J 36/025; A47J 36/027; A47J 36/04; A47J 37/00; A47J 37/04; A47J 37/0786; A47J 43/20; B22C 9/06; B28B 7/168; B65D 1/22; B65D 1/24; B65D 1/34; B65D 1/36; B65D 81/343; B65D 85/36
See application file for complete search history.

- (56) **References Cited**
U.S. PATENT DOCUMENTS
559,788 A * 5/1896 Perrottet A21B 3/137
100/910
572,509 A * 12/1896 Wilson B28B 7/168
249/144
(Continued)
Primary Examiner — Ricky Pham
(74) *Attorney, Agent, or Firm* — Adler Pollock & Sheehan P.C.; Daniel J. Holmander, Esq.

- (57) **CLAIM**
The ornamental design for a cooking apparatus, as shown and described.

DESCRIPTION

The file of this patent contains at least one drawing executed in color. Copies of this patent with color drawings will be provided by the Office upon request and payment of the necessary fee.

FIG. 1 is a front perspective view of a cooking apparatus in accordance with the subject disclosure.

FIG. 2 is a top view of the cooking apparatus of FIG. 1.

FIG. 3 is bottom view of the cooking apparatus of FIG. 1.

FIG. 4 is a front view of the cooking apparatus of FIG. 1.

FIG. 5 is a rear view of the cooking apparatus of FIG. 1.

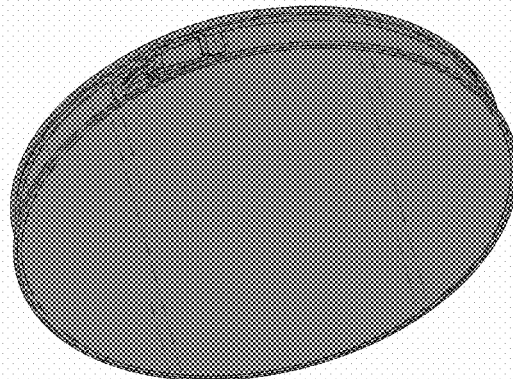
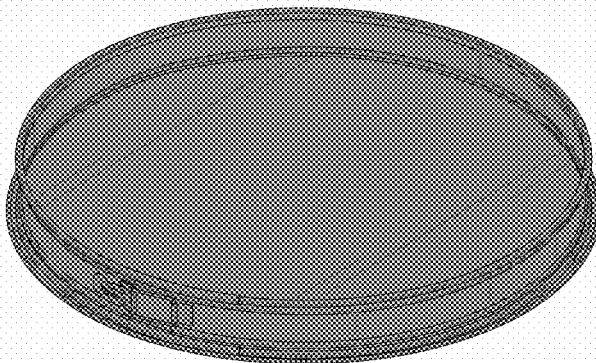
FIG. 6 is a top perspective view of the cooking apparatus of FIG. 1.

FIG. 7 is a bottom perspective view of the cooking apparatus of FIG. 1.

FIG. 8 is a left side view of the cooking apparatus of FIG. 1; and,

FIG. 9 is a right side view of the cooking apparatus of FIG. 1.

1 Claim, 9 Drawing Sheets
(9 of 9 Drawing Sheet(s) Filed in Color)



(56)

References Cited

U.S. PATENT DOCUMENTS

854,592 A *	5/1907	Nelson	A21B 3/137	249/170	5,582,389 A *	12/1996	Greene	A47J 36/022	229/235
1,154,972 A *	9/1915	Carlson	B22C 9/06	24/16 R	5,678,475 A *	10/1997	Villar Otero	A21B 3/137	249/DIG. 1
1,518,973 A *	12/1924	Edwards	A21B 3/13	249/170	5,768,980 A *	6/1998	Degen	A21B 3/137	99/353
1,567,234 A *	12/1925	Brucker	A21B 3/13	206/804	D420,864 S *	2/2000	Kenney	D7/667	
2,259,854 A *	10/1941	Langel	A47J 43/20	249/135	7,114,459 B2 *	10/2006	Schmidt	A01K 1/0114	119/161
3,268,198 A *	8/1966	Swett	A47G 23/03	248/346.11	D622,539 S *	8/2010	Simon	D7/354	
4,197,832 A *	4/1980	Thomas	A21B 3/13	126/390.1	9,107,421 B2 *	8/2015	Campbell	A21B 3/135	
4,226,255 A *	10/1980	Tarrer	A47J 37/0786	126/25 R	9,220,277 B1 *	12/2015	Allen	A47J 36/04	
4,644,858 A *	2/1987	Liotto	A21B 3/137	219/725	D777,034 S *	1/2017	Sill	D9/454	
4,793,324 A *	12/1988	Caferro	A21B 1/02	126/369	9,532,676 B1 *	1/2017	Winfield	A47J 27/04	
						D790,088 S *	6/2017	Yeffet	D26/22	
						2008/0111050 A1 *	5/2008	Hamblin	A21B 3/137	249/61
						2011/0088566 A1 *	4/2011	Doxie	A21B 3/137	99/426
						2012/0024865 A1 *	2/2012	Riedl	A21B 3/137	220/573.1

* cited by examiner

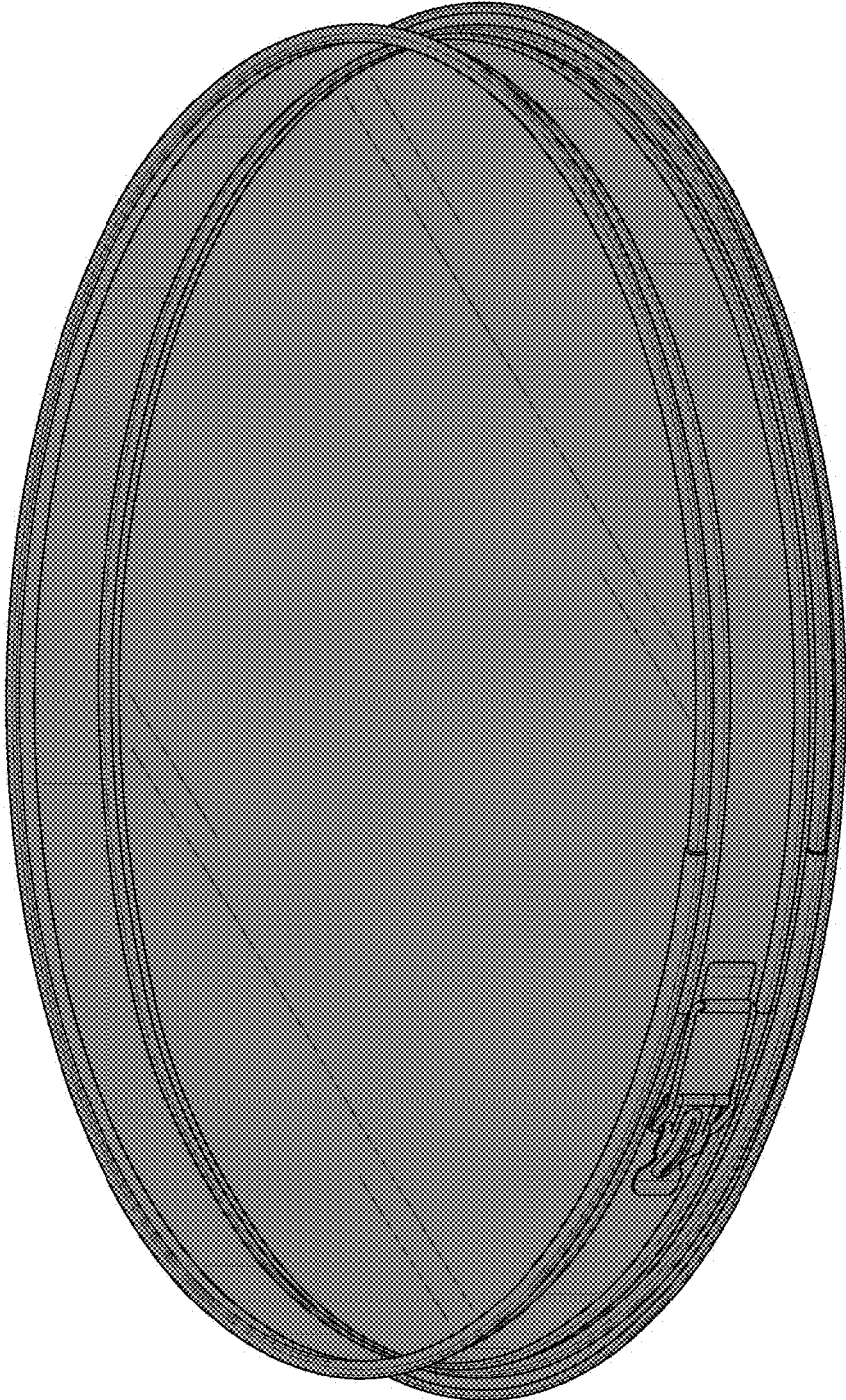


FIG. 1

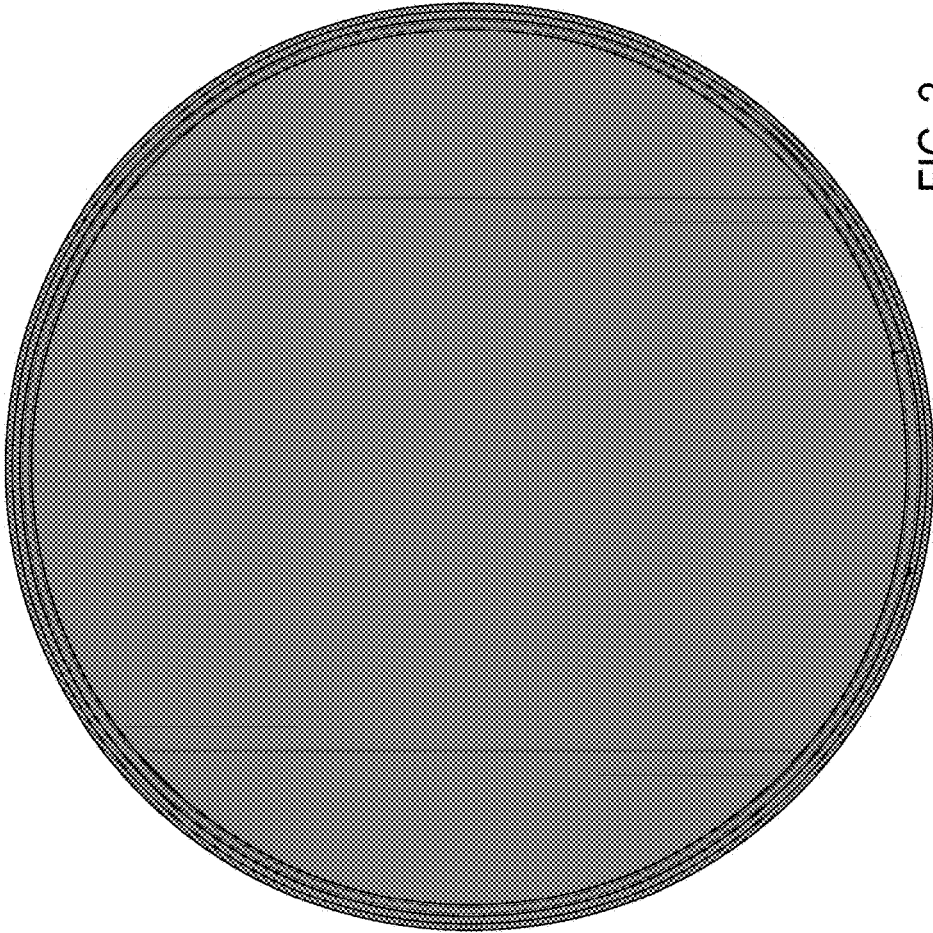


FIG. 2

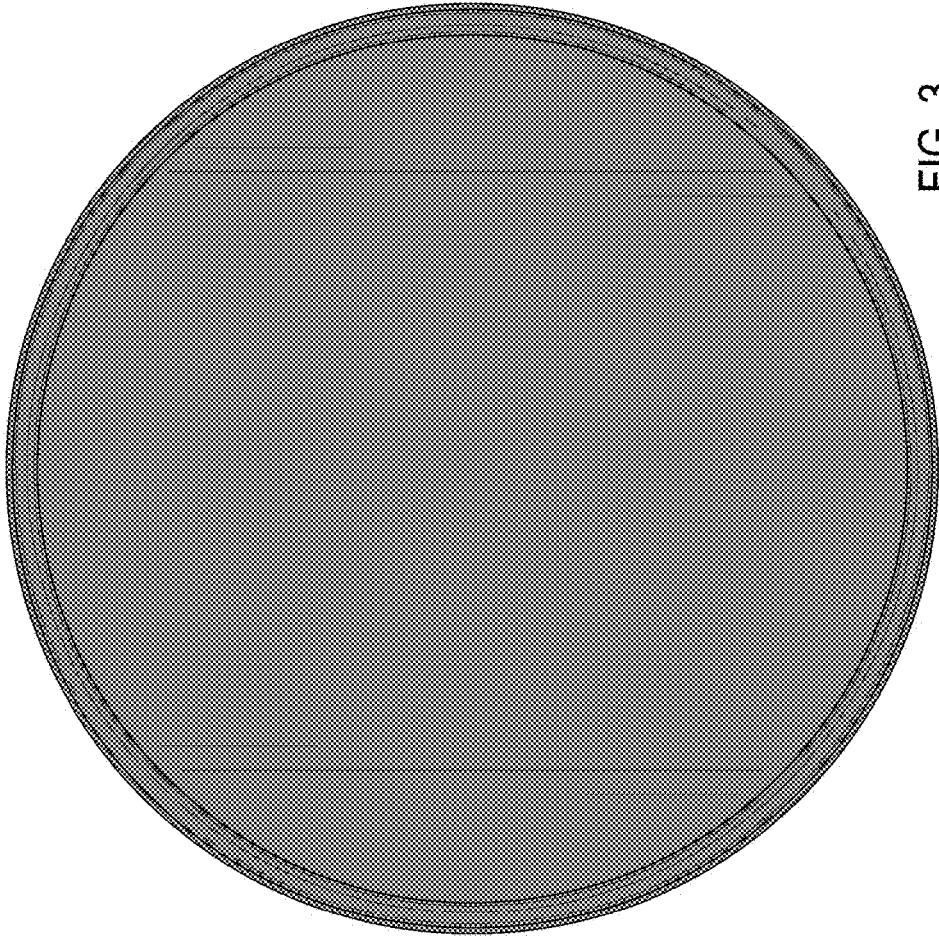


FIG. 3

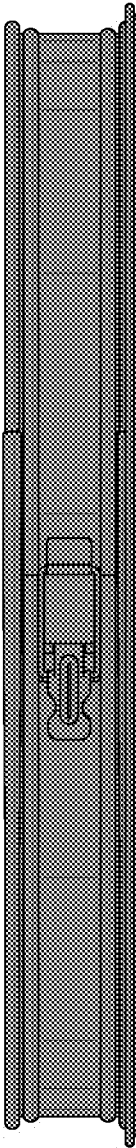


FIG. 4




FIG. 5




FIG. 6

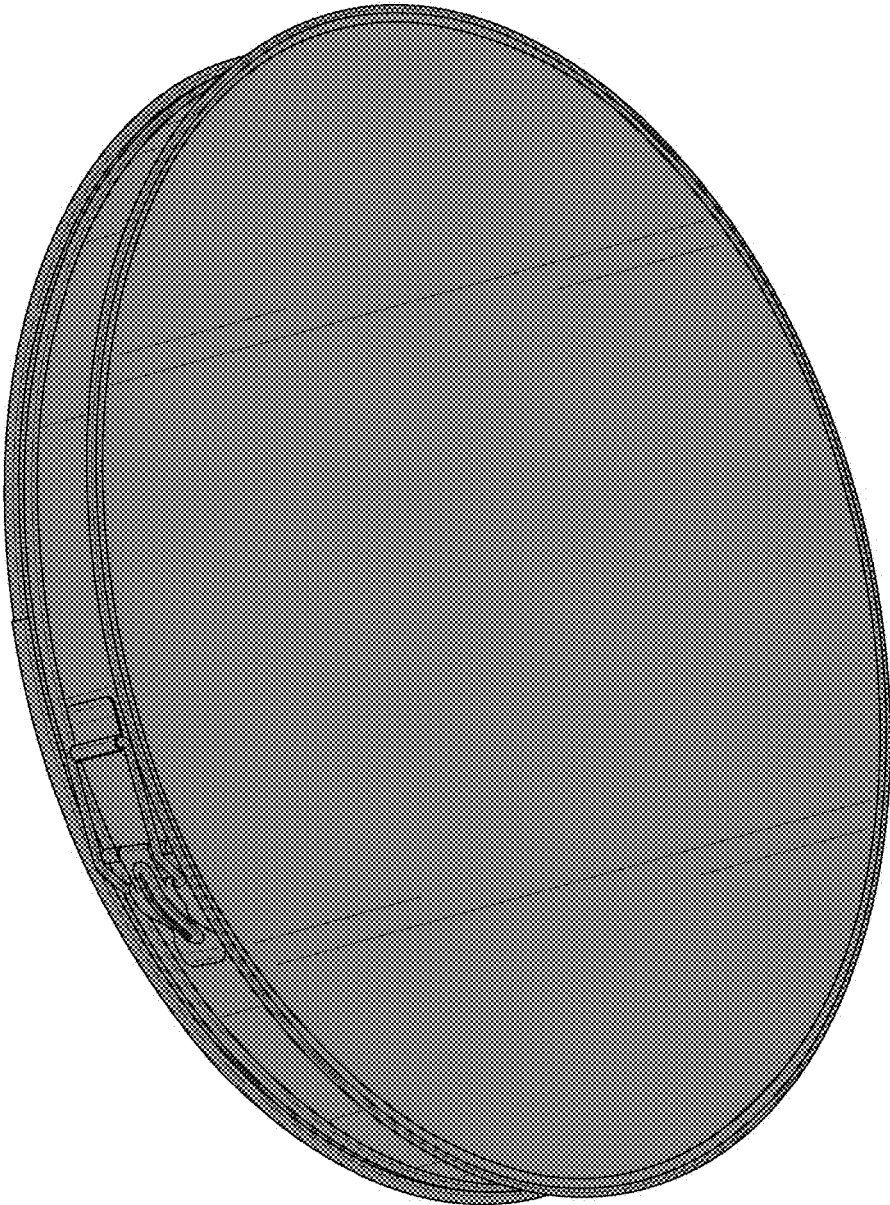


FIG. 7




FIG. 8




FIG. 9