

(12) **United States Design Patent**
Sun

(10) **Patent No.:** **US D1,022,411 S**
(45) **Date of Patent:** **** Apr. 16, 2024**

- (54) **HAT PROTECTIVE COVER**
- (71) Applicant: **SHANGHAI HATTERS'HUB CO., LTD.**, Shanghai (CN)
- (72) Inventor: **Jianhua Sun**, Nantong (CN)
- (73) Assignee: **SHANGHAI HATTERS'HUB CO., LTD.**, Shanghai (CN)
- (**) Term: **15 Years**
- (21) Appl. No.: **29/925,290**
- (22) Filed: **Jan. 23, 2024**
- (30) **Foreign Application Priority Data**
- Nov. 30, 2023 (CN) 202330787905.8
- (51) **LOC (14) Cl.** **02-03**
- (52) **U.S. Cl.**
- USPC **D2/892**
- (58) **Field of Classification Search**
- USPC D2/865, 866, 869, 870, 872, 873, 876, D2/877, 878, 879, 880, 881, 882, 885, D2/887, 891, 892, 893, 894, 895; D29/102, 106, 109, 110, 122
- CPC A42B 1/00; A42B 1/002; A42B 1/008; A42B 1/06; A42B 1/08; A42B 1/20; A42B 1/208; A42B 1/247; A42B 1/248; A42B 3/00; A42B 3/04; A42B 3/06; A42B 3/062; A42B 3/10; A42C 5/00; A42C 5/02; A42C 5/04
- See application file for complete search history.

- (56) **References Cited**
- U.S. PATENT DOCUMENTS
- 1,419,517 A * 6/1922 Powels A42B 1/002
2/175.4
- 2,426,339 A * 8/1947 Boemanns A42B 1/002
2/175.4

- 2,505,403 A * 4/1950 Jacobi A42B 1/002
2/175.4
- 2,651,045 A * 9/1953 Shenkman A42B 1/002
2/175.4
- 2,740,567 A * 4/1956 Kaufman A42B 1/0192
206/8
- D272,674 S * 2/1984 Varsane D2/892
- 4,790,034 A * 12/1988 Pass A42B 1/0181
2/255

(Continued)

OTHER PUBLICATIONS

Paul Lashton Premium Hat Repair Patches . . . [online]; [date first available to the internet on Oct. 3, 2019]; [retrieved from the internet on Feb. 28, 2024]; URL: <https://www.amazon.com/Paul-Lashton-Protect-Adhesive-Backing/dp/B08J8HJVQZ?th=1&psc=1>. (5 pages) . . . (Year: 2019).*

Primary Examiner — Jasmine Mlinarcik
(74) *Attorney, Agent, or Firm* — Chun-Ming Shih;
LANWAY IPR SERVICES

(57) **CLAIM**

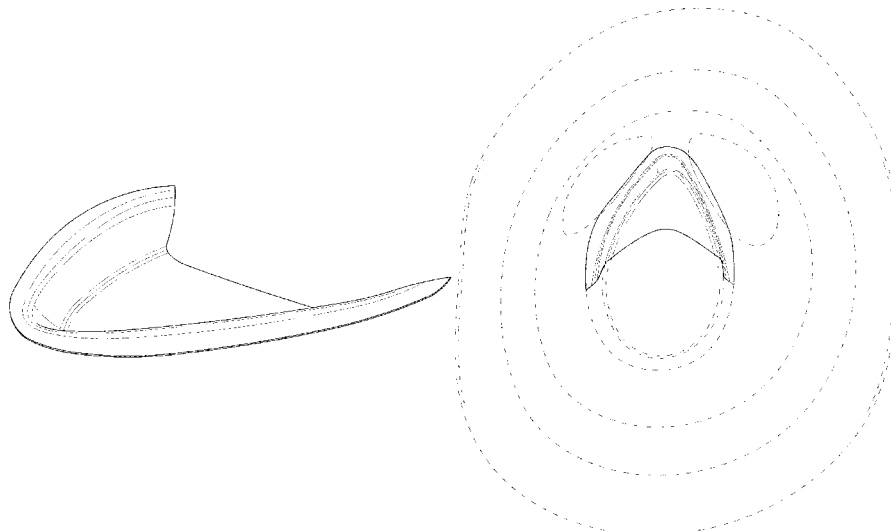
The ornamental design for a hat protective cover, as shown and described.

DESCRIPTION

FIG. 1 is a perspective view of a hat protective cover showing the new design;
FIG. 2 is a top view thereof;
FIG. 3 is a bottom view thereof;
FIG. 4 is a left side view thereof;
FIG. 5 is a right side view thereof;
FIG. 6 is a front view thereof;
FIG. 7 is a back view thereof; and,
FIG. 8 is a perspective view showing a hat protective cover in use.

The broken lines shown in the figures are for the purpose of illustrating portions of the hat protective cover and form no part of the claimed design.

1 Claim, 8 Drawing Sheets



(56)

References Cited

U.S. PATENT DOCUMENTS

7,958,570 B1 * 6/2011 Mooney A42B 1/0189
2/195.5
D725,875 S * 4/2015 Cho D2/891
D770,147 S 11/2016 Byrd
D833,121 S 11/2018 Darby
D866,927 S * 11/2019 Niazi D2/887
D889,781 S * 7/2020 Allison D2/887
D917,841 S 5/2021 Eldridge et al.
D919,938 S 5/2021 Eldridge et al.
D919,939 S 5/2021 Eldridge et al.
D931,578 S * 9/2021 White D2/882
D954,401 S 6/2022 Eldridge et al.
2022/0095729 A1 * 3/2022 Parreno A42B 1/14

* cited by examiner




FIG. 1

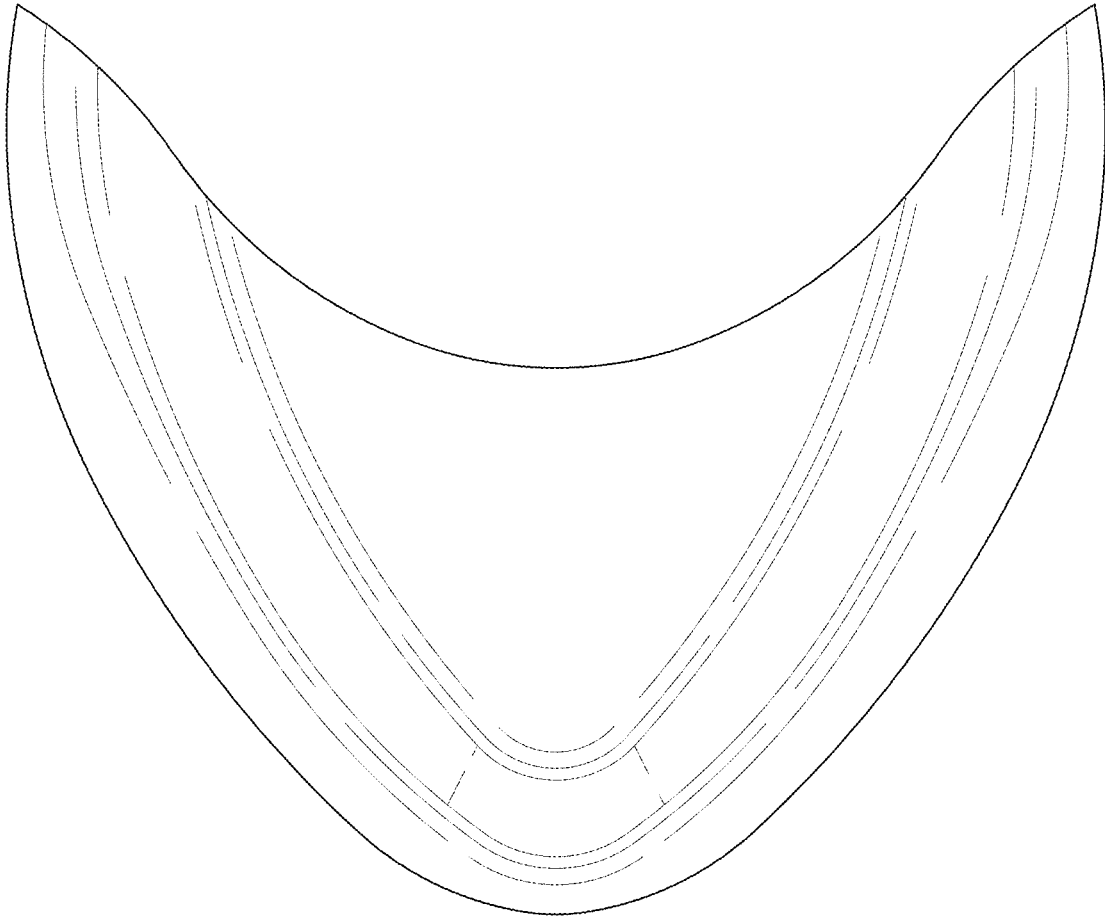


FIG. 2

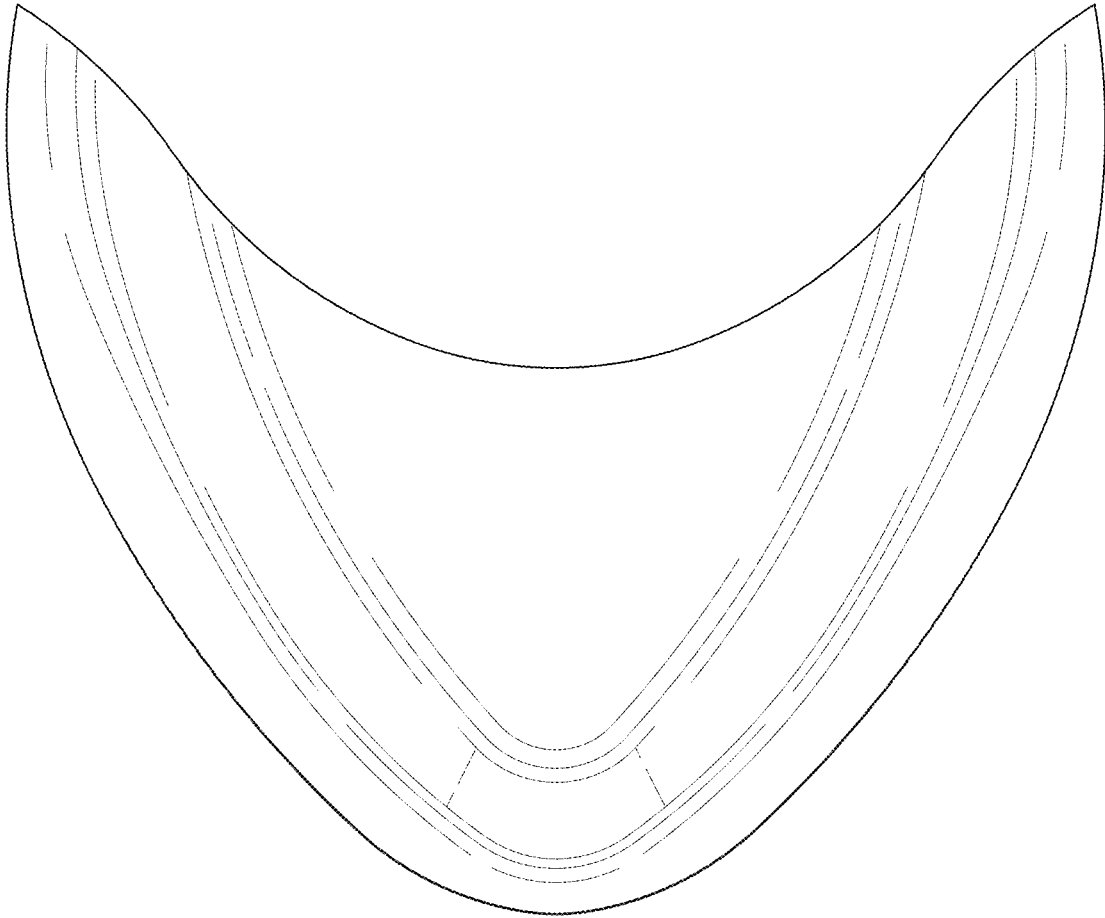


FIG. 3




FIG. 4




FIG. 5

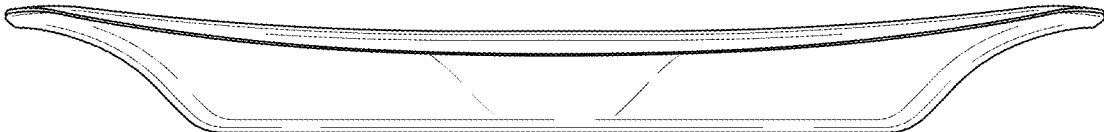


FIG. 6

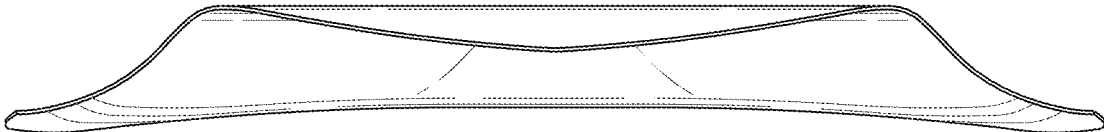


FIG. 7

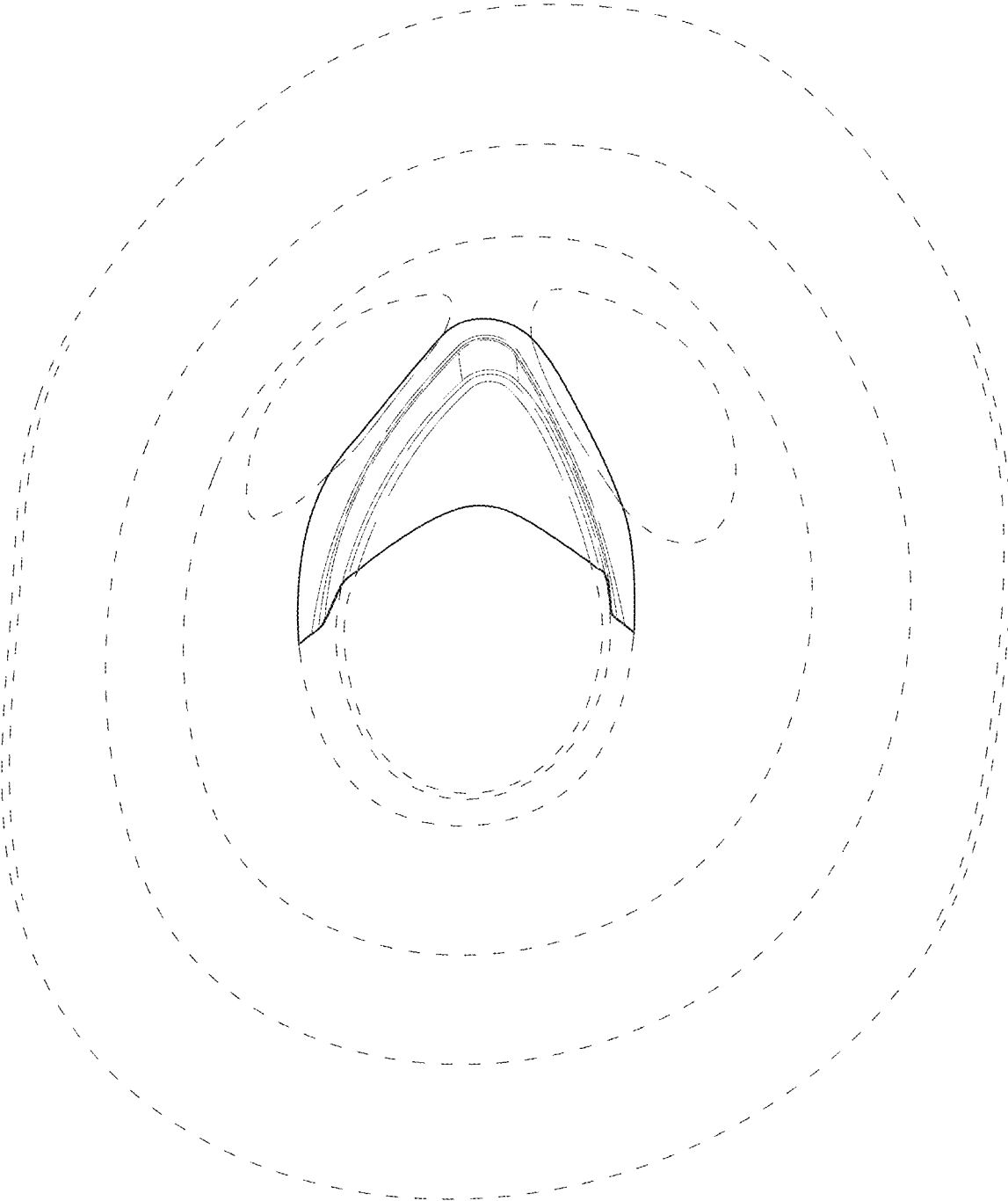


FIG. 8