



US00D802465S

(12) **United States Design Patent** (10) **Patent No.:** **US D802,465 S**
Dukerschein et al. (45) **Date of Patent:** **** Nov. 14, 2017**

(54) **TWO-PIECE WATCH STRAP**

OTHER PUBLICATIONS

(71) Applicant: **Samsonite IP Holdings S.à.r.l.**,
Luxembourg (LU)

Nylon Strap for Apple Watch (available online) retrieved from the internet Jun. 28, 2017, retrieved from the internet URL: <https://strapsco.com/product/nylon-strap-for-apple-watch/>*

(72) Inventors: **Jon Karl Dukerschein**, San Francisco, CA (US); **Bryan Lee Hyncek**, Redwood City, CA (US)

Primary Examiner — Garth Rademaker

Assistant Examiner — Richard Kearney

(74) *Attorney, Agent, or Firm* — Haug Partners LLP

(73) Assignee: **Samsonite IP Holdings S.à.r.l.**,
Luxembourg (LU)

(57) **CLAIM**

The ornamental design for a two-piece watch strap, as shown and described.

(**) Term: **15 Years**

DESCRIPTION

(21) Appl. No.: **29/550,741**

(22) Filed: **Jan. 6, 2016**

FIG. 1 is a top view of a two-piece watch strap in accordance with a first embodiment of the invention.

(51) **LOC (10) Cl.** **11-01**

FIG. 2 is a side view of the two-piece watch strap in accordance with a first embodiment of the invention.

(52) **U.S. Cl.**

FIG. 3 is a bottom view of the two-piece watch strap in accordance with a first embodiment of the invention.

USPC **D11/3**

FIG. 4 is a top view of the two-piece watch strap in accordance with a second embodiment of the invention.

(58) **Field of Classification Search**

USPC D10/30, 31, 32, 38, 39, 46, 61, 70, 74,
D10/80, 103, 124, 128, 131; D11/1-40,
D11/86-94; D24/167, 186

FIG. 5 is a side view of the two-piece watch strap in accordance with a second embodiment of the invention.

CPC A44C 5/00; A44C 5/12; A44C 5/14; A44C 5/18; A44C 5/147; A44C 5/185; A44C 5/2047; A44C 5/2052; A44C 5/0007; A44C 5/003; A44C 5/0015; A44C 5/0023; A44C 5/0053; A44C 5/0061; A44C 5/0069; A44C 5/0076; A44B 11/24; A44B 11/006; G09G 3/38; G06F 1/163; G06Q 50/24; H05K

FIG. 6 is a bottom view of the two-piece watch strap in accordance with a second embodiment of the invention.

FIG. 7 is a top view of the two-piece watch strap in accordance with a third embodiment of the invention.

FIG. 8 is a side view of the two-piece watch strap in accordance with a third embodiment of the invention.

FIG. 9 is a bottom view of the two-piece watch strap in accordance with a third embodiment of the invention.

FIG. 10 is a top view of the two-piece watch strap in accordance with a fourth embodiment of the invention.

FIG. 11 is a side view of the two-piece watch strap in accordance with a fourth embodiment of the invention; and,

FIG. 12 is a bottom view of the two-piece watch strap in accordance with a fourth embodiment of the invention.

The broken lines shown in the drawings illustrate portions of the two-piece watch strap that form not part of the claimed design.

(Continued)

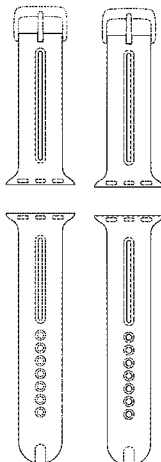
(56) **References Cited**

U.S. PATENT DOCUMENTS

D323,576 S * 2/1992 Laks D11/200
D324,343 S * 3/1992 Tse D10/32
D377,613 S * 1/1997 Consolo D10/32

(Continued)

1 Claim, 12 Drawing Sheets



- (58) **Field of Classification Search**
 CPC 5/0278; G06K 19/07732; Y10T 24/44043;
 Y10T 24/4406

See application file for complete search history.

- (56) **References Cited**

U.S. PATENT DOCUMENTS

D383,692	S *	9/1997	Woo	D11/3
D391,865	S *	3/1998	Brzezinski	D10/30
D407,342	S *	3/1999	Ishizaka	D11/3
6,990,047	B1 *	1/2006	Barbagiovanni	A44C 5/0015 222/175
D680,651	S *	4/2013	Lumme	D24/167
D711,760	S *	8/2014	Savoy	D10/32
D720,248	S *	12/2014	Law	D11/3
D727,197	S *	4/2015	Akana	D11/3
D731,346	S *	6/2015	Akana	D11/3
D739,780	S *	9/2015	Akana	D11/3
D744,356	S *	12/2015	Akana	D10/70
D750,525	S *	3/2016	Akana	D11/3
D755,070	S *	5/2016	Akana	D11/5
D755,662	S *	5/2016	Akana	D11/3
D757,594	S *	5/2016	Akana	D11/5
D768,025	S *	10/2016	Akana	D11/3
D769,740	S *	10/2016	Legros	D10/32
9,516,928	B2 *	12/2016	Catheline	A44C 5/0053
D779,990	S *	2/2017	Akana	D11/3
D779,993	S *	2/2017	Akana	D11/3
D786,127	S *	5/2017	Akana	D11/94
D789,822	S *	6/2017	Akana	D11/3
2009/0274015	A1 *	11/2009	Sun	A44C 5/0053 368/282

* cited by examiner

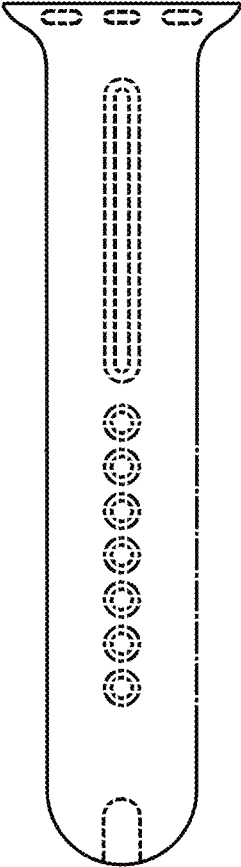
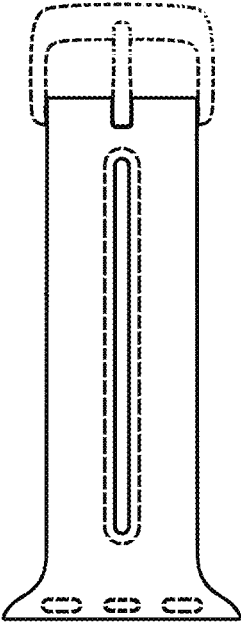


Fig. 1



Fig. 2

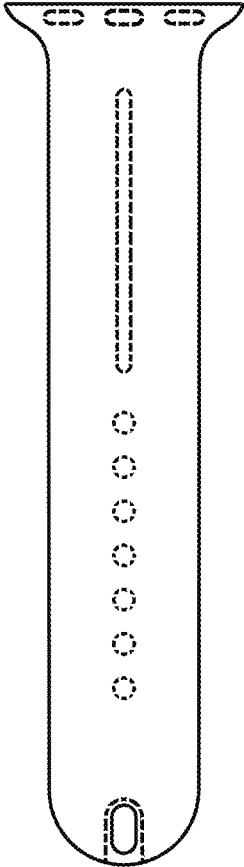
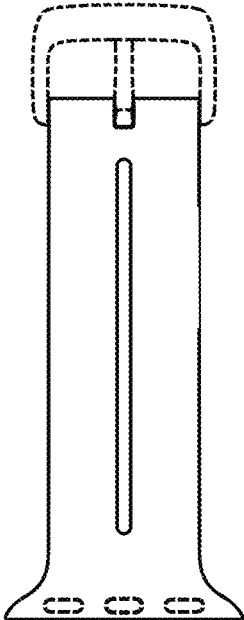


Fig. 3

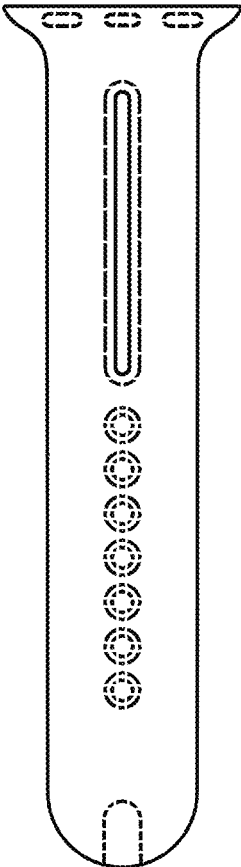
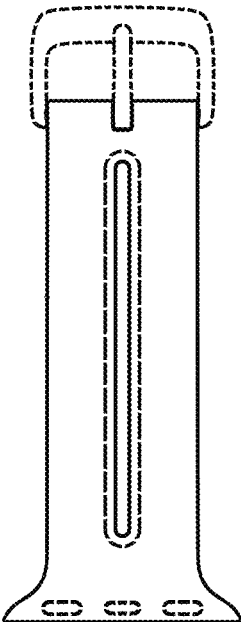


Fig. 4



Fig. 5

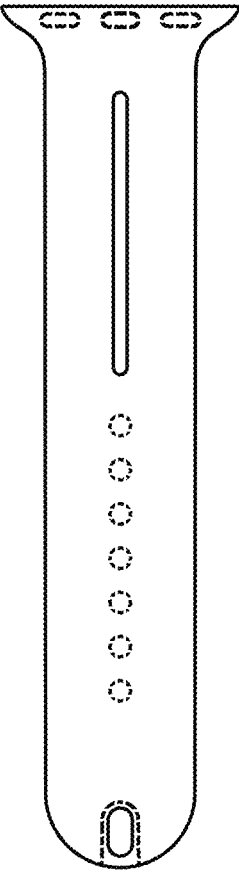
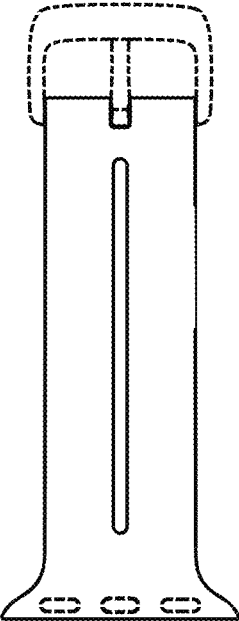


Fig. 6

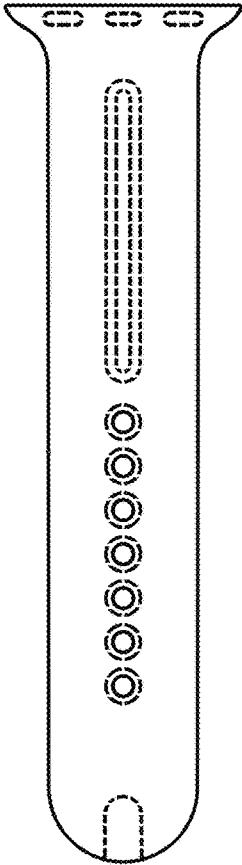
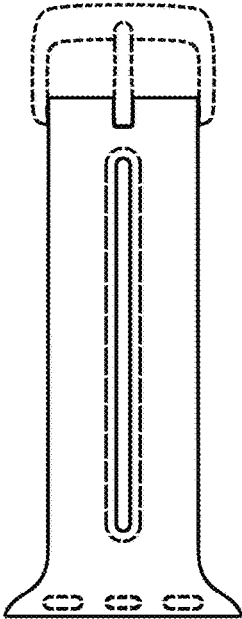


Fig. 7



Fig. 8

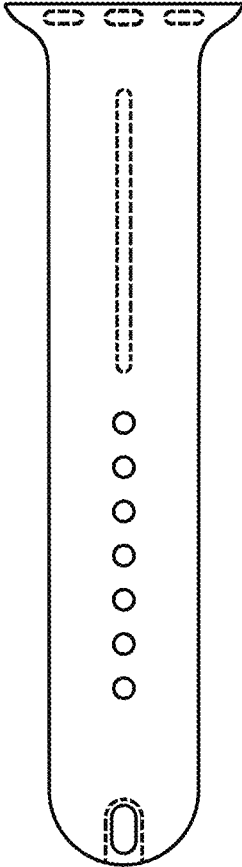
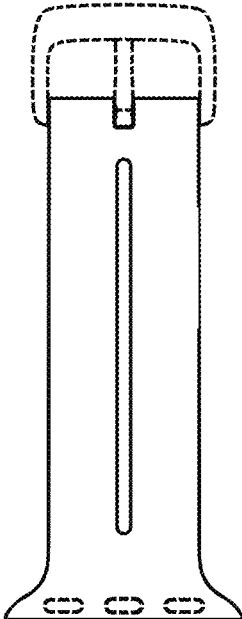


Fig. 9

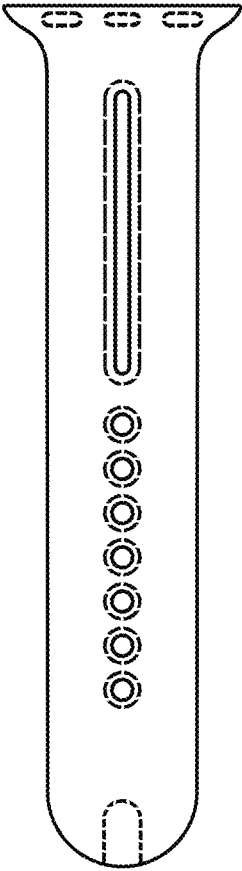
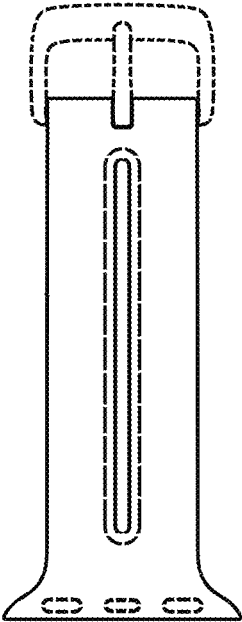


Fig. 10



Fig. 11

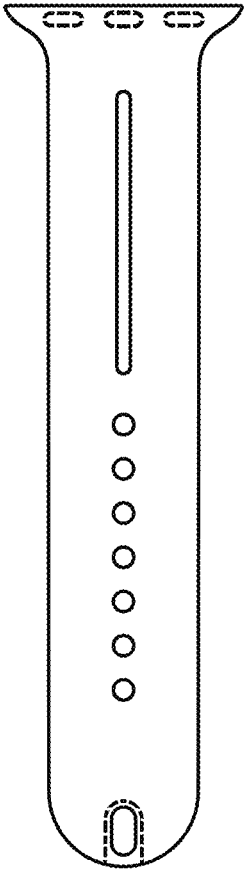
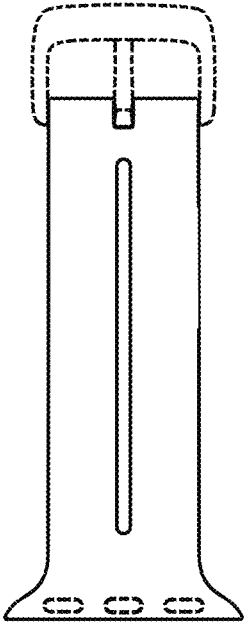


Fig. 12