



US00D877030S

(12) **United States Design Patent**  
**Grewer**

(10) **Patent No.:** **US D877,030 S**

(45) **Date of Patent:** **\*\* Mar. 3, 2020**

(54) **WHEEL**

(71) Applicant: **Jaguar Land Rover Limited**, Whitley,  
Coventry (GB)

(72) Inventor: **Dale Grewer**, Coventry (GB)

(73) Assignee: **Jaguar Land Rover Limited**, Whitley,  
Coventry (GB)

(\*\*) Term: **15 Years**

(21) Appl. No.: **29/687,064**

(22) Filed: **Apr. 10, 2019**

**Related U.S. Application Data**

(62) Division of application No. 29/638,020, filed on Feb.  
23, 2018, now Pat. No. Des. 849,649.

(30) **Foreign Application Priority Data**

Sep. 6, 2017 (EM) ..... 004244275

(51) **LOC (12) Cl.** ..... **12-16**

(52) **U.S. Cl.**  
USPC ..... **D12/209**

(58) **Field of Classification Search**  
USPC ..... D12/204–213  
CPC .... B60B 7/00; B60B 7/02; B60B 7/04; B60B  
7/01; B60B 7/06; B60B 3/02; B60B 3/04;  
B60B 3/06; B60B 3/10; B60B 1/00;  
B60B 1/08; B60B 1/10; B60B 1/12  
See application file for complete search history.

(56) **References Cited**

**U.S. PATENT DOCUMENTS**

D697,467 S \* 1/2014 Pollmann ..... D12/209  
D745,842 S \* 12/2015 Wheel ..... D12/209

D757,626 S *	5/2016	Bridan	.....	D12/209
D761,711 S *	7/2016	Wolff	.....	D12/209
D774,437 S *	12/2016	Nakano	.....	D12/209
D778,798 S *	2/2017	Park	.....	D12/209
D788,674 S *	6/2017	Mielke	.....	D12/209
D791,668 S *	7/2017	Murase	.....	D12/209
D795,777 S *	8/2017	Valencia Pollex	.....	D12/211
D823,432 S *	7/2018	Oh	.....	D23/209
D824,831 S *	8/2018	Oh	.....	D12/209
D828,266 S *	9/2018	Garcia	.....	D12/209
D828,269 S *	9/2018	Kikuchi	.....	D12/209
D830,941 S *	10/2018	Hamilton	.....	D12/211
D835,561 S *	12/2018	Hayashi	.....	D12/209
D847,071 S *	4/2019	Kawaguchi	.....	D12/209
D849,649 S *	5/2019	Grewer	.....	D12/209
D850,347 S *	6/2019	Yoneyama	.....	D12/209
D859,268 S *	9/2019	Rosello Visa	.....	D12/209
D862,345 S *	10/2019	Woodhouse	.....	D12/209
D863,177 S *	10/2019	Gregory	.....	D12/209

\* cited by examiner

*Primary Examiner* — Stacia A Cadmus

(74) *Attorney, Agent, or Firm* — Wood Herron & Evans  
LLP

(57) **CLAIM**

The ornamental design for a wheel, as shown and described.

**DESCRIPTION**

FIG. 1 is a front left perspective view of a wheel for a vehicle according to the present invention.

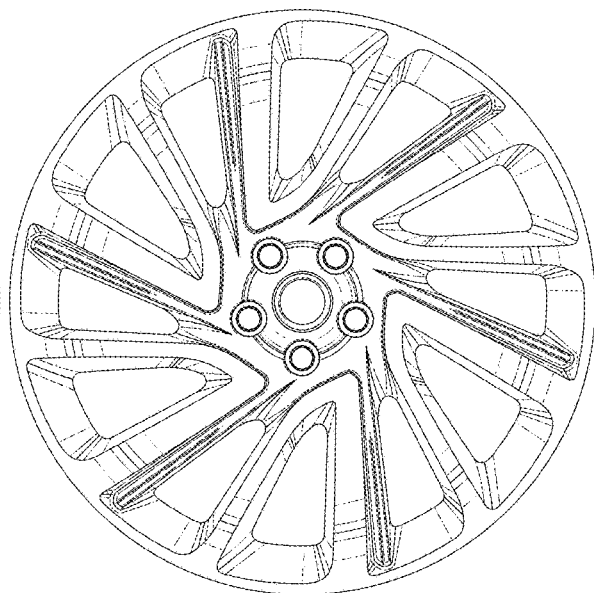

FIG. 2 is a rear left perspective view of the wheel shown in FIG. 1.

FIG. 3 is a front view thereof.

FIG. 4 is a rear view thereof; and,

FIG. 5 is a left side view thereof, the right side view being a mirror image thereof.

**1 Claim, 5 Drawing Sheets**






FIG. 1




FIG. 2

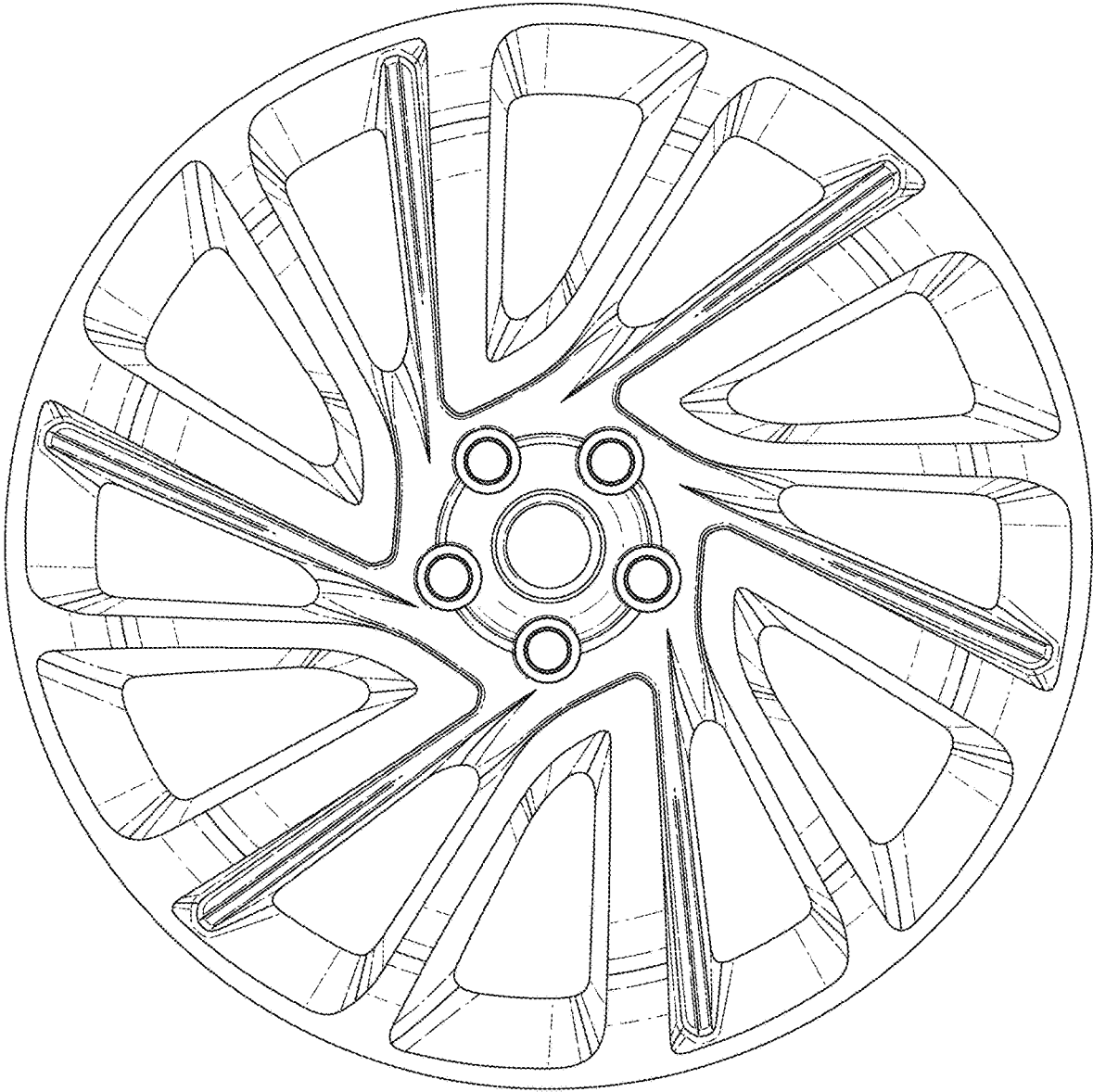


FIG. 3

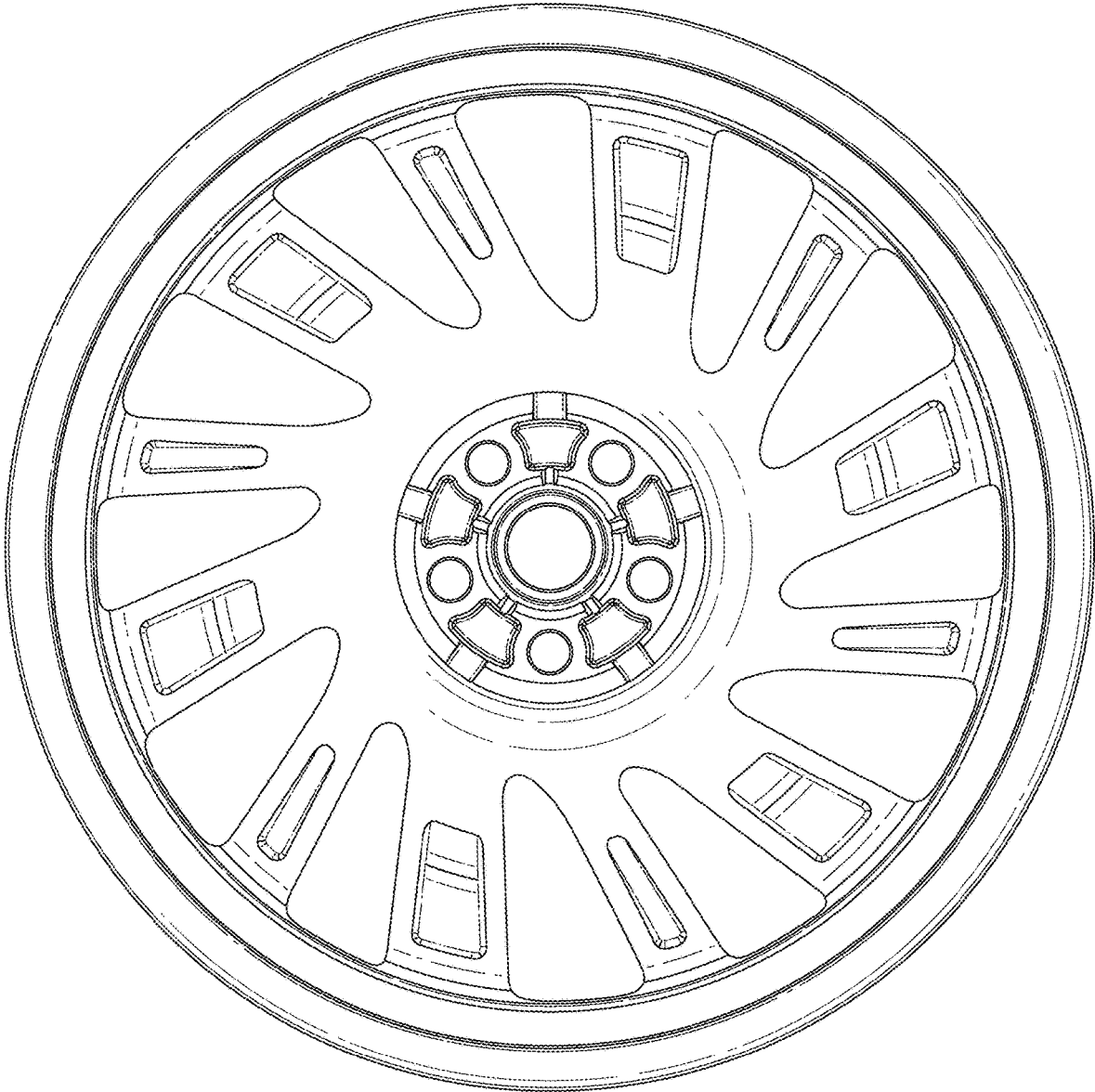


FIG. 4

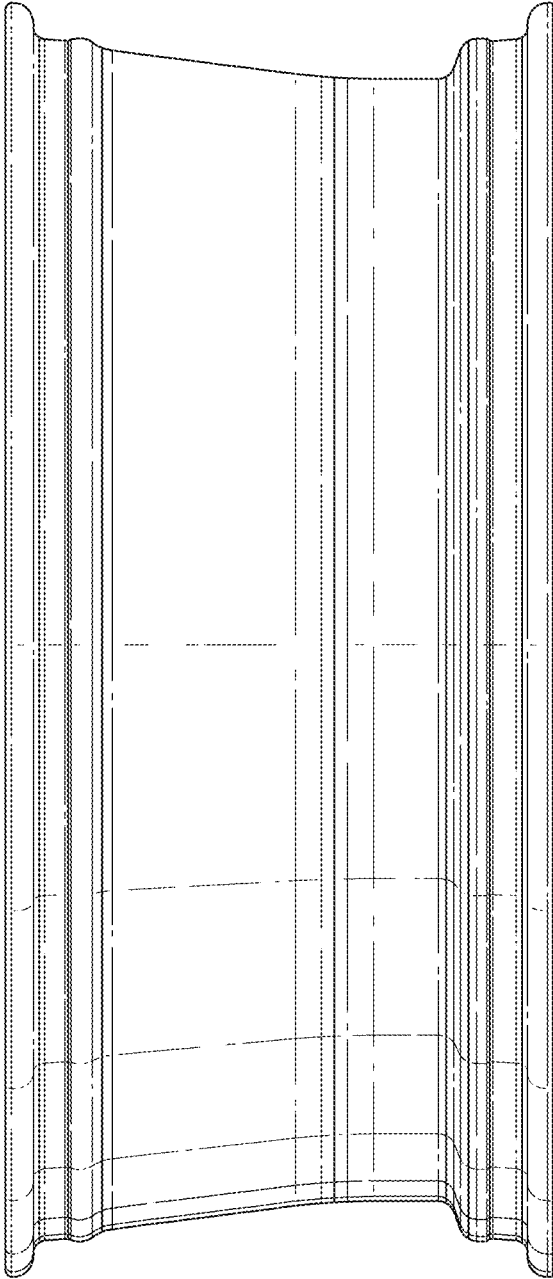


FIG. 5