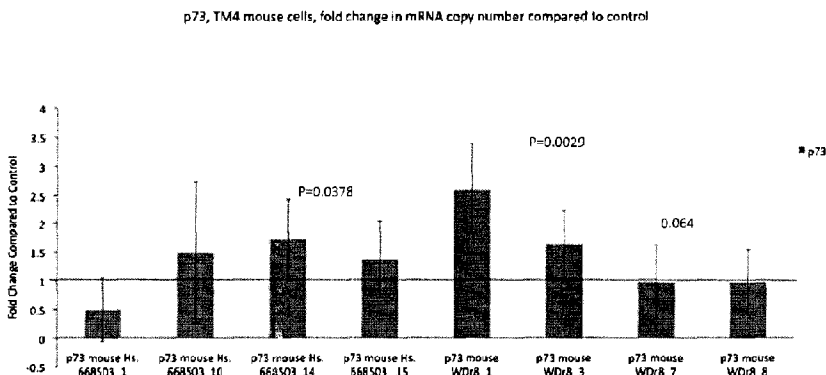




(86) Date de dépôt PCT/PCT Filing Date: 2009/12/03
 (87) Date publication PCT/PCT Publication Date: 2010/06/10
 (45) Date de délivrance/Issue Date: 2021/07/13
 (85) Entrée phase nationale/National Entry: 2011/06/03
 (86) N° demande PCT/PCT Application No.: US 2009/066654
 (87) N° publication PCT/PCT Publication No.: 2010/065787
 (30) Priorités/Priorities: 2008/12/04 (US61/119,973);
 2009/02/23 (US61/154,594); 2009/03/04 (US61/157,249);
 2009/04/03 (US61/166,381)

(51) Cl.Int./Int.Cl. *C12N 15/63* (2006.01),
A61K 31/712 (2006.01), *A61P 35/00* (2006.01),
C07H 19/00 (2006.01), *C12N 15/11* (2006.01)
 (72) Inventeurs/Inventors:
 COLLARD, JOSEPH, US;
 KHORKOVA SHERMAN, OLGA, US
 (73) Propriétaire/Owner:
 CURNA, INC., US
 (74) Agent: NORTON ROSE FULBRIGHT CANADA
 LLP/S.E.N.C.R.L., S.R.L.

(54) Titre : TRAITEMENT DE MALADIES LIEES A UN GENE SUPPRESSEUR DE TUMEUR PAR INHIBITION D'UN
 TRANSCRIT ANTISENS NATUREL DU GENE
 (54) Title: TREATMENT OF TUMOR SUPPRESSOR GENE RELATED DISEASES BY INHIBITION OF NATURAL
 ANTISENSE TRANSCRIPT TO THE GENE



(57) **Abrégé/Abstract:**

The present invention relates to antisense oligonucleotides that modulate the expression of and/or function of Tumor Suppressor genes, in particular, by targeting natural antisense polynucleotides of Tumor Suppressor genes. The invention also relates to the identification of these antisense oligonucleotides and their use in treating diseases and disorders associated with the expression of Tumor Suppressor genes.

(12) INTERNATIONAL APPLICATION PUBLISHED UNDER THE PATENT COOPERATION TREATY (PCT)

(19) World Intellectual Property Organization
International Bureau(43) International Publication Date
10 June 2010 (10.06.2010)

PCT

(10) International Publication Number
WO 2010/065787 A3

(51) International Patent Classification:

C12N 15/63 (2006.01) A61K 31/712 (2006.01)
C12N 15/11 (2006.01) C12Q 1/68 (2006.01)
C07H 19/00 (2006.01) A61P 35/00 (2006.01)

(21) International Application Number:

PCT/US2009/066654

(22) International Filing Date:

3 December 2009 (03.12.2009)

(25) Filing Language:

English

(26) Publication Language:

English

(30) Priority Data:

61/119,973	4 December 2008 (04.12.2008)	US
61/154,594	23 February 2009 (23.02.2009)	US
61/157,249	4 March 2009 (04.03.2009)	US
61/166,381	3 April 2009 (03.04.2009)	US

(71) Applicant (for all designated States except US): CUR-
NA, INC. [US/US]; 555 Heritage Drive, Suite 110,
Jupiter, FL 33458 (US).

(72) Inventors; and

(75) Inventors/Applicants (for US only): COLLARD, Joseph
[US/US]; 1004 Brooks Lane, Delray Beach, FL 33483
(US). KHORKOVA SHERMAN, Olga [US/US]; 18288
SE Heritage Drive, Tequesta, FL 33469 (US).(74) Agents: BARCLAY, Michael et al.; Wilson Sonsini
Goodrich & Rosati, 650 Page Mill Road, Palo Alto, CA
94304-1050 (US).(81) Designated States (unless otherwise indicated, for every
kind of national protection available): AE, AG, AL, AM,
AO, AT, AU, AZ, BA, BB, BG, BH, BR, BW, BY, BZ,
CA, CH, CL, CN, CO, CR, CU, CZ, DE, DK, DM, DO,
DZ, EC, EE, EG, ES, FI, GB, GD, GE, GH, GM, GT,
HN, HR, HU, ID, IL, IN, IS, JP, KE, KG, KM, KN, KP,
KR, KZ, LA, LC, LK, LR, LS, LT, LU, LY, MA, MD,
ME, MG, MK, MN, MW, MX, MY, MZ, NA, NG, NI,
NO, NZ, OM, PE, PG, PH, PL, PT, RO, RS, RU, SC, SD,
SE, SG, SK, SL, SM, ST, SV, SY, TJ, TM, TN, TR, TT,
TZ, UA, UG, US, UZ, VC, VN, ZA, ZM, ZW.(84) Designated States (unless otherwise indicated, for every
kind of regional protection available): ARIPO (BW, GH,
GM, KE, LS, MW, MZ, NA, SD, SL, SZ, TZ, UG, ZM,
ZW), Eurasian (AM, AZ, BY, KG, KZ, MD, RU, TJ,
TM), European (AT, BE, BG, CH, CY, CZ, DE, DK, EE,
ES, FI, FR, GB, GR, HR, HU, IE, IS, IT, LT, LU, LV,
MC, MK, MT, NL, NO, PL, PT, RO, SE, SI, SK, SM,
TR), OAPI (BF, BJ, CF, CG, CI, CM, GA, GN, GQ, GW,
ML, MR, NE, SN, TD, TG).

Published:

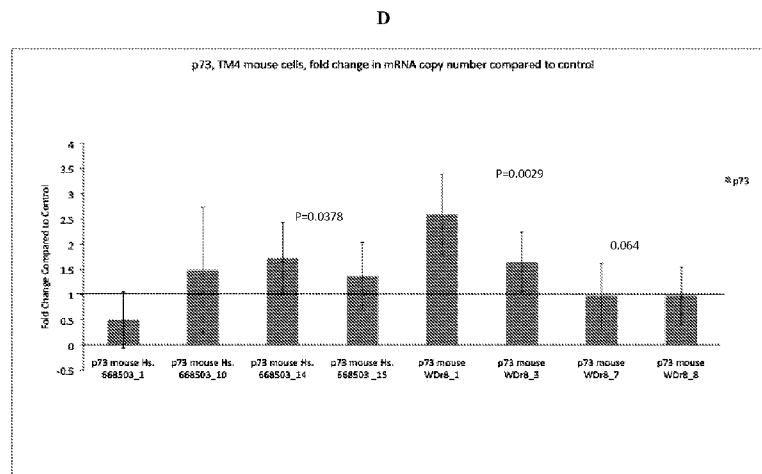
- with international search report (Art. 21(3))
- before the expiration of the time limit for amending the
claims and to be republished in the event of receipt of
amendments (Rule 48.2(h))

(88) Date of publication of the international search report:

14 October 2010

(54) Title: TREATMENT OF TUMOR SUPPRESSOR GENE RELATED DISEASES BY INHIBITION OF NATURAL ANTI-
SENSE TRANSCRIPT TO THE GENE

FIGURE 1

(57) Abstract: The present invention relates to antisense oligonucleotides that modulate the expression of and/or function of Tu-
mor Suppressor genes, in particular, by targeting natural antisense polynucleotides of Tumor Suppressor genes. The invention also
relates to the identification of these antisense oligonucleotides and their use in treating diseases and disorders associated with the
expression of Tumor Suppressor genes.

WO 2010/065787 A3

**TREATMENT OF TUMOR SUPPRESSOR GENE RELATED DISEASES BY
INHIBITION OF NATURAL ANTISENSE TRANSCRIPT TO THE GENE**

CROSS REFERENCE

[0001]

FIELD OF THE INVENTION

[0002] Embodiments of the invention comprise oligonucleotides modulating expression and/or function of Tumor Suppressor genes and associated molecules.

BACKGROUND

[0003] DNA-RNA and RNA-RNA hybridization are important to many aspects of nucleic acid function including DNA replication, transcription, and translation. Hybridization is also central to a variety of technologies that either detect a particular nucleic acid or alter its expression. Antisense nucleotides, for example, disrupt gene expression by hybridizing to target RNA, thereby interfering with RNA splicing, transcription, translation, and replication. Antisense DNA has the added feature that DNA-RNA hybrids serve as a substrate for digestion by ribonuclease H, an activity that is present in most cell types. Antisense molecules can be delivered into cells, as is the case for oligodeoxynucleotides (ODNs), or they can be expressed from endogenous genes as RNA molecules. The FDA recently approved an antisense drug, VITRA VENE™ (for treatment of cytomegalovirus retinitis), reflecting that antisense has therapeutic utility.

SUMMARY

[0004] This Summary is provided to present a summary of the invention to briefly indicate the nature and substance of the invention. It is submitted with the understanding that it will not be used to interpret or limit the scope or meaning of the claims.

[0005] In one embodiment, the invention provides methods for inhibiting the action of a natural antisense transcript by using antisense oligonucleotide(s) targeted to any region of the natural antisense transcript resulting in up-regulation of the corresponding sense gene. It is also contemplated herein that inhibition of the natural antisense transcript can be achieved by siRNA, ribozymes and small molecules, which are considered to be within the scope of the present invention.

[0006] One embodiment provides a method of modulating function and/or expression of an Tumor Suppressor gene polynucleotide in patient cells or tissues in vivo or in vitro comprising contacting said cells or tissues with an antisense oligonucleotide 5 to 30 nucleotides in length wherein said oligonucleotide has at least 50% sequence identity to a reverse complement of a polynucleotide comprising 5 to 30 consecutive nucleotides within nucleotides 1 to 1675 of SEQ ID NO: 8 or nucleotides 1 to 518 of SEQ ID NO: 9 or nucleotides 1 to 759 of SEQ ID NO: 10 or nucleotides 1 to 25892 of SEQ ID NO: 11 or nucleotides 1 to 279 of SEQ ID NO: 12, or nucleotides 1 to 1982 of SEQ ID NO: 13, or nucleotides 1 to 789 of SEQ ID NO: 14, or nucleotides 1 to 467 of SEQ ID NO: 15 (Fig.5) thereby modulating function and/or expression of the Tumor Suppressor gene polynucleotide in patient cells or tissues in vivo or in vitro.

[0007] In another preferred embodiment, an oligonucleotide targets a natural antisense sequence of Tumor Suppressor gene polynucleotides, for example, nucleotides set forth in SEQ ID NOS: 8, 9, 10, 11, 12, 13, 14 or 15, and any variants, alleles, homo logs, mutants, derivatives, fragments and complementary sequences thereto. Examples of antisense oligonucleotides are set forth as SEQ ID NOS: 16 to 36 (Fig.6 to 9).

[0008] Another embodiment provides a method of modulating function and/or expression of an Tumor Suppressor gene polynucleotide in patient cells or tissues in vivo or in vitro comprising contacting said cells or tissues with an antisense oligonucleotide 5 to 30 nucleotides in length wherein said oligonucleotide has at least 50% sequence identity to a reverse complement of the an antisense of the Tumor Suppressor gene polynucleotide; thereby modulating function and/or expression of the Tumor Suppressor gene polynucleotide in patient cells or tissues in vivo or in vitro.

[0009] Another embodiment provides a method of modulating function and/or expression of an Tumor Suppressor gene polynucleotide in patient cells or tissues in vivo or in vitro comprising contacting said cells or tissues with an antisense oligonucleotide 5 to 30 nucleotides in length wherein said oligonucleotide has at least 50% sequence identity to an antisense oligonucleotide to an Tumor Suppressor gene antisense polynucleotide; thereby modulating function and/or expression of the Tumor Suppressor gene polynucleotide in patient cells or tissues in vivo or in vitro.

[0010] In a preferred embodiment, a composition comprises one or more antisense oligonucleotides which bind to sense and/or antisense Tumor Suppressor gene polynucleotides.

[0011] In another preferred embodiment, the oligonucleotides comprise one or more modified or substituted nucleotides.

[0012] In another preferred embodiment, the oligonucleotides comprise one or more modified bonds.

[0013] In yet another embodiment, the modified nucleotides comprise modified bases comprising phosphorothioate, methylphosphonate, peptide nucleic acids, 2'-O-methyl, fluoro- or carbon, methylene or other locked nucleic acid (LNA) molecules. Preferably, the modified nucleotides are locked nucleic acid molecules, including α -L-LNA.

[0014] In another preferred embodiment, the oligonucleotides are administered to a patient subcutaneously, intramuscularly, intravenously or intraperitoneally.

[0015] In another preferred embodiment, the oligonucleotides are administered in a pharmaceutical composition. A treatment regimen comprises administering the antisense compounds at least once to patient; however, this treatment can be modified to include multiple doses over a period of time. The treatment can be combined with one or more other types of therapies.

[0016] In another preferred embodiment, the oligonucleotides are encapsulated in a liposome or attached to a carrier molecule (e.g. cholesterol, TAT peptide).

[0017] One embodiment provides a method of modulating a function of and/or the expression of a Tumor Suppressor gene polynucleotide in patient cells or tissues in vivo or in vitro comprising contacting said cells or tissues with at least one antisense oligonucleotide 5 to 30 nucleotides in length wherein said at least one oligonucleotide has at least 50% sequence identity to a reverse complement of a natural antisense of a Tumor Suppressor gene polynucleotide, thereby modulating a function of and/or the expression of the Tumor Suppressor gene polynucleotide in patient cells or tissues in vivo or in vitro.

[0018] One embodiment provides a method of modulating a function of and/or expression of a Tumor Suppressor gene polynucleotide in patient cells or tissues in vivo or in vitro comprising contacting said cells or tissues with an antisense oligonucleotide 5 to 30 nucleotides in length wherein said oligonucleotide has at least 50% sequence identity to an antisense oligonucleotide to the Tumor Suppressor gene polynucleotide; thereby modulating a function of and/or the expression of the Tumor Suppressor gene polynucleotide in patient cells or tissues in vivo or in vitro.

[0019] Another embodiment provides a method of modulating a function of and/or the expression of a Tumor Suppressor gene polynucleotide in patient cells or tissues in vivo or in vitro comprising contacting said cells or tissues with at least one antisense oligonucleotide that targets a region of the natural antisense of a Tumor Suppressor gene polynucleotide; thereby modulating a function of and/or the expression of the Tumor Suppressor gene polynucleotide in patient cells or tissues in vivo or in vitro.

[0020] In an embodiment, a function of and/or the expression of the Tumor Suppressor gene polynucleotide is increased in vivo or in vitro with respect to a control.

[0021] In another embodiment, the at least one antisense oligonucleotide targets a natural antisense sequence of a Tumor Suppressor gene polynucleotide.

[0022] In an embodiment, the at least one antisense oligonucleotide targets a nucleic acid sequence comprising coding and/or non-coding nucleic acid sequences of a Tumor Suppressor gene polynucleotide.

[0023] In an embodiment, the at least one antisense oligonucleotide targets overlapping and/or non-overlapping sequences of a Tumor Suppressor gene polynucleotide.

[0024] In a particular embodiment, the at least one antisense oligonucleotide comprises one or more modifications selected from: at least one modified sugar moiety, at least one modified internucleoside linkage, at least one modified nucleotide, and combinations thereof.

[0025] In a related embodiment, the one or more modifications comprise at least one modified sugar moiety selected from: a 2'-O-methoxyethyl modified sugar moiety, a T- methoxy modified sugar moiety, a 2'-O-alkyl modified sugar moiety, a bicyclic sugar moiety, and combinations thereof.

[0026] In another embodiment, the one or more modifications comprise at least one modified internucleoside linkage selected from: a phosphorothioate, T- O-methoxyethyl (MOE), T- fluoro, alkylphosphonate, phosphorodithioate, alkylphosphonothioate, phosphoramidate, carbamate, carbonate, phosphate triester, acetamidate, a carboxymethyl ester, and combinations thereof.

[0027] In an embodiment, the one or more modifications comprise at least one modified nucleotide selected from: a peptide nucleic acid (PNA), a locked nucleic acid (LNA), an arabinonucleic acid (FANA), an analogue, a derivative, and combinations thereof.

[0028] In another embodiment, the at least one oligonucleotide comprises at least one of the oligonucleotide sequences set forth as SEQ ID NOS: 16 to 36.

[0029] The invention also provides a method of modulating a function of and/or the expression of a Tumor Suppressor gene in mammalian cells or tissues in vivo or in vitro comprising contacting said cells or tissues with at least one short interfering RNA (siRNA) oligonucleotide 5 to 30 nucleotides in length, said at least one siRNA specific for an antisense polynucleotide of a Tumor Suppressor gene polynucleotide wherein said oligonucleotide has at least 50% sequence identity to a complementary sequence of at least about five consecutive nucleic acids of the antisense and/or sense nucleic acid molecule of a Tumor Suppressor gene polynucleotide; and, modulating a function of and/or the expression of the Tumor Suppressor gene in mammalian cells or tissues in vivo or in vitro.

[0030] In an embodiment, the oligonucleotide has at least 80% sequence identity to a complementary sequence of at least about five consecutive nucleic acids of the antisense and/or sense nucleic acid molecule of the Tumor Suppressor gene polynucleotide.

[0031] Another embodiment provides a method of modulating a function of and/or the expression of a Tumor Suppressor gene in mammalian cells or tissues in vivo or in vitro comprising contacting said cells or tissues with at least one antisense oligonucleotide of about 5 to 30 nucleotides in length specific for noncoding and/or coding sequences of a sense and/or natural antisense strand of a Tumor Suppressor gene polynucleotide wherein said at least one antisense oligonucleotide has at least 50% sequence identity to at least one nucleic acid sequence set forth as SEQ ID NOS: 1, 2, 3, 4, 5, 6, 7, 8, 9, 10, 11, 12, 13, 14 and 15; and, modulating the function and/or expression of the Tumor Suppressor gene in mammalian cells or tissues in vivo or in vitro.

[0032] One embodiment provides a synthetic, modified oligonucleotide comprising at least one modification, wherein the at least one modification is selected from: at least one modified sugar moiety; at least one modified internucleotide linkage; at least one modified nucleotide; and combinations thereof; and further wherein said oligonucleotide is an antisense compound which hybridizes to and modulates expression and/or function of a Tumor Suppressor gene polynucleotide in vivo or in vitro as compared to a normal control.

[0033] In an embodiment, the at least one modification comprises an internucleotide linkage selected from the group consisting of: phosphorothioate, alkylphosphonate, phosphorodithioate, alkylphosphonothioate, phosphoramidate, carbamate, carbonate, phosphate triester, acetamidate, carboxymethyl ester, and combinations thereof.

[0034] In another embodiment, the oligonucleotide comprises at least one phosphorothioate internucleotide linkage.

[0035] In a related embodiment, oligonucleotide comprises a backbone of phosphorothioate internucleotide linkages.

[0036] In an embodiment, the oligonucleotide comprises at least one modified nucleotide, said modified nucleotide selected from: a peptide nucleic acid, a locked nucleic acid (LNA), analogue, derivative, and a combination thereof.

[0037] In another embodiment, the oligonucleotide comprises a plurality of modifications, wherein said modifications comprise internucleotide linkages selected from: phosphorothioate, alkylphosphonate, phosphorodithioate, alkylphosphonothioate, phosphoramidate, carbamate, carbonate, phosphate triester, acetamidate, carboxymethyl ester, and a combination thereof.

[0038] In an embodiment, the oligonucleotide comprises a plurality of modifications, wherein said modifications comprise modified nucleotides selected from: peptide nucleic acids, locked nucleic acids (LNA), analogues, derivatives, and a combination thereof.

[0039] In another embodiment, the oligonucleotide comprises at least one modified sugar moiety selected from: a 2'-O-methoxyethyl modified sugar moiety, a 2'-methoxy modified sugar moiety, a 2'-O-alkyl modified sugar moiety, a bicyclic sugar moiety, and a combination thereof.

[0040] In another embodiment, the oligonucleotide comprises a plurality of modifications, wherein said modifications comprise modified sugar moieties selected from: a 2'-O-methoxyethyl modified sugar moiety, a 2'-methoxy modified sugar moiety, a 2'-O-alkyl modified sugar moiety, a bicyclic sugar moiety, and a combination thereof.

[0041] In another embodiment, the oligonucleotide is of at least about 5 to 30 nucleotides in length and hybridizes to an antisense and/or sense strand of a Tumor Suppressor gene polynucleotide wherein said oligonucleotide has at least about 20% sequence identity to a complementary sequence of at least about five consecutive nucleic acids of the antisense and/or sense coding and/or noncoding nucleic acid sequences of the Tumor Suppressor gene polynucleotide.

[0042] In another embodiment, the oligonucleotide has at least about 80% sequence identity to a complementary sequence of at least about five consecutive nucleic acids of the antisense and/or sense coding and/or noncoding nucleic acid sequence of the Tumor Suppressor gene polynucleotide.

[0043] In another embodiment, said oligonucleotide hybridizes to and modulates expression and/or function of at least one Tumor Suppressor gene polynucleotide in vivo or in vitro, as compared to a normal control.

[0044] In an embodiment, the oligonucleotide comprises one of the sequences set forth as SEQ ID NOS: 16 to 36.

[0045] The invention further provides a composition comprising one or more oligonucleotides specific for one or more Tumor Suppressor gene polynucleotides, said polynucleotides comprising antisense sequences, complementary sequences, alleles, homologs, isoforms, variants, derivatives, mutants, fragments, or combinations thereof.

[0046] In a certain embodiment, wherein the oligonucleotides have at least about 40% sequence identity as compared to any one of the nucleotide sequences set forth as SEQ ID NOS: 16 to 36.

[0047] In an embodiment, the one or more oligonucleotides comprise any of the nucleotide sequences set forth as SEQ ID NOS: 10 to 30.

[0048] In another embodiment, the oligonucleotides set forth as SEQ ID NOS: 16 to 36 comprise one or more modifications or nucleotide substitutions.

[0049] In another embodiment, the one or more modifications are selected from: phosphorothioate, methylphosphonate, peptide nucleic acid, locked nucleic acid (LNA) molecules, and combinations thereof.

[0050] An embodiment of the invention provides a method of preventing or treating a disease associated with at least one Tumor Suppressor gene polynucleotide and/or at least one encoded product thereof, comprising administering to a patient a therapeutically effective dose of at least one antisense oligonucleotide that binds to a natural antisense sequence of said at least one Tumor Suppressor gene polynucleotide and modulates expression of said at least one Tumor Suppressor gene polynucleotide; thereby preventing or treating the disease associated with the at least one Tumor Suppressor gene polynucleotide and/or at least one encoded product thereof.

[0051] In a certain embodiment, a disease associated with the at least one Tumor Suppressor gene polynucleotide is selected from: a disease associated with decreased or increased apoptosis,

tissue/cell aging, a cancer (including those mentioned in Table 1), an autoimmune disease, an immunodeficiency disease including AIDS, senescence, a neurodegenerative disease or disorder (e.g. Alzheimer's disease, ataxia telangiectasia, Parkinson's disease, amyotrophic lateral sclerosis, Huntington's disease etc.), a hyperplastic disease (e.g., cheloid), rheumatoid arthritis, coronary heart disease ischemic cell death, a lymphoproliferative disorder, atherosclerosis, osteoporosis, a myelodysplastic syndrome, a toxin-induced disease, a viral infection, wound-healing, Cowden disease (CD), Lhermitte-Duclos disease (LDD) , Bannayan-Zonana syndrome (BZS, also known as Bannayan-Riley-Ruvalcaba syndrome, Ruvalcaba-Myhre-Smith syndrome and Riley-Smith syndrome), transplantation, an apoptosis- related disease or disorder, a metabolic disease or condition (e.g., diabetes), a kidney diseases or disorder, myocardial infarction/heart failure, ischemia, sepsis, an inflammatory disease where particular haematopoietic inflammatory cells are in excess, a proliferative disease, or a disease or disorder wherein there is a therapeutic paradigm for treatment of inflammatory disease through increasing apoptosis.

[0052] An embodiment provides a method of identifying and selecting at least one oligonucleotide for in vivo administration comprising: selecting a target polynucleotide associated with a disease state; identifying at least one oligonucleotide comprising at least five consecutive nucleotides which are complementary to, or in an antisense orientation to the selected target polynucleotide; measuring the thermal melting point of an hybrid of an antisense oligonucleotide and the target polynucleotide under stringent hybridization conditions; and selecting at least one oligonucleotide for in vivo administration based on the information obtained.

[0053] Other aspects are described infra.

BRIEF DESCRIPTION OF THE DRAWINGS

[0054] Fig.1A and Fig.1B: is a graph of real time PCR results showing the fold change in TP73 mRNA after treatment of HepG2 cells with phosphorothioate oligonucleotides introduced using Lipofectamine 2000, as compared to control. Real time PCR results show that the levels of the p73 mRNA in HepG2 cells are significantly increased 48 h after treatment with the oligos designed to p73as (Fig. 1A). In the same samples the levels of p73as RNA were significantly

reduced after treatment with oligos to p73as (Fig. IB). Bars denoted as oligo 1, oligo 2 and oligo 3 correspond to samples treated with SEQ ID NOS 16, 17 and 18 respectively.

[0055] Fig.1C: is a graph of real time PCR results showing the fold change + standard deviation in TP73 mRNA after treatment of HepG2 cells with siRNA oligonucleotides introduced using Lipofectamine 2000, as compared to control. Real time PCR results show that the levels of the p73 mRNA in HepG2 cells are significantly increased 48 h after treatment with two of the oligos designed to p73 antisense Hs.668503 and one of the oligos designed to p73 antisense Hs.674463. Bars denoted as p73 Hs.668503_1, p73 Hs.668503_2, p73 Hs.674463 1 and p73 Hs.674463_2 correspond to samples treated with SEQ ID NOS 19, 20, 21 and 22 respectively.

[0056] Fig.1D: is a graph of real time PCR results showing the fold change + standard deviation in TP73 mRNA after treatment of TM4 cells with phosphothioate oligonucleotides introduced using Lipofectamine 2000, as compared to control. Real time PCR results show that the levels of the p73 mRNA in mouse TM4 cells are significantly increased 48 h after treatment with one of the oligos designed to mouse p73 antisense Hs.668503 and one of the oligos designed to mouse p73 antisense WDR8. Bars denoted as p73 mouse Hs.668503 1, p73 mouse Hs.668503 10, p73 mouse Hs.668503 14, p73 mouse Hs.668503 15, p73 mouse WDr8 _1, p73 mouse WDr8 _7, p73 mouse WDr8 _8 and p73 mouse WDr8 _3 correspond to samples treated with SEQ ID NOS 20 to 30 respectively.

[0057] FIG.2 is a graph of real time PCR results showing the fold change in p53 mRNA after treatment of HUVEC cells with phosphothioate oligonucleotides introduced using Lipofectamine 2000, as compared to control. Real time PCR results show that the levels of p53 mRNA in HUVEC cells are significantly increased 48 h after treatment with all of the siRNAs designed to p53as (oligo1, P=0.003, oligo2 P=0.001, and oligo2 P=0.03). Bars denoted as oligo1, oligo2 and oligo3 correspond to samples treated with SEQ ID NOS: 31, 32 and 33 respectively.

[0058] Fig.3 is a graph of real time PCR results showing the fold change in PTEN mRNA after treatment of HepG2 cells with phosphothioate oligonucleotides introduced using Lipofectamine 2000, as compared to control. Real time PCR results show that the levels of PTEN mRNA in HepG2 cells are significantly increased 48 h after treatment with one of the oligos designed to

PTEN antisense Hs.624903. Bars denoted as PTEN Hs.607931_2, PTEN Hs.624903 2, PTEN Hs.624903_3 correspond to samples treated with SEQ ID NOS 34, 35 and 36 respectively.

[0059] Fig.4 shows:

SEQ ID NO: 1: Homo sapiens Tumor Suppressor gene (TP73) transcript variant 1, mRNA. (NCBI Accession No.: NM_005427.2)

SEQ ID NO: 2 shows the genomic sequence of p73 (exons are shown in capital letters, introns in small).

SEQ ID NO: 3 shows the mouse genomic sequence of p73 (exons are shown in capital letters, introns in small). SEQ ID NO: 2: Homo sapiens tumor protein p53 (TP53), transcript variant 1, mRNA. (NCBI Accession No.: NM_000546.4)

SEQ ID NO: 4: shows the Homo sapiens transcript variant 1 mRNA sequence of p53.

SEQ ID NO: 5 shows the genomic sequence of p53 (exons are shown in capital letters, introns in small).

SEQ ID NO: 6: Homo sapiens phosphatase and tensin homolog (PTEN), mRNA. (NCBI Accession No.: NM_000314).

SEQ ID NO: 7: shows the genomic sequence of PTEN (exons are shown in capital letters, introns in small).

[0060] Fig.5 shows:

SEQ ID NO: 4 8 : Natural antisense sequence p73as (NCBI Accession No.: NM_017818.2)

SEQ ID NO: 9: p73 Natural antisense sequence Hs.668503

SEQ ID NO: 10 : p73 Natural antisense sequence Hs.674463

SEQ ID NO: 11 : p73 Mouse Natural antisense sequence

SEQ ID NO: 12 : p73 Mouse natural antisense sequence: Hs.668503 (Matching bases in cDNA and genomic sequences are indicated by capital letters)

SEQ ID NO: 13 : p53 Natural Antisense sequence (NCBI Accession No.: NM_018081.2)

SEQ ID NO: 14: PTEN Natural Antisense sequence (Hs.624903)

SEQ ID NO: 15 : PTEN Natural Antisense sequence (Hs. 607931)

[0061] Fig.6 shows the antisense oligonucleotides, SEQ ID NOs: 16 to 22. 'r' indicates RNA and * indicates phosphorothioate bond.

[0062] Fig.7 shows the antisense oligonucleotides, SEQ ID NOs: 23 to 30. * indicates phosphorothioate bond.

[0063] Fig.8 shows the p53 antisense oligonucleotides to natural antisense sequence NM O 18081, SEQ ID NOs: 31 to 33.

[0064] Fig.9 shows the PTEN antisense oligonucleotides to natural antisense sequence Hs.624903 and Hs. 607931, SEQ ID NOs: 34 to 36. 'r' indicates RNA.

[0065] Fig.10 shows the sense oligonucleotides, SEQ ID NOs: 37 to 40 . 'r' indicates RNA.

The sense oligonucleotide SEQ ID NO: 37 is the reverse complement of the antisense oligonucleotide SEQ ID NO: 19,

the sense oligonucleotide SEQ ID NO: 38 is the reverse complement of the antisense oligonucleotide SEQ ID NO: 20,

the sense oligonucleotide SEQ ID NO: 39 is the reverse complement of the antisense oligonucleotide SEQ ID NO: 21 ; and

the sense oligonucleotide SEQ ID NO: 40 is the reverse complement of the antisense oligonucleotide SEQ ID NO: 22.

[0066] Fig.11 shows SEQ ID NOs: 41 and 42 of the assays designed by Applied Biosystems Taqman gene Expression Assay

SEQ ID No.: 41 is the p73 target sequence, exon 2 (Hs00232088_ml)

SEQ ID No.: 42 is the p73as target sequence, exon 7 (Hs00215135_ml and Hs00892470_gl)

[0067] Fig.12 shows SEQ ID NOs: 43 and 44 of the assays designed by Applied Biosystems Taqman gene Expression Assay.

SEQ ID No.: 43 is the p53 target sequence (Hs00153340_ml)

SEQ ID No.: 44 is the p53as (WDR79) target sequence (Hs00216360_ml)

[0068] Fig.13 shows the sense oligonucleotides, SEQ ID NOs: 45 to 47. 'r' indicates RNA.

The sense oligonucleotide SEQ ID NO: 45 is the reverse complement of the antisense oligonucleotide SEQ ID NO: 34 ,

the sense oligonucleotide SEQ ID NO: 46 is the reverse complement of the antisense oligonucleotide SEQ ID NO: 35; and

the sense oligonucleotide SEQ ID NO: 47 is the reverse complement of the antisense oligonucleotide SEQ ID NO: 36.

DETAILED DESCRIPTION

[0069] Several aspects of the invention are described below with reference to example applications for illustration. It should be understood that numerous specific details, relationships, and methods are set forth to provide a full understanding of the invention. One having ordinary skill in the relevant art, however, will readily recognize that the invention can be practiced without one or more of the specific details or with other methods. The present invention is not limited by the ordering of acts or events, as some acts may occur in different orders and/or concurrently with other acts or events. Furthermore, not all illustrated acts or events are required to implement a methodology in accordance with the present invention.

[0070] All genes, gene names, and gene products disclosed herein are intended to correspond to homologs from any species for which the compositions and methods disclosed herein are

applicable. Thus, the terms include, but are not limited to genes and gene products from humans and mice. It is understood that when a gene or gene product from a particular species is disclosed, this disclosure is intended to be exemplary only, and is not to be interpreted as a limitation unless the context in which it appears clearly indicates. Thus, for example, for the genes disclosed herein, which in some embodiments relate to mammalian nucleic acid and amino acid sequences are intended to encompass homologous and/or orthologous genes and gene products from other animals including, but not limited to other mammals, fish, amphibians, reptiles, and birds. In preferred embodiments, the genes or nucleic acid sequences are human.

Definitions

[0071] The terminology used herein is for the purpose of describing particular embodiments only and is not intended to be limiting of the invention. As used herein, the singular forms "a", "an" and "the" are intended to include the plural forms as well, unless the context clearly indicates otherwise. Furthermore, to the extent that the terms "including", "includes", "having", "has", "with", or variants thereof are used in either the detailed description and/or the claims, such terms are intended to be inclusive in a manner similar to the term "comprising."

[0072] The term "about" or "approximately" means within an acceptable error range for the particular value as determined by one of ordinary skill in the art, which will depend in part on how the value is measured or determined, i.e., the limitations of the measurement system. For example, "about" can mean within 1 or more than 1 standard deviation, per the practice in the art. Alternatively, "about" can mean a range of up to 20%, preferably up to 10%, more preferably up to 5%, and more preferably still up to 1% of a given value. Alternatively, particularly with respect to biological systems or processes, the term can mean within an order of magnitude, preferably within 5-fold, and more preferably within 2-fold, of a value. Where particular values are described in the application and claims, unless otherwise stated the term "about" meaning within an acceptable error range for the particular value should be assumed.

[0073] As used herein, the term "mRNA" means the presently known mRNA transcript(s) of a targeted gene, and any further transcripts which may be elucidated.

[0074] By "antisense oligonucleotides" or "antisense compound" is meant an RNA or DNA molecule that binds to another RNA or DNA (target RNA, DNA). For example, if it is an RNA oligonucleotide it binds to another RNA target by means of RNA-RNA interactions and alters the activity of the target RNA (Eguchi et al, (1991) *Ann. Rev. Biochem.* 60, 631-652). An antisense oligonucleotide can upregulate or downregulate expression and/or function of a particular polynucleotide. The definition is meant to include any foreign RNA or DNA molecule which is useful from a therapeutic, diagnostic, or other viewpoint. Such molecules include, for example, antisense RNA or DNA molecules, interference RNA (RNAi), micro RNA, decoy RNA molecules, siRNA, enzymatic RNA, therapeutic editing RNA and agonist and antagonist RNA, antisense oligomeric compounds, antisense oligonucleotides, external guide sequence (EGS) oligonucleotides, alternate splicers, primers, probes, and other oligomeric compounds that hybridize to at least a portion of the target nucleic acid. As such, these compounds may be introduced in the form of single-stranded, double-stranded, partially single-stranded, or circular oligomeric compounds.

[0075] In the context of this invention, the term "oligonucleotide" refers to an oligomer or polymer of ribonucleic acid (RNA) or deoxyribonucleic acid (DNA) or mimetics thereof. The term "oligonucleotide", also includes linear or circular oligomers of natural and/or modified monomers or linkages, including deoxyribonucleosides, ribonucleosides, substituted and alpha-anomeric forms thereof, peptide nucleic acids (PNA), locked nucleic acids (LNA), phosphorothioate, methylphosphonate, and the like. Oligonucleotides are capable of specifically binding to a target polynucleotide by way of a regular pattern of monomer-to- monomer interactions, such as Watson-Crick type of base pairing, Hoogsteen or reverse Hoogsteen types of base pairing, or the like.

[0076] The oligonucleotide may be "chimeric", that is, composed of different regions. In the context of this invention "chimeric" compounds are oligonucleotides, which contain two or more chemical regions, for example, DNA region(s), RNA region(s), PNA region(s) etc. Each chemical region is made up of at least one monomer unit, i.e., a nucleotide in the case of an oligonucleotides compound. These oligonucleotides typically comprise at least one region wherein the oligonucleotide is modified in order to exhibit one or more desired properties. The desired properties of the oligonucleotide include, but are not limited, for example, to increased

resistance to nuclease degradation, increased cellular uptake, and/or increased binding affinity for the target nucleic acid. Different regions of the oligonucleotide may therefore have different properties. The chimeric oligonucleotides of the present invention can be formed as mixed structures of two or more oligonucleotides, modified oligonucleotides, oligonucleosides and/or oligonucleotide analogs as described above.

[0077] The oligonucleotide can be composed of regions that can be linked in "register", that is, when the monomers are linked consecutively, as in native DNA, or linked via spacers. The spacers are intended to constitute a covalent "bridge" between the regions and have in preferred cases a length not exceeding about 100 carbon atoms. The spacers may carry different functionalities, for example, having positive or negative charge, carry special nucleic acid binding properties (intercalators, groove binders, toxins, fluorophors etc.), being lipophilic, inducing special secondary structures like, for example, alanine containing peptides that induce alpha-helices.

[0078] As used herein "Tumor Suppressor gene" and "Tumor Suppressor gene" are inclusive of all family members, mutants, alleles, fragments, species, coding and noncoding sequences, sense and antisense polynucleotide strands, etc.

[0079] As used herein, the words Tumor Protein 73, p73, TP73 are used interchangeably in the present application.

[0080] As used herein, the words TRP53, Tumor suppressor p53, p53, P53 Antigen NY-CO- 13, Cellular tumor antigen p53, FLJ92943, LFS1, and Phosphoprotein p53 are used interchangeably in the present application.

[0081] As used herein, the words PTEN, 10q23del, BZS, MGCl 1227, MHAM, MMAC1, Mutated in multiple advanced cancers 1, Phosphatase and tensin homo log, Phosphatidylinositol-3,4,5-trisphosphate 3-phosphatase and dual-specificity protein phosphatase PTEN, PTEN1, TEPI are used interchangeably in the present application.

[0082] As used herein, the term "oligonucleotide specific for" or "oligonucleotide which targets" refers to an oligonucleotide having a sequence (i) capable of forming a stable complex with a portion of the targeted gene, or (ii) capable of forming a stable duplex with a portion of a mRNA

transcript of the targeted gene. Stability of the complexes and duplexes can be determined by theoretical calculations and/or in vitro assays. Exemplary assays for determining stability of hybridization complexes and duplexes are described in the Examples below.

[0083] As used herein, the term "target nucleic acid" encompasses DNA, RNA (comprising premRNA and mRNA) transcribed from such DNA, and also cDNA derived from such RNA, coding, noncoding sequences, sense or antisense polynucleotides. The specific hybridization of an oligomeric compound with its target nucleic acid interferes with the normal function of the nucleic acid. This modulation of function of a target nucleic acid by compounds, which specifically hybridize to it, is generally referred to as "antisense". The functions of DNA to be interfered include, for example, replication and transcription. The functions of RNA to be interfered, include all vital functions such as, for example, translocation of the RNA to the site of protein translation, translation of protein from the RNA, splicing of the RNA to yield one or more mRNA species, and catalytic activity which may be engaged in or facilitated by the RNA. The overall effect of such interference with target nucleic acid function is modulation of the expression of an encoded product or oligonucleotides.

[0084] RNA interference "RNAi" is mediated by double stranded RNA (dsRNA) molecules that have sequence-specific homology to their "target" nucleic acid sequences (Caplen, N. J., et al. (2001) Proc. Natl. Acad. Sci. USA 98:9742-9747). In certain embodiments of the present invention, the mediators are 5-25 nucleotide "small interfering" RNA duplexes (siRNAs). The siRNAs are derived from the processing of dsRNA by an RNase enzyme known as Dicer (Bernstein, E., et al. (2001) Nature 409:363-366). siRNA duplex products are recruited into a multi-protein siRNA complex termed RISC (RNA Induced Silencing Complex). Without wishing to be bound by any particular theory, a RISC is then believed to be guided to a target nucleic acid (suitably mRNA), where the siRNA duplex interacts in a sequence-specific way to mediate cleavage in a catalytic fashion (Bernstein, E., et al. (2001) Nature 409:363-366; Boutla, A., et al. (2001) Curr. Biol. 11 :1776-1780). Small interfering RNAs that can be used in accordance with the present invention can be synthesized and used according to procedures that are well known in the art and that will be familiar to the ordinarily skilled artisan. Small interfering RNAs for use in the methods of the present invention suitably comprise between about 1 to about 50 nucleotides (nt). In examples of non limiting embodiments, siRNAs can

comprise about 5 to about 40 nt, about 5 to about 30 nt, about 10 to about 30 nt, about 15 to about 25 nt, or about 20-25 nucleotides.

[0085] Selection of appropriate oligonucleotides is facilitated by using computer programs that automatically align nucleic acid sequences and indicate regions of identity or homology. Such programs are used to compare nucleic acid sequences obtained, for example, by searching databases such as GenBank or by sequencing PCR products. Comparison of nucleic acid sequences from a range of species allows the selection of nucleic acid sequences that display an appropriate degree of identity between species. In the case of genes that have not been sequenced, Southern blots are performed to allow a determination of the degree of identity between genes in target species and other species. By performing Southern blots at varying degrees of stringency, as is well known in the art, it is possible to obtain an approximate measure of identity. These procedures allow the selection of oligonucleotides that exhibit a high degree of complementarity to target nucleic acid sequences in a subject to be controlled and a lower degree of complementarity to corresponding nucleic acid sequences in other species. One skilled in the art will realize that there is considerable latitude in selecting appropriate regions of genes for use in the present invention.

[0086] By "enzymatic RNA" is meant an RNA molecule with enzymatic activity (Cech, (1988) J. American. Med. Assoc. 260, 3030-3035). Enzymatic nucleic acids (ribozymes) act by first binding to a target RNA. Such binding occurs through the target binding portion of an enzymatic nucleic acid which is held in close proximity to an enzymatic portion of the molecule that acts to cleave the target RNA. Thus, the enzymatic nucleic acid first recognizes and then binds a target RNA through base pairing, and once bound to the correct site, acts enzymatically to cut the target RNA.

[0087] By "decoy RNA" is meant an RNA molecule that mimics the natural binding domain for a ligand. The decoy RNA therefore competes with natural binding target for the binding of a specific ligand. For example, it has been shown that over-expression of HIV trans-activation response (TAR) RNA can act as a "decoy" and efficiently binds HIV tat protein, thereby preventing it from binding to TAR sequences encoded in the HIV RNA (Sullenger et al. (1990) Cell, 63, 601- 608). This is meant to be a specific example. Those in the art will recognize that

this is but one example, and other embodiments can be readily generated using techniques generally known in the art.

[0088] As used herein, the term "monomers" typically indicates monomers linked by phosphodiester bonds or analogs thereof to form oligonucleotides ranging in size from a few monomeric units, e.g., from about 3-4, to about several hundreds of monomeric units. Analogs of phosphodiester linkages include: phosphorothioate, phosphorodithioate, methylphosphonates, phosphoroselenoate, phosphoramidate, and the like, as more fully described below.

[0089] The term "nucleotide" covers naturally occurring nucleotides as well as nonnaturally occurring nucleotides. It should be clear to the person skilled in the art that various nucleotides which previously have been considered "non-naturally occurring" have subsequently been found in nature. Thus, "nucleotides" includes not only the known purine and pyrimidine heterocycles-containing molecules, but also heterocyclic analogues and tautomers thereof. Illustrative examples of other types of nucleotides are molecules containing adenine, guanine, thymine, cytosine, uracil, purine, xanthine, diaminopurine, 8-oxo- N6- methyladenine, 7-deazaxanthine, 7-deazaguanine, N4,N4-ethanocytosin, N6,N6-ethano-2,6- diaminopurine, 5-methylcytosine, 5-(C3-C6)-alkynylcytosine, 5-fluorouracil, 5-bromouracil, pseudoisocytosine, 2-hydroxy-5-methyl-4-triazolopyridin, isocytosine, isoguanin, inosine and the "non-naturally occurring" nucleotides described in Benner et al., U.S. Pat No. 5,432,272. The term "nucleotide" is intended to cover every and all of these examples as well as analogues and tautomers thereof. Especially interesting nucleotides are those containing adenine, guanine, thymine, cytosine, and uracil, which are considered as the naturally occurring nucleotides in relation to therapeutic and diagnostic application in humans. Nucleotides include the natural 2'-deoxy and T- hydroxyl sugars, e.g., as described in Kornberg and Baker, DNA Replication, 2nd Ed. (Freeman, San Francisco, 1992) as well as their analogs.

[0090] "Analog" in reference to nucleotides includes synthetic nucleotides having modified base moieties and/or modified sugar moieties (see e.g., described generally by Scheit, Nucleotide Analogs, John Wiley, New York, 1980; Freier & Altmann, (1997) Nucl. Acid. Res., 25(22), 4429- 4443, Toulme, J.J., (2001) Nature Biotechnology 19:17-18; Manoharan M., (1999) Biochemica et Biophysica Acta 1489:117-139; Freier S. M., (1997) Nucleic Acid Research,

25:4429-4443, Uhlman, E., (2000) *Drug Discovery & Development*, 3: 203-213, Herdewin P., (2000) *Antisense & Nucleic Acid Drug Dev.*, 10:297-310); T-O, 3[^]-C-linked [3.2.0] bicycloarabinonucleosides (see e.g. N.K Christensen., et al, (1998) *J. Am. Chem. Soc.*, 120: 5458-5463; Prakash TP, Bhat B. (2007) *Curr Top Med Chem.* 7(7):641-9; Cho EJ, et al. (2009) *Annual Review of Analytical Chemistry*, 2, 241-264). Such analogs include synthetic nucleotides designed to enhance binding properties, e.g., duplex or triplex stability, specificity, or the like.

[0091] As used herein, "hybridization" means the pairing of substantially complementary strands of oligomeric compounds. One mechanism of pairing involves hydrogen bonding, which may be Watson-Crick, Hoógsteen or reversed Hoógsteen hydrogen bonding, between complementary nucleoside or nucleotide bases (nucleotides) of the strands of oligomeric compounds. For example, adenine and thymine are complementary nucleotides which pair through the formation of hydrogen bonds. Hybridization can occur under varying circumstances.

[0092] An antisense compound is "specifically hybridizable" when binding of the compound to the target nucleic acid interferes with the normal function of the target nucleic acid to cause a modulation of function and/or activity, and there is a sufficient degree of complementarity to avoid non-specific binding of the antisense compound to non-target nucleic acid sequences under conditions in which specific binding is desired, i.e., under physiological conditions in the case of in vivo assays or therapeutic treatment, and under conditions in which assays are performed in the case of in vitro assays.

[0093] As used herein, the phrase "stringent hybridization conditions" or "stringent conditions" refers to conditions under which a compound of the invention will hybridize to its target sequence, but to a minimal number of other sequences. Stringent conditions are sequence-dependent and will be different in different circumstances and in the context of this invention, "stringent conditions" under which oligomeric compounds hybridize to a target sequence are determined by the nature and composition of the oligomeric compounds and the assays in which they are being investigated. In general, stringent hybridization conditions comprise low concentrations (<0.15M) of salts with inorganic cations such as Na⁺⁺ or K⁺⁺ (i.e., low ionic strength), temperature higher than 20⁰C - 25^o C. below the T_m of the oligomeric compound:target sequence complex, and the presence of denaturants such as formamide,

dimethylformamide, dimethyl sulfoxide, or the detergent sodium dodecyl sulfate (SDS). For example, the hybridization rate decreases 1.1% for each 1% formamide. An example of a high stringency hybridization condition is 0.1X sodium chloride-sodium citrate buffer (SSC)/0.1% (w/v) SDS at 60° C. for 30 minutes.

[0094] "Complementary," as used herein, refers to the capacity for precise pairing between two nucleotides on one or two oligomeric strands. For example, if a nucleobase at a certain position of an antisense compound is capable of hydrogen bonding with a nucleobase at a certain position of a target nucleic acid, said target nucleic acid being a DNA, RNA, or oligonucleotide molecule, then the position of hydrogen bonding between the oligonucleotide and the target nucleic acid is considered to be a complementary position. The oligomeric compound and the further DNA, RNA, or oligonucleotide molecule are complementary to each other when a sufficient number of complementary positions in each molecule are occupied by nucleotides which can hydrogen bond with each other. Thus, "specifically hybridizable" and "complementary" are terms which are used to indicate a sufficient degree of precise pairing or complementarity over a sufficient number of nucleotides such that stable and specific binding occurs between the oligomeric compound and a target nucleic acid.

[0095] It is understood in the art that the sequence of an oligomeric compound need not be 100% complementary to that of its target nucleic acid to be specifically hybridizable. Moreover, an oligonucleotide may hybridize over one or more segments such that intervening or adjacent segments are not involved in the hybridization event (e.g., a loop structure, mismatch or hairpin structure). The oligomeric compounds of the present invention comprise at least about 70%, or at least about 75%, or at least about 80%, or at least about 85%, or at least about 90%, or at least about 95%, or at least about 99% sequence complementarity to a target region within the target nucleic acid sequence to which they are targeted. For example, an antisense compound in which 18 of 20 nucleotides of the antisense compound are complementary to a target region, and would therefore specifically hybridize, would represent 90 percent complementarity. In this example, the remaining noncomplementary nucleotides may be clustered or interspersed with complementary nucleotides and need not be contiguous to each other or to complementary nucleotides. As such, an antisense compound which is 18 nucleotides in length having 4 (four) noncomplementary nucleotides which are flanked by two regions of complete complementarity

with the target nucleic acid would have 77.8% overall complementarity with the target nucleic acid and would thus fall within the scope of the present invention. Percent complementarity of an antisense compound with a region of a target nucleic acid can be determined routinely using BLAST programs (basic local alignment search tools) and PowerBLAST programs known in the art (Altschul et al, (1990) J. Mol. Biol, 215, 403-410; Zhang and Madden, (1997) Genome Res., 7, 649-656). Percent homology, sequence identity or complementarity, can be determined by, for example, the Gap program (Wisconsin Sequence Analysis Package, Version 8 for Unix, genetics Computer Group, University Research Park, Madison Wis.), using default settings, which uses the algorithm of Smith and Waterman {Adv. Appl. Math., (1981) 2, 482-489}.

[0096] As used herein, the term "Thermal Melting Point (T_m)" refers to the temperature, under defined ionic strength, pH, and nucleic acid concentration, at which 50% of the oligonucleotides complementary to the target sequence hybridize to the target sequence at equilibrium. Typically, stringent conditions will be those in which the salt concentration is at least about 0.01 to 1.0 M Na ion concentration (or other salts) at pH 7.0 to 8.3 and the temperature is at least about 30°C for short oligonucleotides (e.g., 10 to 50 nucleotide). Stringent conditions may also be achieved with the addition of destabilizing agents such as formamide.

[0097] As used herein, "modulation" means either an increase (stimulation) or a decrease (inhibition) in the expression of a gene.

[0098] The term "variant," when used in the context of a polynucleotide sequence, may encompass a polynucleotide sequence related to a wild type gene. This definition may also include, for example, "allelic," "splice," "species," or "polymorphic" variants. A splice variant may have significant identity to a reference molecule, but will generally have a greater or lesser number of polynucleotides due to alternate splicing of exons during mRNA processing. The corresponding polypeptide may possess additional functional domains or an absence of domains. Species variants are polynucleotide sequences that vary from one species to another. Of particular utility in the invention are variants of wild type gene products. Variants may result from at least one mutation in the nucleic acid sequence and may result in altered mRNAs or in polypeptides whose structure or function may or may not be altered. Any given natural or recombinant gene may have none, one, or many allelic forms. Common mutational changes that

give rise to variants are generally ascribed to natural deletions, additions, or substitutions of nucleotides. Each of these types of changes may occur alone, or in combination with the others, one or more times in a given sequence.

[0099] The resulting polypeptides generally will have significant amino acid identity relative to each other. A polymorphic variant is a variation in the polynucleotide sequence of a particular gene between individuals of a given species. Polymorphic variants also may encompass "single nucleotide polymorphisms" (SNPs,) or single base mutations in which the polynucleotide sequence varies by one base. The presence of SNPs may be indicative of, for example, a certain population with a propensity for a disease state, that is susceptibility versus resistance.

[00100] Derivative polynucleotides include nucleic acids subjected to chemical modification, for example, replacement of hydrogen by an alkyl, acyl, or amino group. Derivatives, e.g., derivative oligonucleotides, may comprise non-naturally-occurring portions, such as altered sugar moieties or inter-sugar linkages. Exemplary among these are phosphorothioate and other sulfur containing species which are known in the art. Derivative nucleic acids may also contain labels, including radionucleotides, enzymes, fluorescent agents, chemiluminescent agents, chromogenic agents, substrates, cofactors, inhibitors, magnetic particles, and the like.

[00101] A "derivative" polypeptide or peptide is one that is modified, for example, by glycosylation, pegylation, phosphorylation, sulfation, reduction/alkylation, acylation, chemical coupling, or mild formalin treatment. A derivative may also be modified to contain a detectable label, either directly or indirectly, including, but not limited to, a radioisotope, fluorescent, and enzyme label.

[00102] As used herein, the term "animal" or "patient" is meant to include, for example, humans, sheep, elks, deer, mule deer, minks, mammals, monkeys, horses, cattle, pigs, goats, dogs, cats, rats, mice, birds, chicken, reptiles, fish, insects and arachnids.

[00103] "Mammal" covers warm blooded mammals that are typically under medical care (e.g., humans and domesticated animals). Examples include feline, canine, equine, bovine, and human, as well as just human.

[00104] "Treating" or "treatment" covers the treatment of a disease-state in a mammal, and includes: (a) preventing the disease-state from occurring in a mammal, in particular, when such mammal is predisposed to the disease-state but has not yet been diagnosed as having it; (b) inhibiting the disease-state, e.g., arresting its development; and/or (c) relieving the disease-state, e.g., causing regression of the disease state until a desired endpoint is reached. Treating also includes the amelioration of a symptom of a disease (e.g., lessen the pain or discomfort), wherein such amelioration may or may not be directly affecting the disease (e.g., cause, transmission, expression, etc.).

[00105] As used herein, the term "cancer" refers to any malignant tumor, particularly arising in the lung, kidney, or thyroid. The cancer manifests itself as a "tumor" or tissue comprising malignant cells of the cancer. Examples of tumors include sarcomas and carcinomas such as, but not limited to: fibrosarcoma, myxosarcoma, liposarcoma, chondrosarcoma, osteogenic sarcoma, chordoma, angiosarcoma, endotheliosarcoma, lymphangiosarcoma, lymphangioendotheliosarcoma, synovioma, mesothelioma, Ewing's tumor, leiomyosarcoma, rhabdomyosarcoma, colon carcinoma, pancreatic cancer, breast cancer, ovarian cancer, prostate cancer, squamous cell carcinoma, basal cell carcinoma, adenocarcinoma, sweat gland carcinoma, sebaceous gland carcinoma, papillary carcinoma, papillary adenocarcinomas, cystadenocarcinoma, medullary carcinoma, bronchogenic carcinoma, renal cell carcinoma, hepatoma, bile duct carcinoma, choriocarcinoma, seminoma, embryonal carcinoma, Wilms' tumor, cervical cancer, testicular tumor, lung carcinoma, small cell lung carcinoma, bladder carcinoma, epithelial carcinoma, glioma, astrocytoma, medulloblastoma, craniopharyngioma, ependymoma, pinealoma, hemangioblastoma, acoustic neuroma, oligodendroglioma, meningioma, melanoma, neuroblastoma, and retinoblastoma. As noted above, the invention specifically permits differential diagnosis of lung, kidney, and thyroid tumors.

Polynucleotide and Oligonucleotide Compositions and Molecules

[00106] Targets: In one embodiment, the targets comprise nucleic acid sequences of Tumor Suppressor gene, including without limitation sense and/or antisense noncoding and/or coding sequences associated with Tumor Suppressor gene.

[00107] Tumor Suppressors are genes whose products act to control cell division. They differ from oncogenes in that tumor suppressors produce products that inhibit the division of cells if conditions for growth are not met. The conditions that would trigger the 'brakes' of the cell include DNA damage, a lack of growth factors or defects in the division apparatus. When the tumor suppressor gene is mutated to cause a loss or reduction in its function, the cell can progress to cancer, usually in combination with other genetic changes. This is in contrast to the oncogenes which have gained functions (or lost the ability to be controlled) in their mutant form. Examples of tumor suppressor genes include p53 (TP53): a transcription factor that regulates cell division; Rb: alters the activity of transcription factors and therefore controls cell division; APC: controls the availability of the transcription factor; BRCA: involved in DNA repair.

[00108] p53 tumor suppressor exerts anti-proliferative effects, including growth arrest, apoptosis, and cell senescence, in response to various types of stress (Levine A.J., (1997) Cell 88:323-31; Oren M., (1999) J. Biol. Chem. 274: 36031-034). p53 can be thought of as the central node of a regulatory circuit that monitors signaling pathways from diverse sources, including DNA damage responses (e.g., ATM/ ATR activation), abnormal oncogenic events (e.g., Myc or Ras activation) and everyday cellular processes (e.g., growth factor stimulation). While p53 mutations have been in more than half of all the human tumors (Hollstein et al., (1999) Mutat Res. 431 :199-209), defects in other components of p53 pathway, such as ARF tumor suppressor, are observed in tumor cells that retain wildtype p53 (Sherr, C. J., (2001) Nat Rev Mol Cell Biol 2:731-737; Sharpless N.E., et al, (2004) J Clin Invest 113:160-8). Activation of the p53 pathway appears to be a common, if not universal, feature of human cancer.

[00109] Regulation of these polynucleotides would be of great benefit in the treatment of cancer and other disorders in which abnormal cell proliferation plays a role. For example, p53 is a short-lived protein whose activity is maintained in low levels in normal cells. The molecular function of p53 that is required for tumor suppression involves ability of p53 to act as a transcriptional factor in regulating endogenous gene expression. Thus the regulation of p53 itself is important for its effect on tumorigenesis and the maintenance of normal cell growth. An antisense compound is specifically hybridizable when binding of the compound to the target DNA or RNA to cause a loss of utility, and there is a sufficient degree of complementarity to avoid non-specific binding of the antisense compound to non-target sequences under conditions

in which specific binding is desired, i.e., under physiological conditions in the case of in vivo assays or therapeutic treatment, and in the case of in vitro assays, under conditions in which assays are performed.

[00110] Table 1 shows a list of some tumor suppressor genes

Tumor Suppressor	Function	Cancer
APC	Controls the function of specific transcription factors	Familial adenomatous and non-inherited colorectal carcinomas
BRCA1,2	DNA damage and repair	Inherited Breast cancers; ovarian cancers
CDKN2A	Gene locus that encodes p16 and p14 ARF	Brain Tumors
DCC	Function is still unknown	Colorectal carcinomas
DPC4 (SMAD4)	Mediates signaling from growth factor receptors	Colorectal tumors, pancreatic neoplasia
MADR2/JV18 (SMAD2)	Mediates signaling from growth factor receptors	Colorectal cancer
MEN1	Codes for the menin protein that interacts with transcription factors and prevents transcription of certain genes.	Multiple endocrine neoplasia type I
MTS1	Inhibitor of cyclin-dependent kinases	Melanomas
NF1	RAS GTPase activating protein	Neurofibromatosis type 1
NF2	RAS GTPase activating protein	Neurofibromatosis type 2
p53	Encodes a transcription factor for p21 that arrests the cell cycle in G1 phase	Bladder, breast, colorectal, esophageal, liver, lung, prostate and ovarian carcinomas; brain tumors, sarcomas. Lymphomas and leukemias
PTEN	Lipid phosphatase that regulates cell survival	Cowden syndrome; increases risk of breast and thyroid cancer; Lihermitte-Duclos disease (LDD), Bannayan-Zonana syndrome (BZS); Source:
Rb	Alters activity of certain transcription factors that play a role in the control of cell division	Retinoblastoma, sarcomas; bladder, breast, esophageal, prostate and lung carcinomas
VHL	May target proteins for	Renal cell carcinomas

	degradation	
WRN	Involved in DNA repair	Werner syndrome
WT1	Transcriptional repressor	Wilm's tumors (pediatric kidney cancer)
TSC1	Forms complex with TSC2 protein, inhibits signaling to downstream effectors of mTOR	Seizures, mental retardation, facial angiofibromas
TSC2	Sec TSC1 above	Benign growths (hamartomas) In many-tissues, astrocytomas,
LKB1, a nuclear localized kinase, also called STK11 (Serine threonine kinase 11)	Phosphorylates and activates AMP-activated kinase (AMPK), AMPK involved in stress responses, lipid and glucose metabolism	Hyperpigmentation, multiple hamartomatous polyps, colorectal breast and ovarian cancers
MSH1.2	DNA mismatch repair	Colon Cancer
CDH1	Cell-Cell adhesion protein	Gastric cancer, lobular breast cancer
PTCH	Transmembrane receptor for sonic hedgehog (shh)	Basal cell skin carcinoma

[00111] It is understood that this list is non-limiting, and that the invention encompasses the use of other tumor suppressors not specifically listed herein. One of skill in the art working in the field of tumor suppressors can identify additional tumor suppressors described in, e.g., the published literature.

[00112] It should be appreciated that in the above Table 1, an indicated gene means the gene and all currently known variants thereof, including the different mRNA transcripts that the gene and its variants can give rise to, any further gene variants which may be elucidated, and antisense sequences. The list also includes the non-coding RNA molecules or the portions of polynucleotides. In general, however, such variants will have significant sequence identity to a sequence of any polynucleotide in Table 1 above, e.g., a variant will have at least about 70 percent sequence identity to a sequence of the Table 1 above, typically at least about 75, 80, 85, 90, 95, 97, 98 or 99 percent sequence identity to a sequence of the above Table 1. Sequence identity of variant can be determined by any number of standard techniques such as BLAST program (ncbi.nlm.nih.gov/blast/).

[00113] In another embodiment, the oligonucleotides are specific for one or more molecules that inhibit abnormal cell growth or tumors. This includes factors which inhibit molecular activities such as for example: transform cells, factors involved in pre-tumor stages, malignancy, pre-metastasis, metastasis and the like. Other examples include without limitation: developmental gene products (e.g., adhesion molecules, cyclin kinase inhibitors, Wnt family members, Pax family members, Winged helix family members, Hox family members, cytokines/lymphokines and their receptors, growth/differentiation factors and their receptors, neurotransmitters and their receptors); oncogene products (e.g., ABLI, BCL1, BCL2, BCL6, CBFA2, CBL, CSFIR, ERBA, ERBB, ERB2, ETSI, ETV6, FGR, FOS, FYN, HCR, HRAS, JUN, KRAS, LCK, LYN, MDM2, MLL, MYB, MYC, MYCL1, MYCN, NRAS, PIMI, PML, RET, SRC, TALI, TCL3, AND YES); tumor suppressor gene products (e.g., APC, BRCA1, BRCA2, MADH4, MCC, NFI, NF2, RBI, TP53, and WTI) and enzymes (e.g., ACC synthases and oxidases, ACP desaturases and hydroxylases, ADP- glucose pyrophosphorylases, ATPases, alcohol dehydrogenases, amylases, amyloglucosidases, catalases, cellulases, chalcone synthases, chitinases, cyclooxygenases, decarboxylases, dextrinases, DNA and RNA polymerases, galactosidases, glucanases, glucose oxidases, granule-bound starch synthases, GTPases, helicases, hemicellulases, integrases, inulinases, invertases, isomerases, kinases, lactases, lipases, lipoxygenases, lysozymes, nopaline synthesis, octopine synthases, pectinestrases, peroxidases, phosphatases, phospholipases, phosphorylases, phytases, plant growth regulator synthases, polygalacturonases, proteinases and peptidases, pullanases, recombinases, reverse transcriptases, RUBISCOs, topoisomerases and xylanases.

[00114] Exemplary Tumor Suppressor gene-mediated diseases and disorders which can be treated with cell/tissues regenerated from stem cells obtained using the antisense compounds comprise diseases associated with decreased or increased apoptosis, tissue/cell aging, cancer (including those mentioned in Table 1), autoimmune diseases, immunodeficiency diseases including AIDS, senescence, neurodegenerative disease or disorders (e.g. Alzheimer's disease, ataxia telangiectasia, Parkinson's disease, amyotrophic lateral sclerosis (ALS), Huntington's disease etc.), hyperplastic diseases (e.g., cheloid) rheumatoid arthritis, coronary heart disease ischemic cell death, lymphoproliferative disorders, atherosclerosis, osteoporosis, myelodysplastic syndromes, toxin-induced diseases, and viral infections, wound-healing, Cowden disease (CD), Lhermitte-Duclos disease (LDD) , Bannayan-Zonana syndrome (BZS,

also known as Bannayan-Riley-Ruvalcaba syndrome, Ruvalcaba-Myhre-Smith syndrome and Riley-Smith syndrome), transplantation, apoptotic related diseases and disorders, metabolic disease or condition (e.g., diabetes) modulating apoptosis in acute diseases, kidney diseases and disorders, myocardial infarction/heart failure ischemia, sepsis, inflammatory diseases where particular haematopoietic inflammatory cells are in excess, and proliferative diseases, or where there is a therapeutic paradigm for treatment of inflammatory disease through increasing apoptosis.

[00115] In a preferred embodiment, the oligonucleotides are specific for polynucleotides of Tumor Suppressor gene, which includes, without limitation noncoding regions. The Tumor Suppressor gene targets comprise variants of Tumor Suppressor gene; mutants of Tumor Suppressor gene, including SNPs; noncoding sequences of Tumor Suppressor gene; alleles, fragments and the like. Preferably the oligonucleotide is an antisense RNA molecule.

[00116] In accordance with embodiments of the invention, the target nucleic acid molecule is not limited to Tumor Suppressor gene polynucleotides alone but extends to any of the isoforms, receptors, homologs, non-coding regions and the like of Tumor Suppressor gene.

[00117] In another preferred embodiment, an oligonucleotide targets a natural antisense sequence (natural antisense to the coding and non-coding regions) of Tumor Suppressor gene targets, including, without limitation, variants, alleles, homologs, mutants, derivatives, fragments and complementary sequences thereto. Preferably the oligonucleotide is an antisense RNA or DNA molecule.

[00118] In another preferred embodiment, the oligomeric compounds of the present invention also include variants in which a different base is present at one or more of the nucleotide positions in the compound. For example, if the first nucleotide is an adenine, variants may be produced which contain thymidine, guanosine, cytidine or other natural or unnatural nucleotides at this position. This may be done at any of the positions of the antisense compound. These compounds are then tested using the methods described herein to determine their ability to inhibit expression of a target nucleic acid.

[00119] In some embodiments, homology, sequence identity or complementarity, between the antisense compound and target is from about 50% to about 60%. In some embodiments, homology, sequence identity or complementarity, is from about 60% to about 70%. In some embodiments, homology, sequence identity or complementarity, is from about 70% to about 80%. In some embodiments, homology, sequence identity or complementarity, is from about 80% to about 90%. In some embodiments, homology, sequence identity or complementarity, is about 90%, about 92%, about 94%, about 95%, about 96%, about 97%, about 98%, about 99% or about 100%.

[00120] An antisense compound is specifically hybridizable when binding of the compound to the target nucleic acid interferes with the normal function of the target nucleic acid to cause a loss of activity, and there is a sufficient degree of complementarity to avoid non-specific binding of the antisense compound to non-target nucleic acid sequences under conditions in which specific binding is desired. Such conditions include, i.e., physiological conditions in the case of in vivo assays or therapeutic treatment, and conditions in which assays are performed in the case of in vitro assays.

[00121] An antisense compound, whether DNA, RNA, chimeric, substituted etc, is specifically hybridizable when binding of the compound to the target DNA or RNA molecule interferes with the normal function of the target DNA or RNA to cause a loss of utility, and there is a sufficient degree of complementarity to avoid non-specific binding of the antisense compound to non-target sequences under conditions in which specific binding is desired, i.e., under physiological conditions in the case of in vivo assays or therapeutic treatment, and in the case of in vitro assays, under conditions in which the assays are performed.

[00122] In another preferred embodiment, targeting of Tumor Suppressor gene including without limitation, antisense sequences which are identified and expanded, using for example, PCR, hybridization etc., one or more of the sequences set forth as SEQ ID NO.: 8, 9, 10, 11, 12, 13, 14 and 15, and the like, modulate the expression or function of Tumor Suppressor gene. In one embodiment, expression or function is up-regulated as compared to a control. In another preferred embodiment, expression or function is down-regulated as compared to a control.

[00123] In another preferred embodiment, oligonucleotides comprise nucleic acid sequences set forth as SEQ ID NOS: 16 to 36 including antisense sequences which are identified and expanded, using for example, PCR, hybridization etc. These oligonucleotides can comprise one or more modified nucleotides, shorter or longer fragments, modified bonds and the like. Examples of modified bonds or internucleotide linkages comprise phosphorothioate, phosphorodithioate or the like. In another preferred embodiment, the nucleotides comprise a phosphorus derivative. The phosphorus derivative (or modified phosphate group) which may be attached to the sugar or sugar analog moiety in the modified oligonucleotides of the present invention may be a monophosphate, diphosphate, triphosphate, alkylphosphate, alkanephosphate, phosphorothioate and the like. The preparation of the above-noted phosphate analogs, and their incorporation into nucleotides, modified nucleotides and oligonucleotides, per se, is also known and need not be described here.

[00124] The specificity and sensitivity of antisense is also harnessed by those of skill in the art for therapeutic uses. Antisense oligonucleotides have been employed as therapeutic moieties in the treatment of disease states in animals and man. Antisense oligonucleotides have been safely and effectively administered to humans and numerous clinical trials are presently underway. It is thus established that oligonucleotides can be useful therapeutic modalities that can be configured to be useful in treatment regimes for treatment of cells, tissues and animals, especially humans.

[00125] In embodiments of the present invention oligomeric antisense compounds, particularly oligonucleotides, bind to target nucleic acid molecules and modulate the expression and/or function of molecules encoded by a target gene. The functions of DNA to be interfered comprise, for example, replication and transcription. The functions of RNA to be interfered comprise all vital functions such as, for example, translocation of the RNA to the site of protein translation, translation of protein from the RNA, splicing of the RNA to yield one or more mRNA species, and catalytic activity which may be engaged in or facilitated by the RNA. The functions may be up-regulated or inhibited depending on the functions desired.

[00126] The antisense compounds, include, antisense oligomeric compounds, antisense oligonucleotides, external guide sequence (EGS) oligonucleotides, alternate splicers, primers,

probes, and other oligomeric compounds that hybridize to at least a portion of the target nucleic acid. As such, these compounds may be introduced in the form of single-stranded, double-stranded, partially single-stranded, or circular oligomeric compounds.

[00127] Targeting an antisense compound to a particular nucleic acid molecule, in the context of this invention, can be a multistep process. The process usually begins with the identification of a target nucleic acid whose function is to be modulated. This target nucleic acid may be, for example, a cellular gene (or mRNA transcribed from the gene) whose expression is associated with a particular disorder or disease state, or a nucleic acid molecule from an infectious agent. In the present invention, the target nucleic acid encodes Tumor Suppressor gene.

[00128] The targeting process usually also includes determination of at least one target region, segment, or site within the target nucleic acid for the antisense interaction to occur such that the desired effect, e.g., modulation of expression, will result. Within the context of the present invention, the term "region" is defined as a portion of the target nucleic acid having at least one identifiable structure, function, or characteristic. Within regions of target nucleic acids are segments. "Segments" are defined as smaller or sub-portions of regions within a target nucleic acid. "Sites," as used in the present invention, are defined as positions within a target nucleic acid.

[00129] In a preferred embodiment, the antisense oligonucleotides bind to the natural antisense sequences of Tumor Suppressor gene and modulate the expression and/or function of Tumor Suppressor gene (SEQ ID NO: 1, 4 and 6). Examples of antisense sequences include SEQ ID NOS: 8 to 36.

[00130] In another preferred embodiment, the antisense oligonucleotides bind to one or more segments of Tumor Suppressor gene polynucleotides and modulate the expression and/or function of Tumor Suppressor gene. The segments comprise at least five consecutive nucleotides of the Tumor Suppressor gene sense or antisense polynucleotides.

[00131] In another preferred embodiment, the antisense oligonucleotides are specific for natural antisense sequences of Tumor Suppressor gene wherein binding of the oligonucleotides

to the natural antisense sequences of Tumor Suppressor gene modulate expression and/or function of Tumor Suppressor gene.

[00132] In another preferred embodiment, oligonucleotide compounds comprise sequences set forth as SEQ ID NOS: 16 to 36, antisense sequences which are identified and expanded, using for example, PCR, hybridization etc These oligonucleotides can comprise one or more modified nucleotides, shorter or longer fragments, modified bonds and the like. Examples of modified bonds or internucleotide linkages comprise phosphorothioate, phosphorodithioate or the like. In another preferred embodiment, the nucleotides comprise a phosphorus derivative. The phosphorus derivative (or modified phosphate group) which may be attached to the sugar or sugar analog moiety in the modified oligonucleotides of the present invention may be a monophosphate, diphosphate, triphosphate, alkylphosphate, alkanephosphate, phosphorothioate and the like. The preparation of the above-noted phosphate analogs, and their incorporation into nucleotides, modified nucleotides and oligonucleotides, per se, is also known and need not be described here.

[00133] Since, as is known in the art, the translation initiation codon is typically 5'-AUG (in transcribed mRNA molecules; 5'-ATG in the corresponding DNA molecule), the translation initiation codon is also referred to as the "AUG codon," the "start codon" or the "AUG start codon". A minority of genes has a translation initiation codon having the RNA sequence 5'-GUG, 5'-UUG or 5'-CUG; and 5'-AUA, 5'-ACG and 5'-CUG have been shown to function in vivo. Thus, the terms "translation initiation codon" and "start codon" can encompass many codon sequences, even though the initiator amino acid in each instance is typically methionine (in eukaryotes) or formylmethionine (in prokaryotes). Eukaryotic and prokaryotic genes may have two or more alternative start codons, any one of which may be preferentially utilized for translation initiation in a particular cell type or tissue, or under a particular set of conditions. In the context of the invention, "start codon" and "translation initiation codon" refer to the codon or codons that are used in vivo to initiate translation of an mRNA transcribed from a gene encoding Tumor Suppressor gene, regardless of the sequence(s) of such codons. A translation termination codon (or "stop codon") of a gene may have one of three sequences, i.e., 5'-UAA, 5'-UAG and 5'-UGA (the corresponding DNA sequences are 5'-TAA, 5'-TAG and 5'-TGA, respectively).

[00134] The terms "start codon region" and "translation initiation codon region" refer to a portion of such an mRNA or gene that encompasses from about 25 to about 50 contiguous nucleotides in either direction (i.e., 5' or 3') from a translation initiation codon. Similarly, the terms "stop codon region" and "translation termination codon region" refer to a portion of such an mRNA or gene that encompasses from about 25 to about 50 contiguous nucleotides in either direction (i.e., 5' or 3') from a translation termination codon. Consequently, the "start codon region" (or "translation initiation codon region") and the "stop codon region" (or "translation termination codon region") are all regions that may be targeted effectively with the antisense compounds of the present invention.

[00135] The open reading frame (ORF) or "coding region," which is known in the art to refer to the region between the translation initiation codon and the translation termination codon, is also a region which may be targeted effectively. Within the context of the present invention, a targeted region is the intragenic region encompassing the translation initiation or termination codon of the open reading frame (ORF) of a gene.

[00136] Another target region includes the 5' untranslated region (5'UTR), known in the art to refer to the portion of an mRNA in the 5' direction from the translation initiation codon, and thus including nucleotides between the 5' cap site and the translation initiation codon of an mRNA (or corresponding nucleotides on the gene). Still another target region includes the 3' untranslated region (3'UTR), known in the art to refer to the portion of an mRNA in the 3' direction from the translation termination codon, and thus including nucleotides between the translation termination codon and 3' end of an mRNA (or corresponding nucleotides on the gene). The 5' cap site of an mRNA comprises an N7- methylated guanosine residue joined to the 5'-most residue of the mRNA via a 5'-5' triphosphate linkage. The 5' cap region of an mRNA is considered to include the 5' cap structure itself as well as the first 50 nucleotides adjacent to the cap site. Another target region for this invention is the 5' cap region.

[00137] Although some eukaryotic mRNA transcripts are directly translated, many contain one or more regions, known as "introns," which are excised from a transcript before it is translated. The remaining (and therefore translated) regions are known as "exons" and are spliced together to form a continuous mRNA sequence. In one embodiment, targeting splice sites, i.e.,

intron-exon junctions or exon-intron junctions, is particularly useful in situations where aberrant splicing is implicated in disease, or where an overproduction of a particular splice product is implicated in disease. An aberrant fusion junction due to rearrangement or deletion is another embodiment of a target site. mRNA transcripts produced via the process of splicing of two (or more) mRNAs from different gene sources are known as "fusion transcripts". Introns can be effectively targeted using antisense compounds targeted to, for example, DNA or pre-mRNA.

[00138] In another preferred embodiment, the antisense oligonucleotides bind to coding and/or non-coding regions of a target polynucleotide and modulate the expression and/or function of the target molecule.

[00139] In another preferred embodiment, the antisense oligonucleotides bind to natural antisense polynucleotides and modulate the expression and/or function of the target molecule.

[00140] In another preferred embodiment, the antisense oligonucleotides bind to sense polynucleotides and modulate the expression and/or function of the target molecule.

[00141] Alternative RNA transcripts can be produced from the same genomic region of DNA. These alternative transcripts are generally known as "variants". More specifically, "pre-mRNA variants" are transcripts produced from the same genomic DNA that differ from other transcripts produced from the same genomic DNA in either their start or stop position and contain both intronic and exonic sequence.

[00142] Upon excision of one or more exon or intron regions, or portions thereof during splicing, pre-mRNA variants produce smaller "mRNA variants". Consequently, mRNA variants are processed pre-mRNA variants and each unique pre-mRNA variant must always produce a unique mRNA variant as a result of splicing. These mRNA variants are also known as "alternative splice variants". If no splicing of the pre-mRNA variant occurs then the pre-mRNA variant is identical to the mRNA variant.

[00143] Variants can be produced through the use of alternative signals to start or stop transcription. Pre-mRNAs and mRNAs can possess more than one start codon or stop codon. Variants that originate from a pre-mRNA or mRNA that use alternative start codons are known as "alternative start variants" of that pre-mRNA or mRNA. Those transcripts that use an

alternative stop codon are known as "alternative stop variants" of that pre-mRNA or mRNA. One specific type of alternative stop variant is the "polyA variant" in which the multiple transcripts produced result from the alternative selection of one of the "polyA stop signals" by the transcription machinery, thereby producing transcripts that terminate at unique polyA sites. Within the context of the invention, the types of variants described herein are also embodiments of target nucleic acids.

[00144] The locations on the target nucleic acid to which the antisense compounds hybridize are defined as at least a 5 -nucleotide long portion of a target region to which an active antisense compound is targeted.

[00145] While the specific sequences of certain exemplary target segments are set forth herein, one of skill in the art will recognize that these serve to illustrate and describe particular embodiments within the scope of the present invention. Additional target segments are readily identifiable by one having ordinary skill in the art in view of this disclosure.

[00146] Target segments 5-100 nucleotides in length comprising a stretch of at least five (5) consecutive nucleotides selected from within the illustrative preferred target segments are considered to be suitable for targeting as well.

[00147] Target segments can include DNA or RNA sequences that comprise at least the 5 consecutive nucleotides from the 5 '-terminus of one of the illustrative preferred target segments (the remaining nucleotides being a consecutive stretch of the same DNA or RNA beginning immediately upstream of the 5 '-terminus of the target segment and continuing until the DNA or RNA contains about 5 to about 100 nucleotides). Similarly preferred target segments are represented by DNA or RNA sequences that comprise at least the 5 consecutive nucleotides from the 3 '-terminus of one of the illustrative preferred target segments (the remaining nucleotides being a consecutive stretch of the same DNA or RNA beginning immediately downstream of the 3 '-terminus of the target segment and continuing until the DNA or RNA contains about 5 to about 100 nucleotides). One having skill in the art armed with the target segments illustrated herein will be able, without undue experimentation, to identify further preferred target segments.

[00148] Once one or more target regions, segments or sites have been identified, antisense compounds are chosen which are sufficiently complementary to the target, i.e., hybridize sufficiently well and with sufficient specificity, to give the desired effect.

[00149] In embodiments of the invention the oligonucleotides bind to an antisense strand of a particular target. The oligonucleotides are at least 5 nucleotides in length and can be synthesized so each oligonucleotide targets overlapping sequences such that oligonucleotides are synthesized to cover the entire length of the target polynucleotide. The targets also include coding as well as non coding regions.

[00150] In one embodiment, it is preferred to target specific nucleic acids by antisense oligonucleotides. Targeting an antisense compound to a particular nucleic acid, is a multistep process. The process usually begins with the identification of a nucleic acid sequence whose function is to be modulated. This may be, for example, a cellular gene (or mRNA transcribed from the gene) whose expression is associated with a particular disorder or disease state, or a non coding polynucleotide such as for example, non coding RNA (ncRNA).

[00151] RNAs can be classified into (1) messenger RNAs (mRNAs), which are translated into proteins, and (2) non-protein-coding RNAs (ncRNAs). ncRNAs comprise microRNAs, antisense transcripts and other Transcriptional Units (TU) containing a high density of stop codons and lacking any extensive "Open Reading Frame". Many ncRNAs appear to start from initiation sites in 3' untranslated regions (3'UTRs) of protein-coding loci. ncRNAs are often rare and at least half of the ncRNAs that have been sequenced by the FANTOM consortium seem not to be polyadenylated. Most researchers have for obvious reasons focused on polyadenylated mRNAs that are processed and exported to the cytoplasm. Recently, it was shown that the set of non-polyadenylated nuclear RNAs may be very large, and that many such transcripts arise from so-called intergenic regions (Cheng, J. et al. (2005) *Science* 308 (5725), 1149-1154; Kapranov, P. et al. (2005). *Genome Res* 15 (7), 987-997). The mechanism by which ncRNAs may regulate gene expression is by base pairing with target transcripts. The RNAs that function by base pairing can be grouped into (1) cis encoded RNAs that are encoded at the same genetic location, but on the opposite strand to the RNAs they act upon and therefore display perfect complementarity to their target, and (2) trans-encoded RNAs that are encoded at a chromosomal

location distinct from the RNAs they act upon and generally do not exhibit perfect base-pairing potential with their targets.

[00152] Without wishing to be bound by theory, perturbation of an antisense polynucleotide by the antisense oligonucleotides described herein can alter the expression of the corresponding sense messenger RNAs. However, this regulation can either be discordant (antisense knockdown results in messenger RNA elevation) or concordant (antisense knockdown results in concomitant messenger RNA reduction). In these cases, antisense oligonucleotides can be targeted to overlapping or non-overlapping parts of the antisense transcript resulting in its knockdown or sequestration. Coding as well as non-coding antisense can be targeted in an identical manner and that either category is capable of regulating the corresponding sense transcripts - either in a concordant or discordant manner. The strategies that are employed in identifying new oligonucleotides for use against a target can be based on the knockdown of antisense RNA transcripts by antisense oligonucleotides or any other means of modulating the desired target.

[00153] Strategy 1: In the case of discordant regulation, knocking down the antisense transcript elevates the expression of the conventional (sense) gene. Should that latter gene encode for a known or putative drug target, then knockdown of its antisense counterpart could conceivably mimic the action of a receptor agonist or an enzyme stimulant.

[00154] Strategy 2: In the case of concordant regulation, one could concomitantly knock down both antisense and sense transcripts and thereby achieve synergistic reduction of the conventional (sense) gene expression. If, for example, an antisense oligonucleotide is used to achieve knockdown, then this strategy can be used to apply one antisense oligonucleotide targeted to the sense transcript and another antisense oligonucleotide to the corresponding antisense transcript, or a single energetically symmetric antisense oligonucleotide that simultaneously targets overlapping sense and antisense transcripts.

[00155] According to the present invention, antisense compounds include antisense oligonucleotides, ribozymes, external guide sequence (EGS) oligonucleotides, siRNA compounds, single- or double-stranded RNA interference (RNAi) compounds such as siRNA compounds, and other oligomeric compounds which hybridize to at least a portion of the target

nucleic acid and modulate its function. As such, they may be DNA, RNA, DNA-like, RNA-like, or mixtures thereof, or may be mimetics of one or more of these. These compounds may be single-stranded, doublestranded, circular or hairpin oligomeric compounds and may contain structural elements such as internal or terminal bulges, mismatches or loops. Antisense compounds are routinely prepared linearly but can be joined or otherwise prepared to be circular and/or branched. Antisense compounds can include constructs such as, for example, two strands hybridized to form a wholly or partially double- stranded compound or a single strand with sufficient self-complementarity to allow for hybridization and formation of a fully or partially double-stranded compound. The two strands can be linked internally leaving free 3' or 5' termini or can be linked to form a continuous hairpin structure or loop. The hairpin structure may contain an overhang on either the 5' or 3' terminus producing an extension of single stranded character. The double stranded compounds optionally can include overhangs on the ends. Further modifications can include conjugate groups attached to one of the termini, selected nucleotide positions, sugar positions or to one of the internucleoside linkages. Alternatively, the two strands can be linked via a non-nucleic acid moiety or linker group. When formed from only one strand, dsRNA can take the form of a self-complementary hairpin-type molecule that doubles back on itself to form a duplex. Thus, the dsRNAs can be fully or partially double stranded. Specific modulation of gene expression can be achieved by stable expression of dsRNA hairpins in transgenic cell lines, however, in some embodiments, the gene expression or function is up regulated. When formed from two strands, or a single strand that takes the form of a self-complementary hairpin-type molecule doubled back on itself to form a duplex, the two strands (or duplex- forming regions of a single strand) are complementary RNA strands that base pair in Watson- Crick fashion.

[00156] Once introduced to a system, the compounds of the invention may elicit the action of one or more enzymes or structural proteins to effect cleavage or other modification of the target nucleic acid or may work via occupancy-based mechanisms. In general, nucleic acids (including oligonucleotides) may be described as "DNA-like" (i.e., generally having one or more 2'-deoxy sugars and, generally, T rather than U bases) or "RNA-like" (i.e., generally having one or more T- hydroxyl or 2'-modified sugars and, generally U rather than T bases). Nucleic acid helices can adopt more than one type of structure, most commonly the A- and B- forms. It is believed that, in general, oligonucleotides which have B-form-like structure are "DNA-like" and

those which have A-formlike structure are "RNA-like." In some (chimeric) embodiments, an antisense compound may contain both A- and B-form regions.

[00157] In another preferred embodiment, the desired oligonucleotides or antisense compounds, comprise at least one of: antisense RNA, antisense DNA, chimeric antisense oligonucleotides, antisense oligonucleotides comprising modified linkages, interference RNA (RNAi), short interfering RNA (siRNA); a micro, interfering RNA (miRNA); a small, temporal RNA (stRNA); or a short, hairpin RNA (shRNA); small RNA-induced gene activation (RNAa); small activating RNAs (saRNAs), or combinations thereof.

[00158] dsRNA can also activate gene expression, a mechanism that has been termed "small RNA-induced gene activation" or RNAa. dsRNAs targeting gene promoters induce potent transcriptional activation of associated genes. RNAa was demonstrated in human cells using synthetic dsRNAs, termed "small activating RNAs" (saRNAs). It is currently not known whether RNAa is conserved in other organisms.

[00159] Small double-stranded RNA (dsRNA), such as small interfering RNA (siRNA) and microRNA (miRNA), have been found to be the trigger of an evolutionary conserved mechanism known as RNA interference (RNAi). RNAi invariably leads to gene silencing via remodeling chromatin to thereby suppress transcription, degrading complementary mRNA, or blocking protein translation. However, in instances described in detail in the examples section which follows, oligonucleotides are shown to increase the expression and/or function of the Tumor Suppressor gene polynucleotides and encoded products thereof. dsRNAs may also act as small activating RNAs (saRNA). Without wishing to be bound by theory, by targeting sequences in gene promoters, saRNAs would induce target gene expression in a phenomenon referred to as dsRNA-induced transcriptional activation (RNAa).

[00160] In a further embodiment, the "preferred target segments" identified herein may be employed in a screen for additional compounds that modulate the expression of Tumor Suppressor gene polynucleotides. "Modulators" are those compounds that decrease or increase the expression of a nucleic acid molecule encoding Tumor Suppressor gene and which comprise at least a 5 -nucleotide portion that is complementary to a preferred target segment. The screening method comprises the steps of contacting a preferred target segment of a nucleic acid

molecule encoding sense or natural antisense polynucleotides of Tumor Suppressor gene with one or more candidate modulators, and selecting for one or more candidate modulators which decrease or increase the expression of a nucleic acid molecule encoding Tumor Suppressor gene polynucleotides, e.g. SEQ ID NOS: 16 to 36. Once it is shown that the candidate modulator or modulators are capable of modulating (e.g. either decreasing or increasing) the expression of a nucleic acid molecule encoding Tumor Suppressor gene polynucleotides, the modulator may then be employed in further investigative studies of the function of Tumor Suppressor gene polynucleotides, or for use as a research, diagnostic, or therapeutic agent in accordance with the present invention.

[00161] Targeting the natural antisense sequence preferably modulates the function of the target gene, for example, for example, the p73 gene (NCBI accession number NM_005427.2), p53 gene (NCBI Accession No.: NM_000546.4) and PTEN gene (NCBI Accession No.: NM_000314). In a preferred embodiment, the target is an antisense polynucleotide of the Tumor Suppressor gene gene. In a preferred embodiment, an antisense oligonucleotide targets sense and/or natural antisense sequences of Tumor Suppressor gene polynucleotides (p73 : NCBI accession number NM_005427.2; p53: NCBI Accession No.: NM_000546.4; PTEN: NCBI Accession No.: NM_000314), variants, alleles, isoforms, homologs, mutants, derivatives, fragments and complementary sequences thereto. Preferably the oligonucleotide is an antisense molecule and the targets include coding and noncoding regions of antisense and/or sense Tumor Suppressor gene polynucleotides.

[00162] The preferred target segments of the present invention may be also be combined with their respective complementary antisense compounds of the present invention to form stabilized double-stranded (duplexed) oligonucleotides.

[00163] Such double stranded oligonucleotide moieties have been shown in the art to modulate target expression and regulate translation as well as RNA processing via an antisense mechanism. Moreover, the double-stranded moieties may be subject to chemical modifications (Fire et al, (1998) Nature, 391, 806-811; Timmons and Fire, (1998) Nature, 395, 854; Timmons et al, (2001) gene, 263, 103-112; Tabara et al, (1998) Science, 282, 430- 431; Montgomery et al, (1998) Proc. Natl. Acad. Sci. USA, 95, 15502-15507; Tuschl et al, (1999) genes Dev., 13, 3191-

3197; Elbashir et al, (2001) Nature, 411, 494-498; Elbashir et al, (2001) genes Dev. 15, 188-200). For example, such double-stranded moieties have been shown to inhibit the target by the classical hybridization of antisense strand of the duplex to the target, thereby triggering enzymatic degradation of the target (Tijsterman et al, (2002) Science, 295, 694-697).

[00164] In a preferred embodiment, an antisense oligonucleotide targets Tumor Suppressor gene polynucleotides (p73: NCBI accession number NM_005427.2; p53: NCBI Accession No.: NM_000546.4; PTEN: NCBI Accession No.: NM_000314), variants, alleles, isoforms, homologs, mutants, derivatives, fragments and complementary sequences thereto. Preferably the oligonucleotide is an antisense molecule.

[00165] In accordance with embodiments of the invention, the target nucleic acid molecule is not limited to Tumor Suppressor gene alone but extends to any of the isoforms, receptors, homologs and the like of Tumor Suppressor gene molecules.

[00166] In another preferred embodiment, an oligonucleotide targets a natural antisense sequence of Tumor Suppressor gene polynucleotides, for example, polynucleotides set forth as SEQ ID NOS: 8, 9, 10, 11, 12, 13, 14 and 15, and any variants, alleles, homologs, mutants, derivatives, fragments and complementary sequences thereto. Examples of antisense oligonucleotides are set forth as SEQ ID NOS: 16 to 36.

[00167] In one embodiment, the oligonucleotides are complementary to or bind to nucleic acid sequences of Tumor Suppressor gene antisense, including without limitation noncoding sense and/or antisense sequences associated with Tumor Suppressor gene polynucleotides and modulate expression and/or function of Tumor Suppressor gene molecules.

[00168] In another preferred embodiment, the oligonucleotides are complementary to or bind to nucleic acid sequences of Tumor Suppressor gene natural antisense, set forth as SEQ ID NOS: 8, 9, 10, 11, 12, 13, 14 and 15 and modulate expression and/or function of Tumor Suppressor gene molecules.

[00169] In a preferred embodiment, oligonucleotides comprise sequences of at least 5 consecutive nucleotides of SEQ ID NOS: 16 to 36 and modulate expression and/or function of Tumor Suppressor gene molecules.

[00170] The polynucleotide targets comprise Tumor Suppressor gene, including family members thereof, variants of Tumor Suppressor gene; mutants of Tumor Suppressor gene, including SNPs; noncoding sequences of Tumor Suppressor gene; alleles of Tumor Suppressor gene; species variants, fragments and the like. Preferably the oligonucleotide is an antisense molecule.

[00171] In another preferred embodiment, the oligonucleotide targeting Tumor Suppressor gene polynucleotides, comprise: antisense RNA, interference RNA (RNAi), short interfering RNA (siRNA); micro interfering RNA (miRNA); a small, temporal RNA (stRNA); or a short, hairpin RNA (shRNA); small RNA-induced gene activation (RNAa); or, small activating RNA (saRNA).

[00172] In another preferred embodiment, targeting of Tumor Suppressor gene polynucleotides, e.g. SEQ ID NOS: 8, 9, 10, 11, 12, 13, 14 and 15, modulates the expression or function of these targets. In one embodiment, expression or function is up-regulated as compared to a control. In another preferred embodiment, expression or function is down-regulated as compared to a control.

[00173] In another preferred embodiment, antisense compounds comprise sequences set forth as SEQ ID NOS: 16 to 36. These oligonucleotides can comprise one or more modified nucleotides, shorter or longer fragments, modified bonds and the like.

[00174] In another preferred embodiment, SEQ ID NOS: 16 to 36 comprise one or more LNA nucleotides.

[00175] The modulation of a desired target nucleic acid can be carried out in several ways known in the art. For example, antisense oligonucleotides, siRNA etc. Enzymatic nucleic acid molecules (e.g., ribozymes) are nucleic acid molecules capable of catalyzing one or more of a variety of reactions, including the ability to repeatedly cleave other separate nucleic acid molecules in a nucleotide base sequence-specific manner. Such enzymatic nucleic acid molecules can be used, for example, to target virtually any RNA transcript (Zaug et al., 324, Nature 429 1986; Cech, 260 JAMA 3030, 1988; and Jefferies et al., 17 Nucleic Acids Research 1371, 1989).

[00176] Because of their sequence-specificity, trans-cleaving enzymatic nucleic acid molecules show promise as therapeutic agents for human disease (Usman & McSwiggen, (1995) *Ann. Rep. Med. Chem.* 30, 285-294; Christoffersen and Marr, (1995) *J. Med. Chem.* 38, 2023-2037). Enzymatic nucleic acid molecules can be designed to cleave specific RNA targets within the background of cellular RNA. Such a cleavage event renders the mRNA non-functional and abrogates protein expression from that RNA. In this manner, synthesis of a protein associated with a disease state can be selectively inhibited.

[00177] In general, enzymatic nucleic acids with RNA cleaving activity act by first binding to a target RNA. Such binding occurs through the target binding portion of a enzymatic nucleic acid which is held in close proximity to an enzymatic portion of the molecule that acts to cleave the target RNA. Thus, the enzymatic nucleic acid first recognizes and then binds a target RNA through complementary base pairing, and once bound to the correct site, acts enzymatically to cut the target RNA. Strategic cleavage of such a target RNA will destroy its ability to direct synthesis of an encoded protein. After an enzymatic nucleic acid has bound and cleaved its RNA target, it is released from that RNA to search for another target and can repeatedly bind and cleave new targets.

[00178] Several approaches such as in vitro selection (evolution) strategies (Orgel, (1979) *Proc. R. Soc. London, B* 205, 435) have been used to evolve new nucleic acid catalysts capable of catalyzing a variety of reactions, such as cleavage and ligation of phosphodiester linkages and amide linkages, (Joyce, (1989) *gene*, 82, 83-87; Beaudry et al, (1992) *Science* 257, 635-641; Joyce, (1992) *Scientific American* 267, 90-97; Breaker et al, (1994) *TIBTECH* 12, 268; Bartel et al, (1993) *Science* 261 :1411- 1418; Szostak, (1993) *TIBS* 17, 89-93; Kumar et al, (1995) *FASEB J.*, 9, 1183; Breaker, (1996) *Curr. Op. Biotech.*, 1, 442).

[00179] The development of ribozymes that are optimal for catalytic activity would contribute significantly to any strategy that employs RNA-cleaving ribozymes for the purpose of regulating gene expression. The hammerhead ribozyme, for example, functions with a catalytic rate (k_{cat}) of about 1 min^{-1} in the presence of saturating (10 mM) concentrations of Mg^{2+} cofactor. An artificial "RNA ligase" ribozyme has been shown to catalyze the corresponding self-modification reaction with a rate of about 100 min^{-1} . In addition, it is known that certain

modified hammerhead ribozymes that have substrate binding arms made of DNA catalyze RNA cleavage with multiple turn-over rates that approach 100 min⁻¹. Finally, replacement of a specific residue within the catalytic core of the hammerhead with certain nucleotide analogues gives modified ribozymes that show as much as a 10-fold improvement in catalytic rate. These findings demonstrate that ribozymes can promote chemical transformations with catalytic rates that are significantly greater than those displayed *in vitro* by most natural self-cleaving ribozymes. It is then possible that the structures of certain self-cleaving ribozymes may be optimized to give maximal catalytic activity, or that entirely new RNA motifs can be made that display significantly faster rates for RNA phosphodiester cleavage.

[00180] Intermolecular cleavage of an RNA substrate by an RNA catalyst that fits the "hammerhead" model was first shown in 1987 (Uhlenbeck, O. C. (1987) *Nature*, 328: 596- 600). The RNA catalyst was recovered and reacted with multiple RNA molecules, demonstrating that it was truly catalytic.

[00181] Catalytic RNAs designed based on the "hammerhead" motif have been used to cleave specific target sequences by making appropriate base changes in the catalytic RNA to maintain necessary base pairing with the target sequences (Haseloff and Gerlach, (1988) *Nature*, 334, 585; Walbot and Bruening, (1988) *Nature*, 334, 196; Uhlenbeck, O. C. (1987) *Nature*, 328: 596-600; Koizumi, M., et al. (1988) *FEBS Lett.*, 228: 228-230). This has allowed use of the catalytic RNA to cleave specific target sequences and indicates that catalytic RNAs designed according to the "hammerhead" model may possibly cleave specific substrate RNAs *in vivo*, (see Haseloff and Gerlach, (1988) *Nature*, 334, 585; Walbot and Bruening, (1988) *Nature*, 334, 196; Uhlenbeck, O. C. (1987) *Nature*, 328: 596-600).

[00182] RNA interference (RNAi) has become a powerful tool for modulating gene expression in mammals and mammalian cells. This approach requires the delivery of small interfering RNA (siRNA) either as RNA itself or as DNA, using an expression plasmid or virus and the coding sequence for small hairpin RNAs that are processed to siRNAs. This system enables efficient transport of the pre-siRNAs to the cytoplasm where they are active and permit the use of regulated and tissue specific promoters for gene expression.

[00183] In a preferred embodiment, an oligonucleotide or antisense compound comprises an oligomer or polymer of ribonucleic acid (RNA) and/or deoxyribonucleic acid (DNA), or a mimetic, chimera, analog or homolog thereof. This term includes oligonucleotides composed of naturally occurring nucleotides, sugars and covalent internucleoside (backbone) linkages as well as oligonucleotides having non-naturally occurring portions which function similarly. Such modified or substituted oligonucleotides are often desired over native forms because of desirable properties such as, for example, enhanced cellular uptake, enhanced affinity for a target nucleic acid and increased stability in the presence of nucleases.

[00184] According to the present invention, the oligonucleotides or "antisense compounds" include antisense oligonucleotides (e.g. RNA, DNA, mimetic, chimera, analog or homolog thereof), ribozymes, external guide sequence (EGS) oligonucleotides, siRNA compounds, single- or double-stranded RNA interference (RNAi) compounds such as siRNA compounds, saRNA, aRNA, and other oligomeric compounds which hybridize to at least a portion of the target nucleic acid and modulate its function. As such, they may be DNA, RNA, DNA-like, RNA-like, or mixtures thereof, or may be mimetics of one or more of these. These compounds may be single-stranded, double-stranded, circular or hairpin oligomeric compounds and may contain structural elements such as internal or terminal bulges, mismatches or loops. Antisense compounds are routinely prepared linearly but can be joined or otherwise prepared to be circular and/or branched. Antisense compounds can include constructs such as, for example, two strands hybridized to form a wholly or partially double-stranded compound or a single strand with sufficient self-complementarity to allow for hybridization and formation of a fully or partially double-stranded compound. The two strands can be linked internally leaving free 3' or 5' termini or can be linked to form a continuous hairpin structure or loop. The hairpin structure may contain an overhang on either the 5' or 3' terminus producing an extension of single stranded character. The double stranded compounds optionally can include overhangs on the ends. Further modifications can include conjugate groups attached to one of the termini, selected nucleotide positions, sugar positions or to one of the internucleoside linkages. Alternatively, the two strands can be linked via a non-nucleic acid moiety or linker group. When formed from only one strand, dsRNA can take the form of a self-complementary hairpin-type molecule that doubles back on itself to form a duplex. Thus, the dsRNAs can be fully or partially double stranded. Specific modulation of gene expression can be achieved by stable expression of dsRNA hairpins in

transgenic cell lines (Hammond et al, (1991) Nat. Rev. genet., 2, 110-119; Matzke et al, (2001) Curr. Opin. genet. Dev., 11, 221-227; Sharp, (2001) genes Dev., 15, 485-490). When formed from two strands, or a single strand that takes the form of a self-complementary hairpin-type molecule doubled back on itself to form a duplex, the two strands (or duplex-forming regions of a single strand) are complementary RNA strands that base pair in Watson-Crick fashion.

[00185] Once introduced to a system, the compounds of the invention may elicit the action of one or more enzymes or structural proteins to effect cleavage or other modification of the target nucleic acid or may work via occupancy-based mechanisms. In general, nucleic acids (including oligonucleotides) may be described as "DNA-like" (i.e., generally having one or more 2'-deoxy sugars and, generally, T rather than U bases) or "RNA-like" (i.e., generally having one or more T- hydroxyl or 2'-modified sugars and, generally U rather than T bases). Nucleic acid helices can adopt more than one type of structure, most commonly the A- and B- forms. It is believed that, in general, oligonucleotides which have B-form-like structure are "DNA-like" and those which have A-formlike structure are "RNA-like." In some (chimeric) embodiments, an antisense compound may contain both A- and B-form regions.

[00186] The antisense compounds in accordance with this invention can comprise an antisense portion from about 5 to about 80 nucleotides (i.e. from about 5 to about 80 linked nucleosides) in length. This refers to the length of the antisense strand or portion of the antisense compound. In other words, a single-stranded antisense compound of the invention comprises from 5 to about 80 nucleotides, and a double-stranded antisense compound of the invention (such as a dsRNA, for example) comprises a sense and an antisense strand or portion of 5 to about 80 nucleotides in length. One of ordinary skill in the art will appreciate that this comprehends antisense portions of 5, 6, 7,8, 9, 10, 11, 12, 13, 14, 15, 16, 17, 18, 19, 20, 21, 22, 23, 24, 25, 26, 27, 28, 29, 30, 31, 32, 33, 34, 35, 36, 37, 38, 39, 40, 41, 42, 43, 44, 45, 46, 47, 48, 49, 50, 51, 52, 53, 54, 55, 56, 57, 58, 59, 60, 61, 62, 63, 64, 65, 66, 67, 68, 69, 70, 71, 72, 73, 74, 75, 76, 77, 78, 79, or 80 nucleotides in length, or any range therewithin.

[00187] In one embodiment, the antisense compounds of the invention have antisense portions of 10 to 50 nucleotides in length. One having ordinary skill in the art will appreciate that this embodies oligonucleotides having antisense portions of 10, 11, 12, 13, 14, 15, 16, 17, 18, 19,

20, 21, 22, 23, 24, 25, 26, 27, 28, 29, 30, 31, 32, 33, 34, 35, 36, 37, 38, 39, 40, 41, 42, 43, 44, 45, 46, 47, 48, 49, or 50 nucleotides in length, or any range therewithin. In some embodiments, the oligonucleotides are 15 nucleotides in length.

[00188] In one embodiment, the antisense or oligonucleotide compounds of the invention have antisense portions of 12 or 13 to 30 nucleotides in length. One having ordinary skill in the art will appreciate that this embodies antisense compounds having antisense portions of 12, 13, 14, 15, 16, 17, 18, 19, 20, 21, 22, 23, 24, 25, 26, 27, 28, 29 or 30 nucleotides in length, or any range therewithin.

[00189] In another preferred embodiment, the oligomeric compounds of the present invention also include variants in which a different base is present at one or more of the nucleotide positions in the compound. For example, if the first nucleotide is an adenosine, variants may be produced which contain thymidine, guanosine or cytidine at this position. This may be done at any of the positions of the antisense or dsRNA compounds. These compounds are then tested using the methods described herein to determine their ability to inhibit expression of a target nucleic acid.

[00190] In some embodiments, homology, sequence identity or complementarity, between the antisense compound and target is from about 40% to about 60%. In some embodiments, homology, sequence identity or complementarity, is from about 60% to about 70%. In some embodiments, homology, sequence identity or complementarity, is from about 70% to about 80%. In some embodiments, homology, sequence identity or complementarity, is from about 80% to about 90%. In some embodiments, homology, sequence identity or complementarity, is about 90%, about 92%, about 94%, about 95%, about 96%, about 97%, about 98%, about 99% or about 100%.

[00191] In another preferred embodiment, the antisense oligonucleotides, such as for example, nucleic acid molecules set forth in SEQ ID NOs: 10 to 30 comprise one or more substitutions or modifications. In one embodiment, the nucleotides are substituted with locked nucleic acids (LNA).

[00192] In another preferred embodiment, the oligonucleotides target one or more regions of the nucleic acid molecules sense and/or antisense of coding and/or non-coding sequences associated with Tumor Suppressor gene and the sequences set forth as SEQ ID NOS: 1, 2, 3, 4, 5, 6, 7, 8, 9, 10, 11, 12, 13, 14 and 15. The oligonucleotides are also targeted to overlapping regions of SEQ ID NOS: 1, 2, 3, 4, 5, 6, 7, 8, 9, 10, 11, 12, 13, 14 and 15.

[00193] Certain preferred oligonucleotides of this invention are chimeric oligonucleotides. "Chimeric oligonucleotides" or "chimeras," in the context of this invention, are oligonucleotides which contain two or more chemically distinct regions, each made up of at least one nucleotide. These oligonucleotides typically contain at least one region of modified nucleotides that confers one or more beneficial properties (such as, for example, increased nuclease resistance, increased uptake into cells, increased binding affinity for the target) and a region that is a substrate for enzymes capable of cleaving RNA:DNA or RNA:RNA hybrids. By way of example, RNase H is a cellular endonuclease which cleaves the RNA strand of an RNA:DNA duplex. Activation of RNase H, therefore, results in cleavage of the RNA target, thereby greatly enhancing the efficiency of antisense modulation of gene expression. Consequently, comparable results can often be obtained with shorter oligonucleotides when chimeric oligonucleotides are used, compared to phosphorothioate deoxyoligonucleotides hybridizing to the same target region. Cleavage of the RNA target can be routinely detected by gel electrophoresis and, if necessary, associated nucleic acid hybridization techniques known in the art. In one preferred embodiment, a chimeric oligonucleotide comprises at least one region modified to increase target binding affinity, and, usually, a region that acts as a substrate for RNase H. Affinity of an oligonucleotide for its target (in this case, a nucleic acid encoding ras) is routinely determined by measuring the T_m of an oligonucleotide/target pair, which is the temperature at which the oligonucleotide and target dissociate; dissociation is detected spectrophotometrically. The higher the T_m , the greater is the affinity of the oligonucleotide for the target.

[00194] Chimeric antisense compounds of the invention may be formed as composite structures of two or more oligonucleotides, modified oligonucleotides, oligonucleosides and/or oligonucleotides mimetics as described above. Such; compounds have also been referred to in the art as hybrids or gapmers. Representative United States patents that teach the preparation of such hybrid structures comprise, but are not limited to, US patent nos. 5,013,830; 5,149,797; 5,

220,007; 5,256,775; 5,366,878; 5,403,711; 5,491,133; 5,565,350; 5,623,065; 5,652,355; 5,652,356; and 5,700,922.

[00195] In another preferred embodiment, the region of the oligonucleotide which is modified comprises at least one nucleotide modified at the 2' position of the sugar, most preferably a 2'-Oalkyl, 2'-O-alkyl-O-alkyl or 2'-fluoro-modified nucleotide. In other preferred embodiments, RNA modifications include 2'-fluoro, 2'-amino and 2' O-methyl modifications on the ribose of pyrimidines, abasic residues or an inverted base at the 3' end of the RNA. Such modifications are routinely incorporated into oligonucleotides and these oligonucleotides have been shown to have a higher T_m (i.e., higher target binding affinity) than; 2'-deoxyoligonucleotides against a given target. The effect of such increased affinity is to greatly enhance RNAi oligonucleotide inhibition of gene expression. RNase H is a cellular endonuclease that cleaves the RNA strand of RNA:DNA duplexes; activation of this enzyme therefore results in cleavage of the RNA target, and thus can greatly enhance the efficiency of RNAi inhibition. Cleavage of the RNA target can be routinely demonstrated by gel electrophoresis. In another preferred embodiment, the chimeric oligonucleotide is also modified to enhance nuclease resistance. Cells contain a variety of exo- and endo-nucleases which can degrade nucleic acids. A number of nucleotide and nucleoside modifications have been shown to make the oligonucleotide into which they are incorporated more resistant to nuclease digestion than the native oligodeoxynucleotide. Nuclease resistance is routinely measured by incubating oligonucleotides with cellular extracts or isolated nuclease solutions and measuring the extent of intact oligonucleotide remaining over time, usually by gel electrophoresis. Oligonucleotides which have been modified to enhance their nuclease resistance survive intact for a longer time than unmodified oligonucleotides. A variety of oligonucleotide modifications have been demonstrated to enhance or confer nuclease resistance. Oligonucleotides which contain at least one phosphorothioate modification are presently more preferred. In some cases, oligonucleotide modifications which enhance target binding affinity are also, independently, able to enhance nuclease resistance. Some desirable modifications can be found in De Mesmaeker et al. (1995) *Ace. Chem. Res.*, 28:366-374.

[00196] Specific examples of some preferred oligonucleotides envisioned for this invention include those comprising modified backbones, for example, phosphorothioates,

phosphotriesters, methyl phosphonates, short chain alkyl or cycloalkyl intersugar linkages or short chain heteroatomic or heterocyclic intersugar linkages. Most preferred are oligonucleotides with phosphorothioate backbones and those with heteroatom backbones, particularly CH₂-NH-O-CH₂, CH₂-N(CH₃)-O-CH₂ [known as a methylene(methylimino) or MMI backbone], CH₂-O-N(CH₃)-CH₂, CH₂-N(CH₃)-N(CH₃)-CH₂ and O-N(CH₃)-CH₂-CH₂ backbones, wherein the native phosphodiester backbone is represented as O-P-O-CH₂. The amide backbones disclosed by De Mesmaeker et al. (1995) *Acc. Chem. Res.* 28:366-374 are also preferred. Also preferred are oligonucleotides having morpholino backbone structures (Summerton and Weller, U.S. Pat. No. 5,034,506). In other preferred embodiments, such as the peptide nucleic acid (PNA) backbone, the phosphodiester backbone of the oligonucleotide is replaced with a polyamide backbone, the nucleotides being bound directly or indirectly to the aza nitrogen atoms of the polyamide backbone (Nielsen et al. (1991) *Science* 254, 1497). Oligonucleotides may also comprise one or more substituted sugar moieties. Preferred oligonucleotides comprise one of the following at the 2' position: OH, SH, SCH₃, F, OCN, OCH₃, O(CH₂)_nCH₃, O(CH₂)_nNH₂ or O(CH₂)_nCH₃ where n is from 1 to about 10; Cl to ClO lower alkyl, alkoxyalkoxy, substituted lower alkyl, alkaryl or aralkyl; Cl; Br; CN; CF₃; OCF₃; O-, S-, or N-alkyl; O-, S-, or N-alkenyl; SOCH₃; SO₂CH₃; ONO₂; NO₂; N₃; NH₂; heterocycloalkyl; heterocycloalkaryl; aminoalkylamino; polyalkylamino; substituted silyl; an RNA cleaving group; a tumor suppressor gene promoter group; an intercalator; a group for improving the pharmacokinetic properties of an oligonucleotide; or a group for improving the pharmacodynamic properties of an oligonucleotide and other substituents having similar properties. A preferred modification includes 2'-methoxyethoxy [2'-O-CH₂-CH₂-OCH₃, also known as 2'-O-(2-methoxyethyl)] (Martin et al. (1995) *Helv. Chim. Acta*, 78, 486). Other preferred modifications include 2'-methoxy (2'-O-CH₃), T-propoxy (2'-O-CH₂-CH₂-CH₃) and 2'-fluoro (2'-F). Similar modifications may also be made at other positions on the oligonucleotide, particularly the 3' position of the sugar on the 3' terminal nucleotide and the 5' position of 5' terminal nucleotide. Oligonucleotides may also have sugar mimetics such as cyclobutyls in place of the pentofuranosyl group.

[00197] Oligonucleotides may also include, additionally or alternatively, nucleobase (often referred to in the art simply as "base") modifications or substitutions. As used herein, "unmodified" or "natural" nucleotides include adenine (A), guanine (G), thymine (T), cytosine

(C) and uracil (U). Modified nucleotides include nucleotides found only infrequently or transiently in natural nucleic acids, e.g., hypoxanthine, 6-methyladenine, 5-Me pyrimidines, particularly 5-methylcytosine (also referred to as 5-methyl-2' deoxy cytosine and often referred to in the art as 5-Me-C), 5- hydroxymethylcytosine (HMC), glycosyl HMC and gentobiosyl HMC, as well as synthetic nucleotides, e.g., 2-aminoadenine, 2-(methylamino)adenine, 2-(imidazolylalkyl)adenine, 2-(aminoalkylamino)adenine or other heterosubstituted alkyladenines, 2-thiouracil, 2-thiothymine, 5- bromouracil, 5- hydroxymethyluracil, 8-azaguanine, 7-deazaguanine, N6 (6-aminoethyl)adenine and 2,6- diaminopurine. (Kornberg, A., DNA Replication, W. H. Freeman & Co., San Francisco, 1980, pp75-77; Gebeyehu, G., (1987) et al. Nucl. Acids Res. 15:4513). A "universal" base known in the art, e.g., inosine, may be included. 5-Me-C substitutions have been shown to increase nucleic acid duplex stability by 0.6-1.2⁰C. (Sanghvi, Y. S., in Crooke, S. T. and Lebleu, B., eds., Antisense Research and Applications, CRC Press, Boca Raton, 1993, pp. 276-278) and are presently preferred base substitutions

[00198] Another modification of the oligonucleotides of the invention involves chemically linking to the oligonucleotide one or more moieties or conjugates which enhance the activity or cellular uptake of the oligonucleotide. Such moieties include but are not limited to lipid moieties such as a cholesterol moiety, a cholesteryl moiety (Letsinger et al, (1989) Proc. Natl. Acad. Sci. USA 86, 6553), cholic acid (Manoharan et al (1994) Bioorg. Med. Chem. Lett. 4, 1053), a thioether, e.g., hexyl-S-tritylthiol (Manoharan et al. (1992) Ann. NY. Acad. Sci. 660, 306; Manoharan et al. (1993) Bioorg. Med. Chem. Lett. 3, 2765), a thiocholesterol (Oberhauser et al., (1992) Nucl. Acids Res. 20, 533), an aliphatic chain, e.g., dodecandiol or undecyl residues (Saison-Behmoaras et al. EMBO J. 1991, 10, 111; Kabanov et al. (1990) FEBS Lett. 259, 327; Svinarchuk et al. (1993) Biochimie 75, 49), a phospholipid, e.g., di- hexadecyl-rac-glycerol or triethylammonium 1 ,2-di-O-hexadecyl-rac-glycero- 3-H- phosphonate (Manoharan et al. (1995) Tetrahedron Lett. 36, 3651; Shea et al. (1990) Nucl. Acids Res. 18, 3777), a polyamine or a polyethylene glycol chain (Manoharan et al. (1995) Nucleosides & Nucleotides, 14, 969), or adamantane acetic acid (Manoharan et al. (1995) Tetrahedron Lett. 36, 3651). Oligonucleotides comprising lipophilic moieties, and methods for preparing such oligonucleotides are known in the art, for example, U.S. Pat. Nos. 5,138,045, 5,218,105 and 5,459,255.

[00199] It is not necessary for all positions in a given oligonucleotide to be uniformly modified, and in fact more than one of the aforementioned modifications may be incorporated in a single oligonucleotide or even at within a single nucleoside within an oligonucleotide. The present invention also includes oligonucleotides which are chimeric oligonucleotides as hereinbefore defined.

[00200] In another embodiment, the nucleic acid molecule of the present invention is conjugated with another moiety including but not limited to abasic nucleotides, polyether, polyamine, polyamides, peptides, carbohydrates, lipid, or polyhydrocarbon compounds. Those skilled in the art will recognize that these molecules can be linked to one or more of any nucleotides comprising the nucleic acid molecule at several positions on the sugar, base or phosphate group.

[00201] The oligonucleotides used in accordance with this invention may be conveniently and routinely made through the well-known technique of solid phase synthesis. Equipment for such synthesis is sold by several vendors including Applied Biosystems. Any other means for such synthesis may also be employed; the actual synthesis of the oligonucleotides is well within the talents of one of ordinary skill in the art. It is also well known to use similar techniques to prepare other oligonucleotides such as the phosphorothioates and alkylated derivatives. It is also well known to use similar techniques and commercially available modified amidites and controlled-pore glass (CPG) products such as biotin, fluorescein, acridine or psoralen-modified amidites and/or CPG (available from Glen Research, Sterling VA) to synthesize fluorescently labeled, biotinylated or other modified oligonucleotides such as cholesterol-modified oligonucleotides.

[00202] In accordance with the invention, use of modifications such as the use of LNA monomers to enhance the potency, specificity and duration of action and broaden the routes of administration of oligonucleotides comprised of current chemistries such as MOE, ANA, FANA, PS etc (Uhlman, et al. (2000) Current Opinions in Drug Discovery & Development Vol. 3 No 2). This can be achieved by substituting some of the monomers in the current oligonucleotides by LNA monomers. The LNA modified oligonucleotide may have a size similar to the parent compound or may be larger or preferably smaller. It is preferred that such LNA-modified

oligonucleotides contain less than about 70%, more preferably less than about 60%, most preferably less than about 50% LNA monomers and that their sizes are between about 5 and 25 nucleotides, more preferably between about 12 and 20 nucleotides.

[00203] Preferred modified oligonucleotide backbones comprise, but not limited to, phosphorothioates, chiral phosphorothioates, phosphorodithioates, phosphotriesters, aminoalkylphosphotriesters, methyl and other alkyl phosphonates comprising 3'alkylene phosphonates and chiral phosphonates, phosphinates, phosphoramidates comprising 3'-amino phosphoramidate and aminoalkylphosphoramidates, thionophosphoramidates, thionoalkylphosphonates, thionoalkylphosphotriesters, and boranophosphates having normal 3'-5' linkages, 2'-5' linked analogs of these, and those having inverted polarity wherein the adjacent pairs of nucleoside units are linked 3'-5' to 5'-3' or 2'-5' to 5'-2'. Various salts, mixed salts and free acid forms are also included.

[00204] Representative United States patents that teach the preparation of the above phosphorus containing linkages comprise, but are not limited to, US patent nos. 3,687,808; 4,469,863; 4,476,301; 5,023,243; 5, 177,196; 5,188,897; 5,264,423; 5,276,019; 5,278,302; 5,286,717; 5,321,131; 5,399,676; 5,405,939; 5,453,496; 5,455, 233; 5,466,677; 5,476,925; 5,519,126; 5,536,821; 5,541,306; 5,550,111; 5,563, 253; 5,571,799; 5,587,361; and 5,625,050.

[00205] Preferred modified oligonucleotide backbones that do not include a phosphorus atom therein have backbones that are formed by short chain alkyl or cycloalkyl internucleoside linkages, mixed heteroatom and alkyl or cycloalkyl internucleoside linkages, or one or more short chain heteroatomic or heterocyclic internucleoside linkages. These comprise those having morpholino linkages (formed in part from the sugar portion of a nucleoside); siloxane backbones; sulfide, sulfoxide and sulfone backbones; formacetyl and thioformacetyl backbones; methylene formacetyl and thioformacetyl backbones; alkene containing backbones; sulfamate backbones; methyleneimino and methylenehydrazino backbones; sulfonate and sulfonamide backbones; amide backbones; and others having mixed N, O, S and CH₂ component parts.

[00206] Representative United States patents that teach the preparation of the above oligonucleosides comprise, but are not limited to, US patent nos. 5,034,506; 5,166,315; 5,185,444; 5,214,134; 5,216,141; 5,235,033; 5,264, 562; 5, 264,564; 5,405,938; 5,434,257;

5,466,677; 5,470,967; 5,489,677; 5,541,307; 5,561,225; 5,596, 086; 5,602,240; 5,610,289; 5,602,240; 5,608,046; 5,610,289; 5,618,704; 5,623, 070; 5,663,312; 5,633,360; 5,677,437; and 5,677,439.

[00207] In other preferred oligonucleotide mimetics, both the sugar and the internucleoside linkage, i.e., the backbone, of the nucleotide units are replaced with novel groups. The base units are maintained for hybridization with an appropriate nucleic acid target compound. One such oligomeric compound, an oligonucleotide mimetic that has been shown to have excellent hybridization properties, is referred to as a peptide nucleic acid (PNA). In PNA compounds, the sugar-backbone of an oligonucleotide is replaced with an amide containing backbone, in particular an aminoethylglycine backbone. The nucleobases are retained and are bound directly or indirectly to aza nitrogen atoms of the amide portion of the backbone. Representative United States patents that teach the preparation of PNA compounds comprise, but are not limited to, US patent nos. 5,539,082; 5,714,331; and 5,719,262. Further teaching of PNA compounds can be found in Nielsen, et al. (1991) Science 254, 1497-1500.

[00208] In another preferred embodiment of the invention the oligonucleotides with phosphorothioate backbones and oligonucleosides with heteroatom backbones, and in particular-CH₂-NH-O-CH₂-, -CH₂-N (CH₃)-O-CH₂-known as a methylene (methylimino) or MMI backbone, - CH₂-O-N (CH₃)-CH₂-, -CH₂N(CH₃)-N(CH₃) CH₂-and-O-N(CH₃)-CH₂- CH₂- wherein the native phosphodiester backbone is represented as-O-P-O-CH₂- of the above referenced US patent no. 5,489,677, and the amide backbones of the above referenced US patent no. 5,602,240. Also preferred are oligonucleotides having morpholino backbone structures of the above-referenced US patent no. 5,034,506.

[00209] Modified oligonucleotides may also contain one or more substituted sugar moieties. Preferred oligonucleotides comprise one of the following at the 2' position: OH; F; O-, S-, or N-alkyl; O-, S-, or N-alkenyl; O-, S-or N-alkynyl; or O alkyl-O-alkyl, wherein the alkyl, alkenyl and alkynyl may be substituted or unsubstituted C to CO alkyl or C₂ to CO alkenyl and alkynyl. Particularly preferred are O (CH₂)_n OmCFB, O(CH₂)_nOCH₃, O(CH₂)_nNH₂, O(CH₂)_nCH₃, O(CH₂)_nONH₂, and O(CH₂)_nON(CH₂)_nCH₃)₂ where n and m can be from 1 to about 10. Other preferred oligonucleotides comprise one of the following at the 2' position: C to

CO, (lower alkyl, substituted lower alkyl, alkaryl, aralkyl, O-alkaryl or O-aralkyl, SH, SCH₃, OCN, Cl, Br, CN, CF₃, OCF₃, SOCH₃, SO₂CH₃, ONO₂, NO₂, N₃, NH₂, heterocycloalkyl, heterocycloalkaryl, aminoalkylamino, polyalkylamino, substituted silyl, an RNA cleaving group, a rTumor Suppressor generter group, an intercalator, a group for improving the pharmacokinetic properties of an oligonucleotide, or a group for improving the pharmacodynamic properties of an oligonucleotide, and other substituents having similar properties. A preferred modification comprises 2'-methoxyethoxy (2'-O-CH₂CH₂OCH₃, also known as 2'-O-(2- methoxyethyl) or 2'-MOE) (Martin et al, (1995) HeIv. Chim. Acta, 78, 486-504) i.e., an alkoxyalkoxy group. A further preferred modification comprises T- dimethylaminooxyethoxy, i.e. , a O(CH₂)₂ON(CH₃)₂ group, also known as 2'-DMAOE, as described in examples herein below, and T- dimethylaminoethoxyethoxy (also known in the art as 2'-O-dimethylaminoethoxyethyl or T- DMAEOE), i.e., 2'-O-CH₂-O-CH₂-N (CH₂)₂.

[00210] Other preferred modifications comprise 2'-methoxy (2'-O CH₃), 2'-aminopropoxy (T- O CH₂CH₂CH₂NH₂) and 2'-fluoro (2'-F). Similar modifications may also be made at other positions on the oligonucleotide, particularly the 3' position of the sugar on the 3' terminal nucleotide or in 2'-5' linked oligonucleotides and the 5' position of 5' terminal nucleotide. Oligonucleotides may also have sugar mimetics such as cyclobutyl moieties in place of the pentofuranosyl sugar. Representative United States patents that teach the preparation of such modified sugar structures comprise, but are not limited to, US patent nos. 4,981,957; 5,118,800; 5,319,080; 5,359,044; 5,393,878; 5,446,137; 5,466,786; 5,514, 785; 5,519,134; 5,567,811; 5,576,427; 5,591,722; 5,597,909; 5,610,300; 5,627,053; 5,639,873; 5,646, 265; 5,658,873; 5,670,633; and 5,700,920.

[00211] Oligonucleotides may also comprise nucleobase (often referred to in the art simply as "base") modifications or substitutions. As used herein, "unmodified" or "natural" nucleotides comprise the purine bases adenine (A) and guanine (G), and the pyrimidine bases thymine (T), cytosine (C) and uracil (U). Modified nucleotides comprise other synthetic and natural nucleotides such as 5-methylcytosine (5-me-C), 5-hydroxymethyl cytosine, xanthine, hypoxanthine, 2- aminoadenine, 6-methyl and other alkyl derivatives of adenine and guanine, 2-propyl and other alkyl derivatives of adenine and guanine, 2-thiouracil, 2-thiothymine and 2-thiocytosine, 5-halouracil and cytosine, 5-propynyl uracil and cytosine, 6-azo uracil, cytosine

and thymine, 5-uracil (pseudo-uracil), 4-thiouracil, 8-halo, 8-amino, 8-thiol, 8- thioalkyl, 8-hydroxyl and other 8-substituted adenines and guanines, 5-halo particularly 5- bromo, 5-trifluoromethyl and other 5-substituted uracils and cytosines, 7-methylquanine and 7-methyladenine, 8-azaguanine and 8-azaadenine, 7-deazaguanine and 7-deazaadenine and 3-deazaguanine and 3-deazaadenine.

[00212] Further, nucleotides comprise those disclosed in United States Patent No. 3,687,808, those disclosed in 'The Concise Encyclopedia of Polymer Science And Engineering', pages 858-859, Kroschwitz, J.I., ed. John Wiley & Sons, 1990, those disclosed by Englisch et al., 'Angewandte Chemie, International Edition', 1991, 30, page 613, and those disclosed by Sanghvi, Y. S., Chapter 15, 'Antisense Research and Applications', pages 289-302, Crooke, S.T. and Lebleu, B. ea., CRC Press, 1993. Certain of these nucleotides are particularly useful for increasing the binding affinity of the oligomeric compounds of the invention. These comprise 5-substituted pyrimidines, 6- azapyrimidines and N-2, N-6 and 0-6 substituted purines, comprising 2-aminopropyladenine, 5- propynyluracil and 5-propynylcytosine. 5- methylecytosine substitutions have been shown to increase nucleic acid duplex stability by 0.6- 1.2°C (Sanghvi, Y. S., Crooke, S.T. and Lebleu, B., eds, 'Antisense Research and Applications', CRC Press, Boca Raton, 1993, pp. 276-278) and are presently preferred base substitutions, even more particularly when combined with 2'-O-methoxyethyl sugar modifications.

[00213] Representative United States patents that teach the preparation of the above noted modified nucleotides as well as other modified nucleotides comprise, but are not limited to, US patent nos. 3,687,808, as well as 4,845,205; 5,130,302; 5,134,066; 5,175, 273; 5, 367,066; 5,432,272; 5,457,187; 5,459,255; 5,484,908; 5,502,177; 5,525,711; 5,552,540; 5,587,469; 5,596,091; 5,614,617; 5,750,692, and 5,681,941.

[00214] Another modification of the oligonucleotides of the invention involves chemically linking to the oligonucleotide one or more moieties or conjugates, which enhance the activity, cellular distribution, or cellular uptake of the oligonucleotide.

[00215] Such moieties comprise but are not limited to, lipid moieties such as a cholesterol moiety (Letsinger et al., (1989) Proc. Natl. Acad. Sci USA, 86, 6553-6556), cholic acid (Manoharan et al., (1994) Bioorg. Med. Chem. Let., 4, 1053-1060), a thioether, e.g., hexyl-S-

tritylthiol (Manoharan et al., (1992) *Ann. N. Y. Acad. Sci.*, 660, 306-309; Manoharan et al., (1993) *Bioorg. Med. Chem. Lett.*, 3, 2765-2770), a thiocholesterol (Oberhauser et al., (1992) *Nucl. Acids Res.*, 20, 533-538), an aliphatic chain, e.g., dodecandiol or undecyl residues (Kabanov et al., (1990) *FEBS Lett.*, 259, 327-330; Svinarchuk et al., (1993) *Biochimie* 75, 49-54), a phospholipid, e.g., di-hexadecyl-rac-glycerol or triethylammonium 1,2-di-O-hexadecyl-rac-glycero-3-H-phosphonate (Manoharan et al., (1995) *Tetrahedron Lett.*, 36, 3651-3654; Shea et al., (1990) *Nucl. Acids Res.*, 18, 3777-3783), a polyamine or a polyethylene glycol chain (Manoharan et al., (1995) *Nucleosides & Nucleotides*, 14, 969-973), or adamantane acetic acid (Manoharan et al., (1995) *Tetrahedron Lett.*, 36, 3651-3654), a palmitoyl moiety (Mishra et al., (1995) *Biochim. Biophys. Acta*, 1264, 229-237), or an octadecylamine or hexylamino-carbonyl-oxcholesterol moiety (Crooke et al., (1996) *J. Pharmacol. Exp. Ther.*, 277, 923-937).

[00216] Representative United States patents that teach the preparation of such oligonucleotides conjugates comprise, but are not limited to, US patent nos. 4,828,979; 4,948,882; 5,218,105; 5,525,465; 5,541,313; 5,545,730; 5,552, 538; 5,578,717; 5,580,731; 5,580,731; 5,591,584; 5,109,124; 5,118,802; 5,138,045; 5,414,077; 5,486, 603; 5,512,439; 5,578,718; 5,608,046; 4,587,044; 4,605,735; 4,667,025; 4,762, 779; 4,789,737; 4,824,941; 4,835,263; 4,876,335; 4,904,582; 4,958,013; 5,082, 830; 5,112,963; 5,214,136; 5,082,830; 5,112,963; 5,214,136; 5, 245,022; 5,254,469; 5,258,506; 5,262,536; 5,272,250; 5,292,873; 5,317,098; 5,371,241; 5,391, 723; 5,416,203; 5,451,463; 5,510,475; 5,512,667; 5,514,785; 5, 565,552; 5,567,810; 5,574,142; 5,585,481; 5,587,371; 5,595,726; 5,597,696; 5,599,923; 5,599, 928 and 5,688,941.

[00217] Drug discovery: The compounds of the present invention can also be applied in the areas of drug discovery and target validation. The present invention comprehends the use of the compounds and preferred target segments identified herein in drug discovery efforts to elucidate relationships that exist between Tumor Suppressor gene polynucleotides and a disease state, phenotype, or condition. These methods include detecting or modulating Tumor Suppressor gene polynucleotides comprising contacting a sample, tissue, cell, or organism with the compounds of the present invention, measuring the nucleic acid or protein level of Tumor Suppressor gene polynucleotides and/or a related phenotypic or chemical endpoint at some time after treatment, and optionally comparing the measured value to a non-treated sample or sample

treated with a further compound of the invention. These methods can also be performed in parallel or in combination with other experiments to determine the function of unknown genes for the process of target validation or to determine the validity of a particular gene product as a target for treatment or prevention of a particular disease, condition, or phenotype.

Assessing Up-regulation or Inhibition of Gene Expression:

[00218] Transfer of an exogenous nucleic acid into a host cell or organism can be assessed by directly detecting the presence of the nucleic acid in the cell or organism. Such detection can be achieved by several methods well known in the art. For example, the presence of the exogenous nucleic acid can be detected by Southern blot or by a polymerase chain reaction (PCR) technique using primers that specifically amplify nucleotide sequences associated with the nucleic acid. Expression of the exogenous nucleic acids can also be measured using conventional methods including gene expression analysis. For instance, mRNA produced from an exogenous nucleic acid can be detected and quantified using a Northern blot and reverse transcription PCR (RT-PCR).

[00219] Expression of RNA from the exogenous nucleic acid can also be detected by measuring an enzymatic activity or a reporter protein activity. For example, antisense modulatory activity can be measured indirectly as a decrease or increase in target nucleic acid expression as an indication that the exogenous nucleic acid is producing the effector RNA. Based on sequence conservation, primers can be designed and used to amplify coding regions of the target genes. Initially, the most highly expressed coding region from each gene can be used to build a model control gene, although any coding or non coding region can be used. Each control gene is assembled by inserting each coding region between a reporter coding region and its poly(A) signal. These plasmids would produce an mRNA with a rTumor Suppressor gene in the upstream portion of the gene and a potential RNAi target in the 3' non-coding region. The effectiveness of individual antisense oligonucleotides would be assayed by modulation of the rTumor Suppressor gene. RTumor Suppressor genes useful in the methods of the present invention include acetohydroxyacid synthase (AHAS), alkaline phosphatase (AP), beta galactosidase (LacZ), beta glucuronidase (GUS), chloramphenicol acetyltransferase (CAT), green fluorescent protein (GFP), red fluorescent protein (RFP), yellow fluorescent protein (YFP),

cyan fluorescent protein (CFP), horseradish peroxidase (HRP), luciferase (Luc), nopaline synthase (NOS), octopine synthase (OCS), and derivatives thereof. Multiple selectable markers are available that confer resistance to ampicillin, bleomycin, chloramphenicol, gentamycin, hygromycin, kanamycin, lincomycin, methotrexate, phosphinothricin, puromycin, and tetracycline. Methods to determine modulation of a rTumor Suppressor gene are well known in the art, and include, but are not limited to, fluorometric methods (e.g. fluorescence spectroscopy, Fluorescence Activated Cell Sorting (FACS), fluorescence microscopy), antibiotic resistance determination.

Kits, Research Reagents, Diagnostics, and Therapeutics

[00220] The compounds of the present invention can be utilized for diagnostics, therapeutics, and prophylaxis, and as research reagents and components of kits. Furthermore, antisense oligonucleotides, which are able to inhibit gene expression with exquisite specificity, are often used by those of ordinary skill to elucidate the function of particular genes or to distinguish between functions of various members of a biological pathway.

[00221] For use in kits and diagnostics and in various biological systems, the compounds of the present invention, either alone or in combination with other compounds or therapeutics, are useful as tools in differential and/or combinatorial analyses to elucidate expression patterns of a portion or the entire complement of genes expressed within cells and tissues.

[00222] As used herein the term "biological system" or "system" is defined as any organism, cell, cell culture or tissue that expresses, or is made competent to express products of the Tumor Suppressor gene genes. These include, but are not limited to, humans, transgenic animals, cells, cell cultures, tissues, xenografts, transplants and combinations thereof.

[00223] As one non limiting example, expression patterns within cells or tissues treated with one or more antisense compounds are compared to control cells or tissues not treated with antisense compounds and the patterns produced are analyzed for differential levels of gene expression as they pertain, for example, to disease association, signaling pathway, cellular localization, expression level, size, structure or function of the genes examined. These analyses

can be performed on stimulated or unstimulated cells and in the presence or absence of other compounds that affect expression patterns.

[00224] Examples of methods of gene expression analysis known in the art include DNA arrays or microarrays (Brazma and Vilo, (2000) FEBS Lett, 480, 17-24; Celis, et al, (2000) FEBS Lett, 480, 2-16), SAGE (serial analysis of gene expression) (Madden, et al, (2000) Drug Discov. Today, 5, 415- 425), READS (restriction enzyme amplification of digested cDNAs) (Prashar and Weissman, (1999) Methods Enzymol, 303, 258-72), TOGA (total gene expression analysis) (Sutcliffe, et al, (2000) Proc. Natl. Acad. Sci. U.S.A., 97, 1976-81), protein arrays and proteomics (Celis, et al, (2000) FEBS Lett., 480, 2-16; Jungblut, et al., Electrophoresis, 1999, 20, 2100-10), expressed sequence tag (EST) sequencing (Celis, et al., FEBS Lett., 2000, 480, 2-16; Larsson, et al., J. Biotechnol, 2000, 80, 143-57), subtractive RNA fingerprinting (SuRF) (Fuchs, et al, (2000) Anal. Biochem. 286, 91-98; Larson, et al, (2000) Cytometry 41, 203-208), subtractive cloning, differential display (DD) (Jurecic and Belmont, (2000) Curr. Opin. Microbiol 3, 316-21), comparative genomic hybridization (Carulli, et al, (1998) J. Cell Biochem. Suppl, 31, 286-96), FISH (fluorescent in situ hybridization) techniques (Going and Gusterson, (1999) Eur. J. Cancer, 35, 1895-904) and mass spectrometry methods (To, Comb. (2000) Chem. High Throughput Screen, 3, 235-41).

[00225] The compounds of the invention are useful for research and diagnostics, because these compounds hybridize to nucleic acids encoding Tumor Suppressor gene. For example, oligonucleotides that hybridize with such efficiency and under such conditions as disclosed herein as to be effective Tumor Suppressor gene modulators are effective primers or probes under conditions favoring gene amplification or detection, respectively. These primers and probes are useful in methods requiring the specific detection of nucleic acid molecules encoding Tumor Suppressor gene and in the amplification of said nucleic acid molecules for detection or for use in further studies of Tumor Suppressor gene. Hybridization of the antisense oligonucleotides, particularly the primers and probes, of the invention with a nucleic acid encoding Tumor Suppressor gene can be detected by means known in the art. Such means may include conjugation of an enzyme to the oligonucleotide, radiolabeling of the oligonucleotide, or any other suitable detection means. Kits using such detection means for detecting the level of Tumor Suppressor gene in a sample may also be prepared.

[00226] The specificity and sensitivity of antisense are also harnessed by those of skill in the art for therapeutic uses. Antisense compounds have been employed as therapeutic moieties in the treatment of disease states in animals, including humans. Antisense oligonucleotide drugs have been safely and effectively administered to humans and numerous clinical trials are presently underway. It is thus established that antisense compounds can be useful therapeutic modalities that can be configured to be useful in treatment regimes for the treatment of cells, tissues and animals, especially humans.

[00227] For therapeutics, an animal, preferably a human, suspected of having a disease or disorder which can be treated by modulating the expression of Tumor Suppressor gene polynucleotides is treated by administering antisense compounds in accordance with this invention. For example, in one non-limiting embodiment, the methods comprise the step of administering to the animal in need of treatment, a therapeutically effective amount of Tumor Suppressor gene modulator. The Tumor Suppressor gene modulators of the present invention effectively modulate the activity of the Tumor Suppressor gene or modulate the expression of the Tumor Suppressor gene protein. In one embodiment, the activity or expression of Tumor Suppressor gene in an animal is inhibited by about 10% as compared to a control. Preferably, the activity or expression of Tumor Suppressor gene in an animal is inhibited by about 30%. More preferably, the activity or expression of Tumor Suppressor gene in an animal is inhibited by 50% or more. Thus, the oligomeric compounds modulate expression of Tumor Suppressor gene mRNA by at least 10%, by at least 50%, by at least 25%, by at least 30%, by at least 40%, by at least 50%, by at least 60%, by at least 70%, by at least 75%, by at least 80%, by at least 85%, by at least 90%, by at least 95%, by at least 98%, by at least 99%, or by 100% as compared to a control.

[00228] In one embodiment, the activity or expression of Tumor Suppressor gene and/or in an animal is increased by about 10% as compared to a control. Preferably, the activity or expression of Tumor Suppressor gene in an animal is increased by about 30%. More preferably, the activity or expression of Tumor Suppressor gene in an animal is increased by 50% or more. Thus, the oligomeric compounds modulate expression of Tumor Suppressor gene mRNA by at least 10%, by at least 50%, by at least 25%, by at least 30%, by at least 40%, by at least 50%, by

at least 60%, by at least 70%, by at least 75%, by at least 80%, by at least 85%, by at least 90%, by at least 95%, by at least 98%, by at least 99%, or by 100% as compared to a control.

[00229] For example, the reduction of the expression of Tumor Suppressor gene may be measured in serum, blood, adipose tissue, liver or any other body fluid, tissue or organ of the animal. Preferably, the cells contained within said fluids, tissues or organs being analyzed contain a nucleic acid molecule encoding Tumor Suppressor gene peptides and/or the Tumor Suppressor gene protein itself.

[00230] The compounds of the invention can be utilized in pharmaceutical compositions by adding an effective amount of a compound to a suitable pharmaceutically acceptable diluent or carrier. Use of the compounds and methods of the invention may also be useful prophylactically.

Conjugates

[00231] Another modification of the oligonucleotides of the invention involves chemically linking to the oligonucleotide one or more moieties or conjugates that enhance the activity, cellular distribution or cellular uptake of the oligonucleotide. These moieties or conjugates can include conjugate groups covalently bound to functional groups such as primary or secondary hydroxyl groups. Conjugate groups of the invention include intercalators, rTumor Suppressor gene molecules, polyamines, polyamides, polyethylene glycols, polyethers, groups that enhance the pharmacodynamic properties of oligomers, and groups that enhance the pharmacokinetic properties of oligomers. Typical conjugate groups include cholesterols, lipids, phospholipids, biotin, phenazine, folate, phenanthridine, anthraquinone, acridine, fluoresceins, rhodamines, coumarins, and dyes. Groups that enhance the pharmacodynamic properties, in the context of this invention, include groups that improve uptake, enhance resistance to degradation, and/or strengthen sequence-specific hybridization with the target nucleic acid. Groups that enhance the pharmacokinetic properties, in the context of this invention, include groups that improve uptake, distribution, metabolism or excretion of the compounds of the present invention. Representative conjugate groups are disclosed in International Patent Application No. PCT/US92/09196, filed Oct. 23, 1992, and U.S. Pat. No. 6,287,860. Conjugate moieties include, but are not limited to, lipid moieties such as a cholesterol moiety, cholic acid, a thioether, e.g.,

hexyl- 5- tritylthiol, a thiocholesterol, an aliphatic chain, e.g., dodecandiol or undecyl residues, a phospholipid, e.g., di-hexadecyl-rac-glycerol or triethylammonium 1 ,2-di-O-hexadecyl-rac-glycero-3-Hphosphonate, a polyamine or a polyethylene glycol chain, or adamantane acetic acid, a palmityl moiety, or an octadecylamine or hexylamino-carbonyl-oxycholesterol moiety. Oligonucleotides of the invention may also be conjugated to active drug substances, for example, aspirin, warfarin, phenylbutazone, ibuprofen, suprofen, fenbufen, ketoprofen, (S)- (+)-pranoprofen, carprofen, dansylsarcosine, 2,3,5-triiodobenzoic acid, flufenamic acid, folic acid, a benzothiadiazide, chlorothiazide, a diazepam, indomethacin, a barbiturate, a cephalosporin, a sulfa drug, an antidiabetic, an antibacterial or an antibiotic.

[00232] Representative United States patents that teach the preparation of such oligonucleotides conjugates include, but are not limited to, U.S. Pat. Nos. 4,828,979; 4,948,882; 5,218,105; 5,525,465; 5,541,313; 5,545,730; 5,552,538; 5,578,717; 5,580,731; 5,580,731; 5,591,584; 5,109,124; 5,118,802; 5,138,045; 5,414,077; 5,486,603; 5,512,439; 5,578,718; 5,608,046; 4,587,044; 4,605,735; 4,667,025; 4,762,779; 4,789,737; 4,824,941; 4,835,263; 4,876,335; 4,904,582; 4,958,013; 5,082,830; 5,112,963; 5,214,136; 5,082,830; 5,112,963; 5,214,136; 5,245,022; 5,254,469; 5,258,506; 5,262,536; 5,272,250; 5,292,873; 5,317,098; 5,371,241; 5,391,723; 5,416,203; 5,451,463; 5,510,475; 5,512,667; 5,514,785; 5,565,552; 5,567,810; 5,574,142; 5,585,481; 5,587,371; 5,595,726; 5,597,696; 5,599,923; 5,599,928 and 5,688,941.

Formulations

[00233] The compounds of the invention may also be admixed, encapsulated, conjugated or otherwise associated with other molecules, molecule structures or mixtures of compounds, as foreexample, liposomes, receptor-targeted molecules, oral, rectal, topical or other formulations, for assisting in uptake, distribution and/or absorption. Representative United States patents that teach the preparation of such uptake, distribution and/or absorption-assisting formulations include, but are not limited to, U.S. Pat. Nos. 5,108,921; 5,354,844; 5,416,016; 5,459,127; 5,521,291; 5,543,165; 5,547,932; 5,583,020; 5,591,721; 4,426,330; 4,534,899; 5,013,556; 5,108,921; 5,213,804; 5,227,170; 5,264,221; 5,356,633; 5,395,619; 5,416,016; 5,417,978;

5,462,854; 5,469,854; 5,512,295; 5,527,528; 5,534,259; 5,543,152; 5,556,948; 5,580,575; and 5,595,756.

[00234] Although, the antisense oligonucleotides do not need to be administered in the context of a vector in order to modulate a target expression and/or function, embodiments of the invention relates to expression vector constructs for the expression of antisense oligonucleotides, comprising promoters, hybrid promoter gene sequences and possess a strong constitutive promoter activity, or a promoter activity which can be induced in the desired case.

[00235] In an embodiment, invention practice involves administering at least one of the foregoing antisense oligonucleotides with a suitable nucleic acid delivery system. In one embodiment, that system includes a non- viral vector operably linked to the polynucleotide. Examples of such nonviral vectors include the oligonucleotide alone (e.g. any one or more of SEQ ID NOS: 16 to 36) or in combination with a suitable protein, polysaccharide or lipid formulation.

[00236] Additionally suitable nucleic acid delivery systems include viral vector, typically sequence from at least one of an adenovirus, adenovirus-associated virus (AAV), helper-dependent adenovirus, retrovirus, or hemagglutinin virus of Japan- liposome (HVJ) complex. Preferably, the viral vector comprises a strong eukaryotic promoter operably linked to the polynucleotide e.g., a cytomegalovirus (CMV) promoter.

[00237] Additionally preferred vectors include viral vectors, fusion proteins and chemical conjugates. Retroviral vectors include Moloney murine leukemia viruses and HIV-based viruses. One preferred HIV-based viral vector comprises at least two vectors wherein the gag and pol genes are from an HIV genome and the env gene is from another virus. DNA viral vectors are preferred. These vectors include pox vectors such as orthopox or avipox vectors, herpesvirus vectors such as a herpes simplex I virus (HSV) vector [Geller, A.I. et al, (1995) J. Neurochem, 64: 487; Lim, F., et al, in DNA Cloning: Mammalian Systems, D. Glover, Ed. (Oxford Univ. Press, Oxford England) (1995); Geller, A.I. et al, (1993) Proc Natl. Acad. Sci: U.S.A.:90 7603; Geller, A.I., et al., (1990) Proc Natl. Acad. Sci USA: 87:1149], Adenovirus Vectors (LeGal LaSalle et al., Science, 259:988 (1993); Davidson, et al., (1993) Nat. genet. 3: 219; Yang, et al,

(1995) *J. Virol.* 69: 2004) and Adeno-associated Virus Vectors (Kaplitt, M.G., et al, (1994) *Nat. genet.* 8:148).

[00238] The antisense compounds of the invention encompass any pharmaceutically acceptable salts, esters, or salts of such esters, or any other compound which, upon administration to an animal, including a human, is capable of providing (directly or indirectly) the biologically active metabolite or residue thereof.

[00239] The term "pharmaceutically acceptable salts" refers to physiologically and pharmaceutically acceptable salts of the compounds of the invention: i.e., salts that retain the desired biological activity of the parent compound and do not impart undesired toxicological effects thereto. For oligonucleotides, preferred examples of pharmaceutically acceptable salts and their uses are further described in U.S. Pat. No. 6,287,860.

[00240] The present invention also includes pharmaceutical compositions and formulations that include the antisense compounds of the invention. The pharmaceutical compositions of the present invention may be administered in a number of ways depending upon whether local or systemic treatment is desired and upon the area to be treated. Administration may be topical (including ophthalmic and to mucous membranes including vaginal and rectal delivery), pulmonary, e.g., by inhalation or insufflation of powders or aerosols, including by nebulizer; intratracheal, intranasal, epidermal and transdermal), oral or parenteral. Parenteral administration includes intravenous, intraarterial, subcutaneous, intraperitoneal or intramuscular injection or infusion; or intracranial, e.g., intrathecal or intraventricular, administration. Oligonucleotides with at least one 2'-O-methoxyethyl modification are believed to be particularly useful for oral administration. Pharmaceutical compositions and formulations for topical administration may include transdermal patches, ointments, lotions, creams, gels, drops, suppositories, sprays, liquids and powders. Conventional pharmaceutical carriers, aqueous, powder or oily bases, thickeners and the like may be necessary or desirable. Coated condoms, gloves and the like may also be useful.

[00241] The pharmaceutical formulations of the present invention, which may conveniently be presented in unit dosage form, may be prepared according to conventional techniques well known in the pharmaceutical industry. Such techniques include the step of

bringing into association the active ingredients with the pharmaceutical carrier(s) or excipient(s). In general, the formulations are prepared by uniformly and intimately bringing into association the active ingredients with liquid carriers or finely divided solid carriers or both, and then, if necessary, shaping the product.

[00242] The compositions of the present invention may be formulated into any of many possible dosage forms such as, but not limited to, tablets, capsules, gel capsules, liquid syrups, soft gels, suppositories, and enemas. The compositions of the present invention may also be formulated as suspensions in aqueous, non-aqueous or mixed media. Aqueous suspensions may further contain substances that increase the viscosity of the suspension including, for example, sodium carboxymethylcellulose, sorbitol and/or dextran. The suspension may also contain stabilizers.

[00243] Pharmaceutical compositions of the present invention include, but are not limited to, solutions, emulsions, foams and liposome-containing formulations. The pharmaceutical compositions and formulations of the present invention may comprise one or more penetration enhancers, carriers, excipients or other active or inactive ingredients.

[00244] Emulsions are typically heterogeneous systems of one liquid dispersed in another in the form of droplets usually exceeding 0.1 μm in diameter. Emulsions may contain additional components in addition to the dispersed phases, and the active drug that may be present as a solution in either the aqueous phase, oily phase or itself as a separate phase. Microemulsions are included as an embodiment of the present invention. Emulsions and their uses are well known in the art and are further described in U.S. Pat. No. 6,287,860.

[00245] Formulations of the present invention include liposomal formulations. As used in the present invention, the term "liposome" means a vesicle composed of amphiphilic lipids arranged in a spherical bilayer or bilayers. Liposomes are unilamellar or multilamellar vesicles which have a membrane formed from a lipophilic material and an aqueous interior that contains the composition to be delivered. Cationic liposomes are positively charged liposomes that are believed to interact with negatively charged DNA molecules to form a stable complex. Liposomes that are pH-sensitive or negatively-charged are believed to entrap DNA rather than

complex with it. Both cationic and noncationic liposomes have been used to deliver DNA to cells.

[00246] Liposomes also include "sterically stabilized" liposomes, a term which, as used herein, refers to liposomes comprising one or more specialized lipids. When incorporated into liposomes, these specialized lipids result in liposomes with enhanced circulation lifetimes relative to liposomes lacking such specialized lipids. Examples of sterically stabilized liposomes are those in which part of the vesicle-forming lipid portion of the liposome comprises one or more glycolipids or is derivatized with one or more hydrophilic polymers, such as a polyethylene glycol (PEG) moiety. Liposomes and their uses are further described in U.S. Pat. No. 6,287,860.

[00247] The pharmaceutical formulations and compositions of the present invention may also include surfactants. The use of surfactants in drug products, formulations and in emulsions is well known in the art. Surfactants and their uses are further described in U.S. Pat. No. 6,287,860.

[00248] In one embodiment, the present invention employs various penetration enhancers to effect the efficient delivery of nucleic acids, particularly oligonucleotides. In addition to aiding the diffusion of non-lipophilic drugs across cell membranes, penetration enhancers also enhance the permeability of lipophilic drugs. Penetration enhancers may be classified as belonging to one of five broad categories, i.e., surfactants, fatty acids, bile salts, chelating agents, and non-chelating nonsurfactants. Penetration enhancers and their uses are further described in U.S. Pat. No. 6,287,860.

[00249] One of skill in the art will recognize that formulations are routinely designed according to their intended use, i.e. route of administration.

[00250] Preferred formulations for topical administration include those in which the oligonucleotides of the invention are in admixture with a topical delivery agent such as lipids, liposomes, fatty acids, fatty acid esters, steroids, chelating agents and surfactants. Preferred lipids and liposomes include neutral (e.g. dioleoyl-phosphatidyl DOPE ethanolamine, dimyristoylphosphatidyl choline DMPC, distearoylphosphatidyl choline) negative (e.g.

dimyristoylphosphatidyl glycerol DMPG) and cationic (e.g. dioleoyltetramethylaminopropyl DOTAP and dioleoyl-phosphatidyl ethanolamine DOTMA).

[00251] For topical or other administration, oligonucleotides of the invention may be encapsulated within liposomes or may form complexes thereto, in particular to cationic liposomes. Alternatively, oligonucleotides may be complexed to lipids, in particular to cationic lipids. Preferred fatty acids and esters, pharmaceutically acceptable salts thereof, and their uses are further described in U.S. Pat. No. 6,287,860.

[00252] Compositions and formulations for oral administration include powders or granules, microparticulates, nanoparticulates, suspensions or solutions in water or non-aqueous media, capsules, gel capsules, sachets, tablets or minitables. Thickeners, flavoring agents, diluents, emulsifiers, dispersing aids or binders may be desirable. Preferred oral formulations are those in which oligonucleotides of the invention are administered in conjunction with one or more penetration enhancers surfactants and chelators. Preferred surfactants include fatty acids and/or esters or salts thereof, bile acids and/or salts thereof. Preferred bile acids/salts and fatty acids and their uses are further described in U.S. Pat. No. 6,287,860. Also preferred are combinations of penetration enhancers, for example, fatty acids/salts in combination with bile acids/salts. A particularly preferred combination is the sodium salt of lauric acid, capric acid and UDCA. Further penetration enhancers include polyoxyethylene-9-lauryl ether, polyoxyethylene-20-cetyl ether. Oligonucleotides of the invention may be delivered orally, in granular form including sprayed dried particles, or complexed to form micro or nanoparticles. Oligonucleotide complexing agents and their uses are further described in U.S. Pat. No. 6,287,860.

[00253] Compositions and formulations for parenteral, intrathecal or intraventricular administration may include sterile aqueous solutions that may also contain buffers, diluents and other suitable additives such as, but not limited to, penetration enhancers, carrier compounds and other pharmaceutically acceptable carriers or excipients.

[00254] Certain embodiments of the invention provide pharmaceutical compositions containing one or more oligomeric compounds and one or more other chemotherapeutic agents that function by a non-antisense mechanism. Examples of such chemotherapeutic agents include but are not limited to cancer chemotherapeutic drugs such as daunorubicin, daunomycin,

dactinomycin, doxorubicin, epirubicin, idarubicin, esorubicin, bleomycin, mafosfamide, ifosfamide, cytosine arabinoside, bischloroethyl- nitrosurea, busulfan, mitomycin C, actinomycin D, mithramycin, prednisone, hydroxyprogesterone, testosterone, tamoxifen, dacarbazine, procarbazine, hexamethylmelamine, pentamethylmelamine, mitoxantrone, ansacrine, chlorambucil, methylcyclohexylnitrosurea, nitrogen mustards, melphalan, cyclophosphamide, 6-mercaptopurine, 6-thioguanine, cytarabine, 5- azacytidine, hydroxyurea, deoxycoformycin, 4-hydroxyperoxycyclo-phosphoramidate, 5-fluorouracil (5- FU), 5-fluorodeoxyuridine (5-FUdR), methotrexate (MTX), colchicine, taxol, vincristine, vinblastine, etoposide (VP- 16), trimetrexate, irinotecan, topotecan, gemcitabine, teniposide, cisp latin and diethylstilbestrol (DES). When used with the compounds of the invention, such chemotherapeutic agents may be used individually (e.g., 5-FU and oligonucleotide), sequentially (e.g., 5-FU and oligonucleotide for a period of time followed by MTX and oligonucleotide), or in combination with one or more other such chemotherapeutic agents (e.g., 5-FU, MTX and oligonucleotide, or 5-FU, radiotherapy and oligonucleotide). Anti- inflammatory drugs, including but not limited to nonsteroidal anti-inflammatory drugs and corticosteroids, and antiviral drugs, including but not limited to ribivirin, vidarabine, acyclovir and ganciclovir, may also be combined in compositions of the invention. Combinations of antisense compounds and other non-antisense drugs are also within the scope of this invention. Two or more combined compounds may be used together or sequentially.

[00255] In another related embodiment, compositions of the invention may contain one or more antisense compounds, particularly oligonucleotides, targeted to a first nucleic acid and one or more additional antisense compounds targeted to a second nucleic acid target. For example, the first target may be a particular antisense sequence of Tumor Suppressor gene, and the second target may be a region from another nucleotide sequence. Alternatively, compositions of the invention may contain two or more antisense compounds targeted to different regions of the same Tumor Suppressor gene nucleic acid target. Numerous examples of antisense compounds are illustrated herein and others may be selected from among suitable compounds known in the art. Two or more combined compounds may be used together or sequentially.

Dosing:

[00256] The formulation of therapeutic compositions and their subsequent administration (dosing) is believed to be within the skill of those in the art. Dosing is dependent on severity and responsiveness of the disease state to be treated, with the course of treatment lasting from several days to several months, or until a cure is effected or a diminution of the disease state is achieved. Optimal dosing schedules can be calculated from measurements of drug accumulation in the body of the patient. Persons of ordinary skill can easily determine optimum dosages, dosing methodologies and repetition rates. Optimum dosages may vary depending on the relative potency of individual oligonucleotides, and can generally be estimated based on EC50s found to be effective in in vitro and in vivo animal models. In general, dosage is from 0.01 µg to 100 g per kg of body weight, and may be given once or more daily, weekly, monthly or yearly, or even once every 4 to 30 years. Persons of ordinary skill in the art can easily estimate repetition rates for dosing based on measured residence times and concentrations of the drug in bodily fluids or tissues. Following successful treatment, it may be desirable to have the patient undergo maintenance therapy to prevent the recurrence of the disease state, wherein the oligonucleotide is administered in maintenance doses, ranging from 0.01 µg to 100 g per kg of body weight, once or more daily, to once every 20 years.

[00257] While various embodiments of the present invention have been described above, it should be understood that they have been presented by way of example only, and not limitation. Numerous changes to the disclosed embodiments can be made in accordance with the disclosure herein without departing from the spirit or scope of the invention. Thus, the breadth and scope of the present invention should not be limited by any of the above described embodiments.

[00258] By their citation of various references in this document, Applicants do not admit any particular reference is "prior art" to their invention. Embodiments of inventive compositions and methods are illustrated in the following examples.

EXAMPLES

[00259] The following non-limiting Examples serve to illustrate selected embodiments of the invention. It will be appreciated that variations in proportions and alternatives in elements of the components shown will be apparent to those skilled in the art and are within the scope of embodiments of the present invention.

Example 1: Design of antisense oligonucleotides specific for a nucleic acid molecule antisense to and/or sense strand of Tumor Suppressor gene polynucleotide

[00260] As indicated above the term "oligonucleotide specific for" or "oligonucleotide targets" refers to an oligonucleotide having a sequence (i) capable of forming a stable complex with a portion of the targeted gene, or (ii) capable of forming a stable duplex with a portion of an mRNA transcript of the targeted gene.

[00261] Selection of appropriate oligonucleotides is facilitated by using computer programs that automatically align nucleic acid sequences and indicate regions of identity or homology. Such programs are used to compare nucleic acid sequences obtained, for example, by searching databases such as GenBank or by sequencing PCR products. Comparison of nucleic acid sequences from a range of species allows the selection of nucleic acid sequences that display an appropriate degree of identity between species. In the case of genes that have not been sequenced, Southern blots are performed to allow a determination of the degree of identity between genes in target species and other species. By performing Southern blots at varying degrees of stringency, as is well known in the art, it is possible to obtain an approximate measure of identity. These procedures allow the selection of oligonucleotides that exhibit a high degree of complementarity to target nucleic acid sequences in a subject to be controlled and a lower degree of complementarity to corresponding nucleic acid sequences in other species. One skilled in the art will realize that there is considerable latitude in selecting appropriate regions of genes for use in the present invention.

[00262] An antisense compound is "specifically hybridizable" when binding of the compound to the target nucleic acid interferes with the normal function of the target nucleic acid to cause a modulation of function and/or activity, and there is a sufficient degree of

complementarity to avoid non-specific binding of the antisense compound to non-target nucleic acid sequences under conditions in which specific binding is desired, i.e., under physiological conditions in the case of in vivo assays or therapeutic treatment, and under conditions in which assays are performed in the case of in vitro assays

[00263] The hybridization properties of the oligonucleotides described herein can be determined by one or more in vitro assays as known in the art. For example, the properties of the oligonucleotides described herein can be obtained by determination of binding strength between the target natural antisense and a potential drug molecules using melting curve assay.

[00264] The binding strength between the target natural antisense and a potential drug molecule (Molecule) can be estimated using any of the established methods of measuring the strength of intermolecular interactions, for example, a melting curve assay.

[00265] Melting curve assay determines the temperature at which a rapid transition from double-stranded to single-stranded conformation occurs for the natural antisense/Molecule complex. This temperature is widely accepted as a reliable measure of the interaction strength between the two molecules.

[00266] A melting curve assay can be performed using a cDNA copy of the actual natural antisense RNA molecule or a synthetic DNA or RNA nucleotide corresponding to the binding site of the Molecule. Multiple kits containing all necessary reagents to perform this assay are available (e.g. Applied Biosystems Inc. MeltDoctor kit). These kits include a suitable buffer solution containing one of the double strand DNA (dsDNA) binding dyes (such as ABI HRM dyes, SYBR Green, SYTO, etc.). The properties of the dsDNA dyes are such that they emit almost no fluorescence in free form, but are highly fluorescent when bound to dsDNA.

[00267] To perform the assay the cDNA or a corresponding oligonucleotide are mixed with Molecule in concentrations defined by the particular manufacturer's protocols. The mixture is heated to 95 °C to dissociate all pre-formed dsDNA complexes, then slowly cooled to room temperature or other lower temperature defined by the kit manufacturer to allow the DNA molecules to anneal. The newly formed complexes are then slowly heated to 95 °C with simultaneous continuous collection of data on the amount of fluorescence that is produced by the

reaction. The fluorescence intensity is inversely proportional to the amounts of dsDNA present in the reaction. The data can be collected using a real time PCR instrument compatible with the kit (e.g. ABI's STumor Suppressor gene Plus Real Time PCR System or LightTyper instrument, Roche Diagnostics, Lewes, UK).

[00268] Melting peaks are constructed by plotting the negative derivative of fluorescence with respect to temperature ($-d(\text{Fluorescence})/dT$) on the y-axis) against temperature (x-axis) using appropriate software (for example LightTyper (Roche) or SDS Dissociation Curve, ABI). The data is analyzed to identify the temperature of the rapid transition from dsDNA complex to single strand molecules. This temperature is called T_m and is directly proportional to the strength of interaction between the two molecules. Typically, T_m will exceed 40°C .

Example 2: Modulation of Tumor Suppressor gene Oligonucleotide gene Expression

Treatment of HEPG2 cells with antisense oligonucleotides

[00269] HepG2 cells from ATCC (cat# HB-8065) were grown in growth media (MEM/EBSS (Hyclone cat #SH30024, or Mediatech cat # MT-IO-OIO-CV) +10% FBS (Mediatech cat# MT35- OH-CV)+ penicillin/streptomycin (Mediatech cat# MT30-002-CI)) at 37°C and 5% CO_2 . One day before the experiment the cells were replated at the density of $1.5 \times 10^5/\text{ml}$ into 6 well plates and incubated at 37°C and 5% CO_2 . On the day of the experiment the media in the 6 well plates was changed to fresh growth media. All antisense oligonucleotides were diluted to the concentration of $20 \mu\text{M}$. Two μl of this solution was incubated with $400 \mu\text{l}$ of Opti-MEM media (Gibco cat#31985-070) and $4 \mu\text{l}$ of Lipofectamine 2000 (Invitrogen cat# 11668019) at room temperature for 20 min and applied to each well of the 6 well plates with HepG2 cells. Similar mixture including $2 \mu\text{l}$ of water instead of the oligonucleotide solution was used for the mock-transfected controls. After 3-18 h of incubation at 37°C and 5% CO_2 the media was changed to fresh growth media. 48 h after addition of antisense oligonucleotides the media was removed and RNA was extracted from the cells using SV Total RNA Isolation System from Promega (cat # Z3105) or RNeasy Total RNA Isolation kit from Qiagen (cat# 74181) following the manufacturers' instructions. 600 ng of RNA was added to the reverse transcription reaction performed using Verso cDNA kit from Thermo Scientific (cat#AB1453B) or High Capacity cDNA Reverse Transcription Kit (cat# 4368813) as described in the

manufacturer's protocol. The cDNA from this reverse transcription reaction was used to monitor gene expression by real time PCR using ABI Taqman gene Expression Mix (cat#4369510) and primers/probes designed by ABL. The following PCR cycle was used: 50°C for 2 min, 95°C for 10 min, 40 cycles of (95°C for 15 seconds, 60°C for 1 min) using StepOne Plus Real Time PCR Machine (Applied Biosystems Inc. or Mx4000 thermal cycler (Stratagene).

[00270] Fold change in gene expression after treatment with antisense oligonucleotides was calculated based on the difference in 18S-normalized dCt values between treated and mock-transfected samples.

[00271] p73 Expression Assays used (ABI cat#s), all probes with MGB

[00272] p73: Hs00232088_ml (target sequence ACCTCTGGAGCTCTCTGGAAC, exon 2 SEQ ID No.: 41)

[00273] p73as: Hs00215135_ml (target sequence TATGATGGAAAGGTGCGCATCCTTA , exon 7 SEQ ID No.: 42) and Hs00892470_g]

Results:

[00274] Real time PCR results show that the levels of the Tumor Suppressor gene mRNA in HepG2 cells are significantly increased 48 h after treatment with two of the siRNAs designed to Tumor Suppressor gene (Tumor Suppressor gene 1, P=0.02, and Tumor Suppressor gene 2, P=0.04, Fig.1A). In the same samples the levels of Tumor Suppressor gene RNA were possibly decreased after treatment with siRNAs to Tumor Suppressor gene (Fig.1B).

[00275] In Figure 1C, the Real time PCR results show that the levels of the Tumor Suppressor gene mRNA in HepG2 cells are significantly increased 48 h after treatment with two of the oligos designed to Tumor Suppressor gene antisense Hs.668503 and one of the oligos designed to Tumor Suppressor gene antisense Hs.674463.

[00276] Real time PCR results show that the levels of PTEN mRNA in HepG2 cells are significantly increased 48 h after treatment with one of the oligonucleotides designed to PTEN antisense hs.624903 (Fig 3). (Detection probes: Applied Biosystems Taqman Gene Expression Assay: Hs02621230_sl)

Treatment of TM4 cells with antisense oligonucleotides

[00277] TM4 cells from ATCC (cat# CRL-1715) were grown in growth media (MEM/EBSS (Hyclone cat #SH30024, or Mediatech cat # MT-IO-OIO-CV) +10% FBS (Mediatech cat# MT35- OH-CV)+ penicillin/streptomycin (Mediatech cat# MT30-002-CI)) at 37°C and 5% CO₂. One day before the experiment the cells were replated at the density of 1.5 x 10⁵/ml into 6 well plates and incubated at 37°C and 5% CO₂. On the day of the experiment the media in the 6 well plates was changed to fresh growth media. All antisense oligonucleotides were diluted to the concentration of 20 µM. Two µl of this solution was incubated with 400 µl of Opti-MEM media (Gibco cat#31985-070) and 4 µl of Lipofectamine 2000 (Invitrogen cat# 11668019) at room temperature for 20 min and applied to each well of the 6 well plates with TM4 cells. Similar mixture including 2 µl of water instead of the oligonucleotide solution was used for the mock-transfected controls. After 3-18 h of incubation at 37°C and 5% CO₂ the media was changed to fresh growth media. 48 h after addition of antisense oligonucleotides the media was removed and RNA was extracted from the cells using SV Total RNA Isolation System from Promega (cat # Z3105) or RNeasy Total RNA Isolation kit from Qiagen (cat# 74181) following the manufacturers' instructions. 600 ng of RNA was added to the reverse transcription reaction performed using Verso cDNA kit from Thermo Scientific (cat#AB1453B) or High Capacity cDNA Reverse Transcription Kit (cat# 4368813) as described in the manufacturer's protocol. The cDNA from this reverse transcription reaction was used to monitor gene expression by real time PCR using ABI Taqman gene Expression Mix (cat#4369510) and primers/probes designed by ABI (Applied Biosystems Taqman gene Expression Assay: Mm00660220_ml by Applied Biosystems Inc., Foster City CA). The following PCR cycle was used: 50°C for 2 min, 95°C for 10 min, 40 cycles of (95°C for 15 seconds, 60°C for 1 min) using StepOne Plus Real Time PCR Machine (Applied Biosystems).

[00278] Fold change in gene expression after treatment with antisense oligonucleotides was calculated based on the difference in 18S-normalized dCt values between treated and mock-transfected samples.

Results:

[00279] Real time PCR results show that the levels of the Tumor Suppressor gene mRNA in mouse TM4 cells are significantly increased 48 h after treatment with one of the oligos designed to Tumor Suppressor gene antisense Hs.668503 and one of the oligos designed to Tumor Suppressor gene antisense WDR8 (Fig.1D).

Treatment of HUVEC cells with antisense oligonucleotides

[00280] HUVEC cells from ATCC (Promo Cell cat# C-12253) were grown in Epithelial Growth Media (Promo Cell cat #C-22010) at 37⁰C and 5% CO₂. One day before the experiment the cells were replated using Promo Cell Detach Kit (cat#C-41200) at the density of 1.5x10⁵/ml into 6 well plates and incubated at 37⁰C and 5% CO₂. On the day of the experiment the media in the 6 well plates was changed to fresh Epithelial Growth Media. All antisense oligonucleotides were diluted to the concentration of 20 μM. Two μl of this solution was incubated with 400 μl of Opti-MEM media (Gibco cat#31985-070) and 4 μl of Lipofectamine 2000 (Invitrogen cat# 11668019) at room temperature for 20 min and applied to each well of the 6 well plates with HUVEC cells. Similar mixture including 2 μl of water instead of the oligonucleotide solution was used for the mock-transfected controls. After 3-18 h of incubation at 37⁰C and 5% CO₂ the media was changed to fresh growth media. 48 h after addition of antisense oligonucleotides the media was removed and RNA was extracted from the cells using SV Total RNA Isolation System from Promega (cat # Z3105) or RNeasy Total RNA Isolation kit from Qiagen (cat# 74181) following the manufacturers' instructions. 600 ng of RNA was added to the reverse transcription reaction performed using Verso cDNA kit from Thermo Scientific (cat#AB1453B) as described in the manufacturer's protocol. The cDNA from this reverse transcription reaction was used to monitor gene expression by real time PCR using ABI Taqman gene Expression Mix (cat#4369510) and primers/probes designed by ABI (Applied Biosystems Taqman Gene Expression Assays: Hs00153340_ml and Hs00216360_ml by Applied Biosystems Inc., Foster City CA). The following PCR cycle was used: 50⁰C for 2 min, 95⁰C for 10 min, 40 cycles of (95⁰C for 15 seconds, 60⁰C for 1 min) using StepOne Plus Real Time PCR Machine (Applied Biosystems Inc.) or Mx4000 thermal cycler (Stratagene).

[00281] Fold change in gene expression after treatment with antisense oligonucleotides was calculated based on the difference in 18S-normalized dCt values between treated and mock-transfected samples.

[00282] P53 Expression Assays used (ABI cat#s), all probes with FAM/MGB: 18S: 4319413E

[00283] P53: Hs00153340_ml (target sequence CTTCCCTGGATTGGCAGCCAGACTG, SEQ ID No.: 43)

[00284] P53as: Hs00216360_ml (target sequence ATATGCAGAAATGGTCCCTGTCCTT, SEQ ID No.: 44)

Results:

[00285] Real time PCR results show that the levels of p53 mRNA in HUVEC cells are significantly increased 48 h after treatment with all of the siRNAs designed to p53as (Fig.2).

[00286] Although the invention has been illustrated and described with respect to one or more implementations, equivalent alterations and modifications will occur to others skilled in the art upon the reading and understanding of this specification and the annexed drawings. In addition, while a particular feature of the invention may have been disclosed with respect to only one of several implementations, such feature may be combined with one or more other features of the other implementations as may be desired and advantageous for any given or particular application.

[00287] The Abstract of the disclosure will allow the reader to quickly ascertain the nature of the technical disclosure. It is submitted with the understanding that it will not be used to interpret or limit the scope or meaning of the following claims.

CLAIMS:

1. An oligonucleotide which targets a Tumor Suppressor gene natural antisense transcript for increasing the expression of a Tumor Suppressor gene and wherein the natural antisense transcript comprises the nucleic acid sequence as set forth in any one of SEQ ID NOs: 8, 9, 10, 11, 12, 13, 14 and 15, wherein the expression of the Tumor Suppressor gene is increased with respect to a control.
2. The oligonucleotide of claim 1, wherein the oligonucleotide is between 10 to 30 nucleotide in length.
3. The oligonucleotide of claim 1 or 2, wherein said oligonucleotide comprises at least one phosphorothioate internucleotide linkage.
4. The oligonucleotide of claim 1 or 2, wherein said oligonucleotide comprises a backbone of phosphorothioate internucleotide linkages.
5. The oligonucleotide of any one of claims 1-4, wherein the oligonucleotide comprises at least one modification selected from the group consisting of: phosphorothioate, alkylphosphonate, phosphorodithioate, alkylphosphonothioate, phosphoramidate, carbamate, carbonate, phosphate triester, acetamidate, carboxymethyl ester, and a combination thereof.
6. The oligonucleotide of any one of claims 1-5, wherein the oligonucleotide comprises modified nucleotides selected from the group consisting of: peptide nucleic acids, locked nucleic acids, and a combination thereof.
7. The oligonucleotide of any one of claims 1-6, wherein the oligonucleotide comprises at least one modified sugar moiety selected from the group consisting of: a 2'-O-methoxyethyl modified sugar moiety, a 2'-methoxy modified sugar moiety, a 2'-O-alkyl modified sugar moiety, a bicyclic sugar moiety, and a combination thereof.
8. The oligonucleotide of any one of claims 1-7, wherein the oligonucleotide comprises an oligonucleotide sequence as set forth in any one of SEQ ID NOs: 34 to 36.

9. A composition comprising one or more oligonucleotides of any one of claims 1-8 and a carrier.

10. Use of an oligonucleotide which targets a Tumor Suppressor gene natural antisense transcript for increasing the expression of a Tumor Suppressor gene and wherein the natural antisense transcript comprises the nucleic acid sequence as set forth in any one of SEQ ID NOs: 8, 9, 10, 11, 12, 13, 14 and 15, wherein the expression of the Tumor Suppressor gene is increased with respect to a control.

11. Use of an oligonucleotide which targets a Tumor Suppressor gene natural antisense transcript in the manufacture of a medicament for increasing the expression of a Tumor Suppressor gene and wherein the natural antisense transcript comprises the nucleic acid sequence as set forth in any one of SEQ ID NOs: 8, 9, 10, 11, 12, 13, 14 and 15, wherein the expression of the Tumor Suppressor gene is increased with respect to a control.

12. The use of claim 10 or 11, wherein the expression of the Tumor Suppressor gene polynucleotide is increased with respect to a control.

13. The use of any one of claims 10-12, wherein the oligonucleotide is between 10 to 30 nucleotide in length.

14. The use of any one of claims 10-13, wherein said oligonucleotide comprises at least one phosphorothioate internucleotide linkage.

15. The use of any one of claims 10-13, wherein said oligonucleotide comprises a backbone of phosphorothioate internucleotide linkages.

16. The use of any one of claims 10-15, wherein the oligonucleotide comprises at least one modification selected from the group consisting of: phosphorothioate, alkylphosphonate, phosphorodithioate, alkylphosphonothioate, phosphoramidate, carbamate, carbonate, phosphate triester, acetamidate, carboxymethyl ester, and a combination thereof.

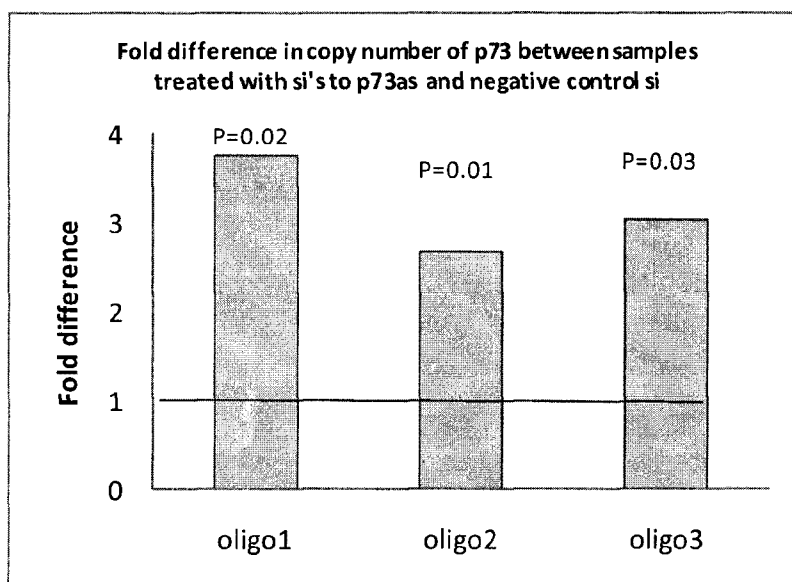
17. The use of any one of claims 10-16, wherein the oligonucleotide comprises modified nucleotides selected from the group consisting of: peptide nucleic acids, locked nucleic acids, and a combination thereof.

18. The use of any one of claims 10-17, wherein the oligonucleotide comprises modified sugar moieties selected from the group consisting of: a 2'-O-methoxyethyl modified sugar moiety, a 2'-methoxy modified sugar moiety, a 2'-O-alkyl modified sugar moiety, a bicyclic sugar moiety, and a combination thereof.

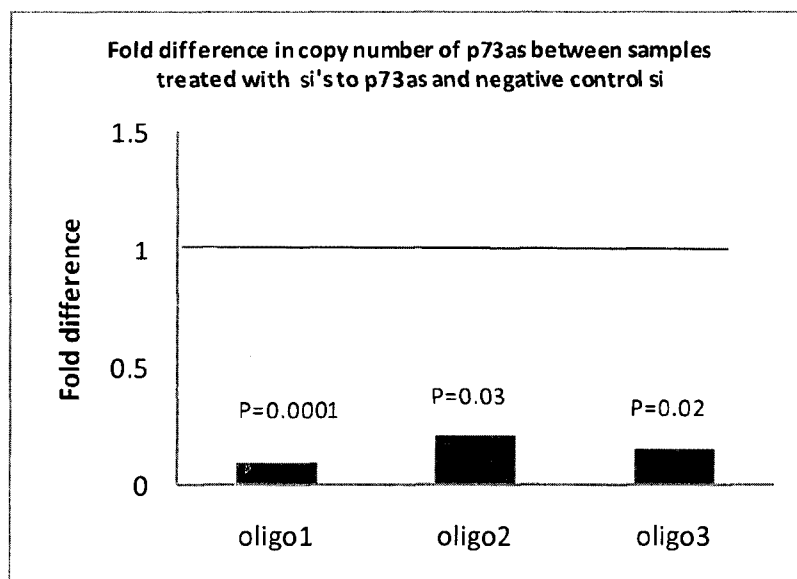
19. The use of any one of claims 10-18, wherein the oligonucleotide comprises an oligonucleotide sequence as set forth in any one of SEQ ID NOs: 34 to 36.

FIGURE 1

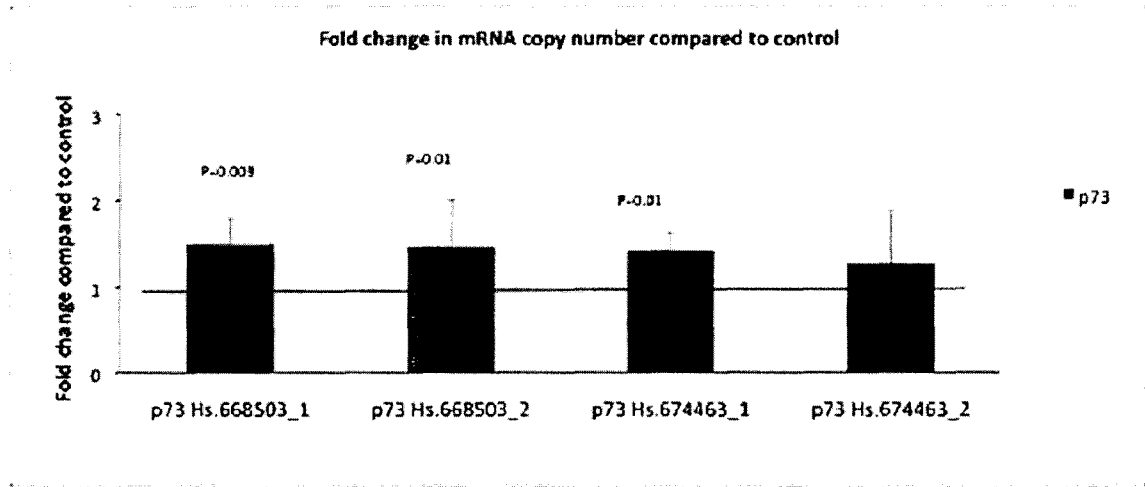
A



B



C



D

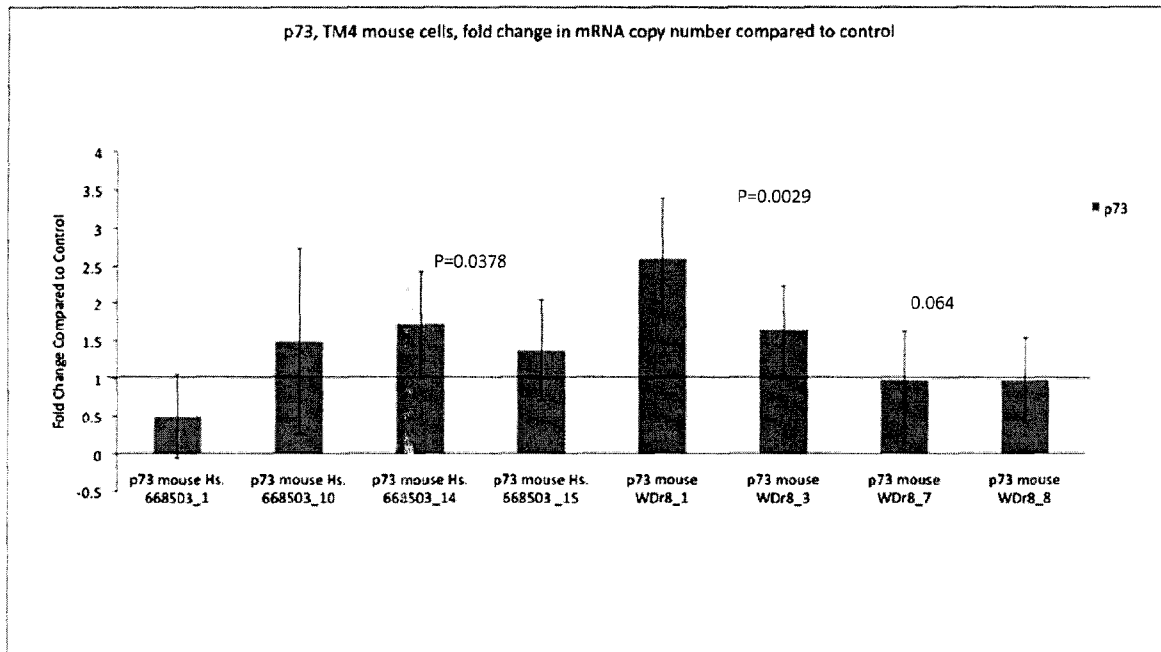


FIGURE 2

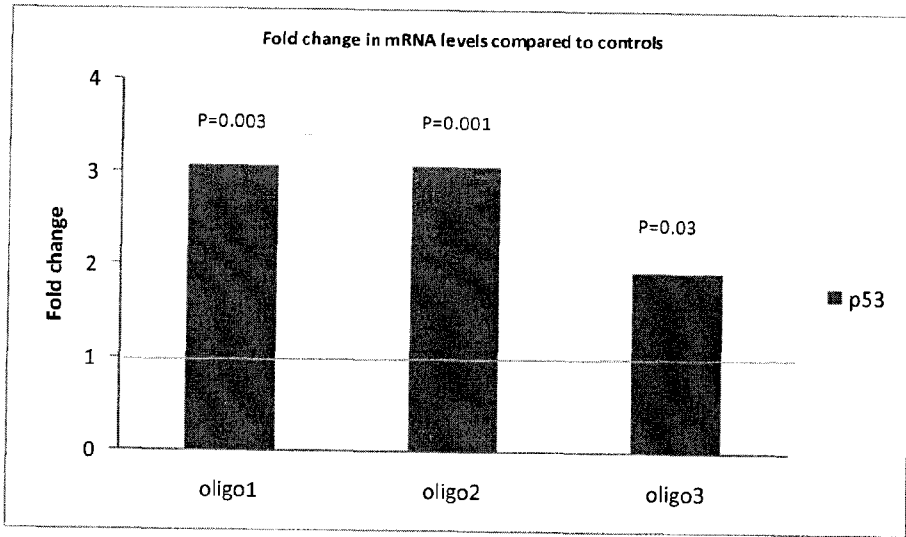


FIGURE 3




FIGURE 4
(SEQ ID NO: 1)

>gi|187828868|ref|NM_005427.2| Homo sapiens tumor protein p73 (TP73),
transcript variant 1, mRNA

```
AGGGGACGCAGCGAAAACCGGGGCCCGGCCAGGCCAGCCGGGACGGACGCCGATGCCCGGGGCTGCGACGGCTGCAG
AGCGAGCTGCCCTCGGAGGCCGGCGTGGGGAAGATGGCCAGTCCACCGCCACCTCCCCTGATGGGGGACCCACGTT
TGAGCACCTCTGGAGCTCTCTGGAACCAGACAGCACCTACTTCGACCTTCCCCAGTCAAGCCGGGGGAATAATGAGG
TGGTGGGCGGAACGGATTCCAGCATGGACGTCTTCCACCTGGAGGGCATGACTACATCTGTTCATGGCCAGTTC AAT
CTGCTGAGCAGCACCATGGACCAGATGAGCAGCCGCGCGGCCCTCGGCCAGCCCCTACACCCAGAGCAGCCGCCAG
CGTGGCCACCCACTCGCCCTACGCACAACCCAGCTCCACCTTCGACACCATGTTCGCCGGCGCCTGTTCATCCCCTCCA
ACACCGACTACCCCGGACCCACCCTTTGAGGTCACTTTCAGCAGTCCAGCACGGCCAAGTCAGCCACCTGGACG
TACTCCCCGCTCTTGAAGAACTCTACTGCCAGATCGCAAGACATGCCCATCCAGATCAAGGTGTCCACCCCGCC
ACCCAGGCACCGCCATCCGGGCCATGCCTGTTTACAAGAAAGCGGAGCACGTGACCGACGTTCGTGAACCGTGC
CCAACCACGAGCTCGGGAGGGACTTCAACGAAGGACAGTCTGCTCCAGCCAGCCACCTCATCCGCGTGAAGGCAAT
AATCTCTCGCAGTATGTGGATGACCCTGTCCCGCAGGCAGAGCGTCTGGTGCCTATGAGCCACCACAGTGGG
GACGGAATTCACCACCATCCTGTACAACCTCATGTGTAACAGCAGCTGTGTAGGGGGCATGAACCGGCGGCCATCC
TCATCATCATCACCTGGAGATGCGGGATGGGCAGGTGCTGGGCCGCGGTCTCTTGGAGGCCGATCTGCGCCTGT
CCTGGCCGCGACCGAAAAGCTGATGAGGACCACTACCGGGAGCAGCAGGCCCTGAACGAGAGCTCCGCCAAGAACGG
GGCCCGCAGCAAGCGTGCCTTCAAGCAGAGCCCCCTGCCGTCCCCGCCCTTGGTGCCGGTGTGAAGAAGCGGGCC
ATGGAGACGAGGACAGTACTACCTCAGGTGCGAGGCCGGGAGA ACTTTGAGATCCTGATGAAGCTGAAAGAGAGC
CTGGAGCTGATGGAGTTGGTGGCGAGCCACTGGTGGACTCCTATCGGCAGCAGCAGCTCCTACAGAGCCGAG
TCACCTACAGCCCCGCTCCTACGGGCCGCTCCTCTCGCCATGAACAAGTGCACGGGGCATGAACAAGCTGCCCT
CCGTCAACCAGTGGTGGGCCAGCCTCCCCCGCACAGTTCGGCAGCTACACCAACCTGGGGCCCGTGGGCCCGGG
ATGCTCAACAACCATGGCCACGCACTGCCAGCCAACGGCGAGATGAGCAGCAGCCACAGCGCCAGTCCATGGTCTC
GGGGTCCCACCTGCACTCCGCCACCCCTACCACGCGACCCAGCCTCGTCAGTTTTTTAACAGGATTGGGGTGTG
CAAACCTGCATCGAGTATTTACCTCCCAAGGGTTACAGAGCATTACCACCTGCAGAACCTGACCATTGAGGACTG
GGGGCCCTGAAGATCCCCGAGCAGTACCGCATGACCATCTGGCGGGCCTGCAGGACCTGAAGCAGGGCCACGACTA
CAGCACCGCGCAGCAGCTGCTCCGCTCTAGCAACGCGGCCACCATCTCCATCGGCGGCTCAGGGGAAGTGCAGCGC
AGCGGGTCATGGAGGCCGTGCACTTCCGCGTGCGCCACACCATACCATCCCCAACCGCGCGGCCAGGCCGCGGC
CCTGACGAGTGGGCGGACTTCGGCTTCGACCTGCCGACTGCAAGGCCCGCAAGCAGCCCATCAAGGAGGAGTTCAC
GGAGGCCGAGATCCACTGAGGGCCTCGCCTGGCTGCAGCCTGCGCCACCGCCAGAGACCCAAGCTGCCTCCCCTCT
CCTTCTGTGTGTCAAAACCTGCCTCAGGAGGCAGGACCTTCGGGCTGTGCCCGGGGAAAGGCAAGGTCCGGCCAT
CCCCAGGCACCTCACAGGCCCCAGGAAAGGCCAGCCACCGAAGCCGCTGTGGACAGCCTGAGTCACCTGCAGAAC
CTTCTGGAGCTGCCCTAGTGTGGGCTTGTGGGGCGGGGCTGGCCACTCTCAGCCCTGCCACTGCCCGGCGTGC
TCCATGGCAGGCGTGGGTGGGACCGCAGCGTCCGCTCCGACTTCCAGGCTTCATCCTAGAGACTGTATCTCCAA
CCAGGCGAGGTCCTTCCAAAGGAAAGGATCCTCTTTGCTGATGGACTGCCAAAAGTATTTTGGCAGATCTTTGGT
TCTGGATAGTAGTGAGCAGCCAAGTACTGTGTCTGAAACACCAGTGTATTTTCAGGGAATGTCCCTAACTGCGTCT
TGCCCGCGCCGGGGCTGGGACTCTCTCTGCTGGACTTGGGACTGGCCTCTGCCCCAGCAGCTGTATTCTGCAG
GACCGCTCCTTCTGCCCTAACAAACACAGTGTGCTGAAATTTGGAGAAAACCTGGGAGGGCGCAACCCCCC
CCAGGCGCGGGAAGCATGTGGTACCGCCTCAGCAGTGCCTCAGCCTGGCCACAGTGCCTCTCCTCGGGGAC
CCTCAGCAGAAAGGGACAGCCTGTCTTAGAGGACTGGAAATTTGCAATATTTGATAAAATGATACCCTTTTC
```

(SEQ ID NO: 2)

```
>hg18_knownGene_uc001akp.2 range=chr1:3558989-3640327 5'pad=0 3'pad=0 strand=+
repeatMasking=none
AGGGGACGCGAGCGAAACCGGGGCCCGCGCCAGGCCAGCCGGGACGGACGCCGATGCCCGGGGCTGCGACGGCTGCAGg
taggagggcccagggccggggcggttcggctccgcgggcggggctggagcgagcgcggcggcagggcacctgggctc
gcagctccgaaagctgggaggtgaggggagagcgatcggggacgagctgggacaaggcgcacagggggctcctcggag
ttggatcggccccctgggacttggcgctcgcgagaggtggagcgccagagcttagcctgcgaggagacgcgggtcct
gccctcagcgccgggccccttggcgccaaagacagcccgcgaggggttcgggagggccctcctcctgctgtccct
ctccaccccgggtccagggccgcttgggagggtaaaccccggaagagggccggggtgcccggcgcggggtgcaggtgga
aatcgccagcaagctcctccccgccgcgcctcctccgacctgcagggctgtgccaatcccgagggcctcagcttcc
ctgaggagccagggccaggccccctctggacagggagaaggtctgggccccggccttgaccatggagttggttac
taagcggtttcagtggttcccgaggagacagctccttggcctctgagtttctgtcgagggctcctggcctgtctc
cgggagcgtccaggttagaagaagcccgtgaagaaaggcccgccggcctggagggagacacctcagccccctta
gctcctgggccccctcctcctgagccccctgcttccggggcctggacttggggagcgatgattaccttggctcag
cttgtatcttgccctggagcctaggagataagcccattgtagtatgcacacgctctgctacataaacaggggacagatg
acgattcacaaccagcaagggtgaggggaaaagcaatgacccccaaacttctgaccagaggctcatctgcttccaaaga
tgctcactctggctcactgtctggacttggaaaatggctcagggctcatttaacacaatgcttggcttctggtt
tttggtttctgctgtctgtgtgttttggctcagcccttagctctgggggaggagtaaacaaagcggctggcc
tctggcacttactgagcgtgagccaccccccttggatttatcggggaaagattaaaaagcatttcattaagaaca
ggacacgggtgttgaaggttgcctatatgaatgtatgcattacctgtagtctttaaataaagataaaaagtgg
ctgggacggtagctcagcctgtccctcagaccttgggagggccaaaggtgggtggatcacctgaggtcaggg
ttcgagaccagcctggccatcatggtgaaacccagctctctactgaaatacaaaaattagctggggcatggtggcaggc
acctgtactcccagctactcgggaggctgaggcacaagaattgcttgaacctgggattgagagaggtgacagcgagctga
tatcatgccactgcactccagcctgggcaacagagcaagactctgtctcaaaaaataagatgaaataaagataaaaagt
gggtcagagggttcagttgagcagctgcctatgtcaatcagaggtagcctgggggtgaaacggaaggcggactgagc
ggggcttgtctatgcgcgggcggccaccagagaatggctcgggtagtgagcctgcttgagctcctctcgtgaaagc
tacagcgaacagtagctgtctccaaatcccgaaggccagtcgcatgggagagctggctgggacagtggttaatgggg
tagtatggaagtccagatgctgggggttcaaatctcctctccccattactccagcaagctacttaaccacttggagc
ctcaggttaccctatgcagagtcgggtaatagtagtctcctcgctcagaggctgggagacagctgaggtgtgaaag
ccgaagggtctgggagagtgctggcaccactcagtgctcctcacacatgatggcttcgggtcccaggtgctgttcca
gagctgggagagccaggagcctcggggagagaccggcctccttagtatctggtaggtatctccaggcaggagggatg
gcagtgaggcaggcactgcaccaaggcgtgggtggaagctgaggtcctgtcagaagtatgcactggggcaaggatg
cccttgggttagtatttatttagggcatgccccacccaggtccttaagaaatggattgataaacactgagcctgaaag
gcacggctaaagtgagagagaagagaagaggctgagggccgagagaggagcgcacacccactccagaacccggacgag
gccccctgccccggcgggatttaacccctgagattccgagcacaaccaaagtgacatcgcctacacgggtgaacct
tgtgttgcataaaagtcagaaaaagtcttcaaaaatcctttaaaggccaggcccggtggcccacgcctgtaactcag
ccccctggggagggcgggtgggtggatcaattgagatcaggagttcaagaccagccctgggcaaaaattggcctctg
tccccaccaaaaaatacaaaaattagccgggggtgggtgtctgggctgtagtctcagctactcaggaggtgagggcag
gagaatcgttgaacttgggagggcagaggttgcagtgagccgagatcaccctctgcaactccagcccgggcaacagag
cgagactctgtctcaaaaaaacacgcaaaaaataactttgggtgtggttctcatgtaacgagctgccatttggcgctt
gccttggtttccagctgtgggagggctaaaggcaacctttaaagatctgtatgttatttccctcgtgatttctt
aaaagcaaaaaagaaaaagctgagatgagttactaaatgacaataacgcctacttttcttttgattcccggtgtat
ttgtatctgaatgtggtgaaagttttctaaatgtaattgttctcaccagtaagtaggctgagtgatcactactcct
accagttatataacttccatggtctgcccagattccttcaaaaaacacacactgtagctggcaacatcc
actcgtgtataaataaaaaacacacaatggccttcttagaagttggcttcttaagtgggttacaaggatgcccgaaa
atcctctctgtgggtcgtgcagaaggtatttttcttaaaaaatccctctactcagccggggcagtggtcagccc
tgtaatcccagcattttgggagggctgaggcgggtggatcagcaggtcaggagatcaagaccatcctggctaacacggg
gaaaccccgctctactaaaaatacaaaaataatagtcgggcgtgggtgccccacctgtagtcccagctaccaggagg
ctgagcaggagaatggcgtgaacccggaaaggcggagcttgcagtgagctgagatcacgcactacactccagccctgg
cgacagagcagagactcgtctcaaaaaaiaaaaaaaaaaactcctctgctcatggcatttgagtgtaagacagctta
taccaaagtggtcagacagacatatagcacatgtttacagacttctgacctgccccctggcagctccactctgtgctc
agtattcttgcaggctaaacactcgcctatccaaagtgtctcttttctggcaagttgcacatcacagaccaca
agaagaaaaagataatccagcccactctgttttttaattgtttcctgtaataaactcacatttagccatgggtggctg
tgagctggtagcttggtcaaaaagtttaccatttttccccctgtaatacccaataagccgttgaagtagatactataa
ttatgccatttacagatgagggaaactgaggttcaactggtatctctacttgcacaggggtcacacagctgcaaagta
cgggagtgaggactccagctatgaccacgaagctgggactggggctgccaaccatccttgcctgggtctgcccgtg
gctcagacacggcccccagacacctaggacccgtggaacattcagggccggaaggccctccagaacatctaaggccag
ggtagagagctccagggtgctgtgagcctggatggggaaaaatggcacccttgtatcaactcaagcaaatctcagcat
ttcctctagttttgaaatgtagggcagcaaacctacagctatagcagctacctgtgactcaccagtggaaccactgat
ttctatgggtcgggttaatagctgcagcatctaaaaagtggttggctgtcgctccgttgcattatggcggtga
ttagatctgctctcagcttaccagcttaatgtatgaacaaaagagcgcacatagatcacctcccagtttggctttt
aaatattagggctccttggtaagttttctcaggctgctgttaaaaatgaccacaataaagtggcggaaacataga
gagtggtgtctcagcgttgtggaggcaggaatctgaagccagggtgtgggacgggtcgggttccctcggaggctctgag
```


agggggtcgcctcctgtotcctccttaggatctgggggtcgcggccatcctgtgggtccagggcatgagatgca
caccagtcctctgccaccatcctggcattggccttctcctctgtgtccctgtgtgtctcctcttcttgtcccttagat
ggacacctgtcctggattcggggccaccctggaaaatccagaatgatcttatcttgagaccttacctaagtgggcat
ctgcaaacctgtgattccaataacatcccattctgaggctcgttcccagaggctgcatccaaccactagagtggc
tatgtttcagtaactcgtgatcctgtgtatcttctcctcatgataaaaaatctcccggacaagggctctgagatt
cccaggctgccagagggggccatggcgcaaaacggggagaaaacctgggtctaagccacgcccctcttctcaggaagagg
atcttggaacccggacactgaaggtcggggtggggcagaccggggatggggagcccccctctcccagcactccc
gctgggcctcctccaacagcccctgcactcctggaaaacagactggtccacacactccagcagctcctctacctgggg
actgcttgggcccagcatagccccagttagggacagaaaccagaggtatgaaacaagaagcccaacggggagaggrgag
accgggccccagcctggacctggcctgtgggtgctacagaaggtcgggggacatcggctctgcgcgggaagggctgga
gagggaccctctcagggagtggacagagaggagacggcctcccagtggtggcctccagtgaggctggagagaccagg
tggcagaaggtccctgctggggccagagcaagggcaggaagggatctcaaggcagggatctcaaggcagggagagaca
tgggggacacattagggatggacagtggccgggaagattcctgggacctggagatataatcgggttccccaaaggaca
agctgtggagaggggaagggaaaagttgcctcccctctcccacggggctcttgtaataaaacgattgcaaaaagcag
actcaacagagacaaaagttttaaaggtgtgcccgcggccgggaagtgccataaaaaacaggagactcagcagtaaccag
atggggaggggtgagggagggaaactgtggggcataaaaggtgacctgggtgacagctatcagtcctatgggtgagaaaa
tggctcttggcgcggcggctctctcctggcacacagaccattactaatgaaagtcttctatagatgtcaatttct
ttagaaaaagagagtttttactttatttttagggagctgaagagcttttttctggtgggtggtctcagttgctttt
gctcaaagtaatacaacatgtcaacatggcatttgggggtagcgtattctggtctcctacagtcattttgggtg
acgtattctgggtctcctacagtcattttggggtagcgtattctagtcctcctacagtcatttttaggggtggcgtat
tctgggtctcctacagtcattttgggggtggcgtattctgggtctcctacagtcattttgggggtggcgtatctgggt
ctcctacagtcattttgggggtgacgtattctgggtctcctacagtcatttttaggggtggcgtatctgggtccta
cagtcattctgggggtgaggtctcctgagccctcttctgagctgaaaactcccagaagctcccaggtaca
gaaactgggtgggtggttgcctaatgctttagaagggcatttctatggaaaacaaaagaaaaaaaaggtata
atcattgggagcgtactaaaacaggttcttgagcctgggggctggcggggcagggtttagatgttgggctccagag
catctctggcgttgggtctctggcagatgtctggcggccacagcagcaaacaggcgtgagggctcctcgcacctgggc
tctgtggtaactcctgctgatgagtattcaagctgcacagctccagcagtttgcaggatctctgggcaaagggcagttt
tcttctgtgattccaataagaacgggtgggagaaaattgaaagtgttagtttgggagttgcaggcaggttagggaa
actagaacatcaggaaccctgcagttttagtagacatcaatagatacaaaaaccccaagcgttaaacaggacaaga
atctaatatggggcgcacaatatggcttctactgaaatatagttcttctacatcacccctcttctactaaaaat
aatctcagtaagattatttatttatttattttagagacagagttccactcgtcgctcaaggctagagttagttg
gcactatctcgactcactgcaaacctgcctcccgggtcaagtgattctcctgacctcagctcctgaggttagggc
atgcccaccctaatttttgatttatttactttttttagtagagacaggggttttggcactgttgccaggctgggt
cttgaactcctgacctcacaggatccaccacctcggcctcccaggctgctaggattcacagacgtgagccactgtgccc
cagcctagtcagatttaactgtttagtaaagtaagctagccctcattaaaaattggcctgattatttgcaagttgagc
aagaatagtaagttggccagctaggcttctttaggtcagctttgctggaaacttttaataaatctcaggttagggctt
aaaagcctcttgaggctaagaagtcaagccaaggacttgatatcagactcaccctgcaatacctatagatttgggtgg
atcctcttctcagggttcccacagctattcttgagaattactgcaaaaaaatcacagctcttctcaccctggaggt
ctgcaagcctttaaactcaggtacaagggcaatttggttctcctcaccgggttccattggctccataaaagtcaac
cttagttccttaagctactcacatctgatttttgcacactcctcaaatatgatattccggtaaaaacttggtg
agctaaccaacatctccagtgtttctattacaaggcagcagattcatctgaaactaagcaaaataactctatggcc
gtaaaaaataaaaaatgctaagtttctaaattctggagagatcaggtaggagagaaaagtcactcatttcaatttgctt
ataaaagtgtaatgtaccagaatgctgtaaagttataaatagtttctcatttacattctggaaatcttggcattccag
tgggtgtgtctaatgtatcagaaaacctgtagggtaaaagtctcccattgaaatctctcgaagacacaacattt
agaattatagttgcttgcaaaaagcttccgggaaagcatcagagccaaacagtttaactgtgtatgacagaaaggctta
aatggccttggctaagaagtgtgatgacatcattacaatgtaactgatgaggaagtttgggtatctctgtgggtgat
ttcacataataactagaattacaactaatatagaatgtatcagatttcaagaattcatataattcttggaactct
tatatgaatatatatccatgcaaatataactcccagagaaggttaactcactcattatctacagttcctccat
gcaaattagttgatcaataaagcccaatttatttaatatcttcttattttatctaaaaaacattttcctttaaactt
ggcaaaataatctatgttttataaggagagaaaaataaaccttcttagagatattccaggggccaatctaggaaatccc
aaacgttaattcagggtcaaaaagacttaatttagaggtgtgtgtatttgaaagtgtcaaaatgtcaaaagttagaa
agcacttgattaaatagaatcccagatcattatgaaataataacttaattctcattttaatcaaagtaacaatgaaat
tcaaaagagaaatgcagaaagttagatagtttaaaaaactcttagatctggccaggcatgggtgggtcatgctgttaatt
ccagcactttgagaggtgacatgagcggatcactagagccaggagttcagagaccagcctgggcaaacatggcaaaac
ccgctctcaccaaaaatacaaaaattagccaggcatgggtggcaccatgectgtaactcagctactcgggaagctgag
ataggaggatccttgaaccaggagagattctgccacagtgagctgagatcgaccactgtactccagcctgagcaa
caactgtatatacacacacatgtatctgtgtatataatataatataatataatataatataatataatataatata
tgattataataacacaacaataataatatttatttattttattttttatttttttaattagctgggtgggtgg
tgggtgccacctgtctccagctactcgggaggtgaggtggcaggatccttgaagccaggaggtgagcctgcat
gaactatgatgggtgccactgcactctagcctgggtgacagagtgagacctgtctcaaaaaaaaagaactagttca
cacccatgttctcctcctgctcccccaatggcactctcctggagcagccctgaaaggtggagaccagccagcctgctg
gagcaggaaactctcctcaccggctctctgttggggcccaggatcctgcagctgtggcatccacaggagtaagggc

agccacggagggtcctttcatgtcaccaagctgcagggggaggaaaagtacacagacagatcaacaggagaaaaccca
 ttttaagtgatgtccacgaatgggagtccacacggagatgaaactgggggaaagggccagatggcgaggcgtctg
 cgtcatcctcagctgcaggaagatacaggactgtggggcgtctgcaggctgaccagctatagcaggggagtgtagctg
 gtgaatgaagggttctcgtcaccgagcatgctgtctcagggcgatcagagttacctggagccgctctcctcccggc
 atagagacctttacgaatggaaatgtccttcatctcctccagacaggcagctgggcagagccactcctgtgtctgc
 agttactcgaaataatggataatcccaggcatggttgggggggcacacatctgcacctcaagccatgtttgggggtg
 ggggtggcgtgtcctgagcccccaaccaggtgtcagggtatggaggggacatgcaagggggcctagaggggctceta
 tgggcttggagatggaatcagctccccaccaggccaccaggacagactggctggggagcagggaggggtcccag
 tgtgaggacagcatggggctgcctctccagcagctccgagcgctcctcagagaaaaacgaaattctctttataagag
 aacttgtctcctggctcccattgtgttcctcttgggcactggcatgagtaatctgagggcggcgcttctcactgca
 tggcatcatacagatgagggcttggctgatcattatctggaaacagtgatcactgtcccattcagagatggggaggct
 gaagcctgggagatcaatctcagccaccagatcagctgcagggcgggccacctgactggggggaagggtcccct
 tctctctccagggctgggtggctgcggcacctacaaagacaggttaacaagaggaccctctgcctacacggcctgg
 tggctggcgtaccagttaatgaaagacaagttaacaagaggccgctgcaggcttattacgagaagtccatgtgacac
 aggagccttgagaatggaacccccatgaaacgggggaactctgcataatttccctcctgggtttgtgggggtgaggac
 acgagcgtgacagatcctgaaccggggctggggcaggttggctcacgcctgtaateccagcacttggggagctggag
 tcgggctggatcactaaggtaggagatcagactactggctcagcgggtgaaacccccatctctactaaaaaataca
 aaaaatagccagggcgtgggtggcgggcctctgtagtcccagctactcgggaggctgagggcaggagaatggcggtgaacca
 ggaagggtggagctgcagtgaggcaagatcgtgcaacaatgcgagactccatctcaaaaaaaaaaaaaaaaaagaaagaa
 gaaaggtacagacatcctgaaccggggctggggcaggctgaaggctctgatctccttctctcctgggtcctaggg
 cacatgagggtctgtgacctaattcagaggaaggccagagaaactctttatggcctgcctcagggtgacaggggagcag
 gagagagcataccctgcttccctggcctctcagatgccaccgtggccagggtttggggtagtggtagcttgagccca
 atcagtaccctgggggtcgtggcgggccccctccctccatggccaccaggctctctggagaggcactgctgtatcccc
 actgtgagctcagctgagctgcctatgggaccacacctgagaaccccccaagggctggcactggcagactgagggtcc
 caagtggggctgggtgagccccctgcctcctcagcttgcggcagggggccccctggggcctgcgactcctacctcc
 cagccagatgacagggcctgagcggcgagggcttccacaccagccagggtgtgtcccctaccagagggcgtgcattg
 gataggaaggaccacctgttccctggcagtagctaccagctggcagggccccctggctcagggtgctctgtgaggaggg
 gtgggggctctaattgctcacctgctcctctgaggtgtcaggcaggggtgggggtggcactggggaaggctgggctg
 agggggcagggtgcctcctcagaggagggctcagtagttcactgggtccttggaaagggcaggggaaggtcctcct
 cgccgtagtcacatttccctgtgatcttagcaatgactcctgggtcctatttctccaccagtccgaatacatgag
 ccagaccggcagcttctctccacagctcctggcctcgggtccacctgggtgggtggcaccggccagactgggggtg
 tggtaggtgttaggggacggggcagccttgcctcagtgagggtcattcctgactgtgagatggttggggggcaggg
 gtgttagagtctgtgggaggcctcggctggggcctcagagaggggtatctctctgcagaaaaaccagccacctacc
 agatcggtcaggctacaaagggagatgtgctccctcttagagggcaggtgatcctgtgatccgatgaccgagat
 aaggtgcacgatcagtgggcaaggcaactcacccatcctcctttaggtcctcgcaatttgcaacatgcacaatgca
 gggtagagtcaagcccaaatlacagaggaagactctgggtccttgtcagttaaacaggagtagcaactcaagc
 tagttaatgagctgtagtcggccagctcagactcagtaggtctctcctcctgcctacacagcttctcggct
 gcatcatgactaccaaccagtcctcctaattacaagagctcctgtcatgtttctctggagcggagcatgctcc
 aacttgccttctgggtctctaattttgatcagggagcgtccttgactaattatttggcagtaaggggaggaaga
 ctgagttgtgaagtcccccccagcttttagaaggaagtgcanaatataaaatgaggtatggtaaacaggatgct
 aatggtaataatgaaaaatgatgaaatctcagataaaaaatagcaaaatataccgcttgtaagattgagggcagta
 ccaagaattcatgtcctaattgctcagctggtagtctggctcttgaaagattagaataacagaaagagtctactctt
 gacgtagaagtatacggttagtaatttatgcaaaacagaaactttaaaccgggaaggacttgatagagtgagggtgcat
 ggaatacatcgtatttgaagtctcataactctgaccttaggtcctttggtttgtctctctcttttttttttt
 tttttagacaatttctctctctgtcaccaggctggtagtcagtgggcagtagatcttggtcactgaaaacctccacctcc
 cagggtcaagcgatctcctgcctcagcctcctgagtggtgaggattacaggcatgaaccaccgtgcccggtctttt
 tttttttttttttaaagagacagaatcaccaggcagggtggctcacacctgtaatcccagcacttgggagggcca
 ggcagggtggatcacagggtcaggagttgagaccaacctggccaaacatcagtgaaaccccaactcactaaaaatac
 aaaaattagctgggtatagtaattcagcacttgggaggtcaggcgaggagaatcgctttgaaagcaggaggcgga
 gtttgtgggtgagctgagatcgcaccattgtagctcagcctgggcaacaagagcaaaactctgctcaaaaaaaaaaaa
 aaaaaaaaaaaaaaaaaagagagagagagagagagaatcactctgcagcctaggctgggtgtaggtgagctcagag
 ctgaccacagccctccactgctgggtcaggccactcctcctgctgctcctgagtagctgtagccatagacacacac
 caccacatccagttaataggtttggtttcttggctttagagacaggggtctgctatgtatcccactaatgaa
 tgtaaaaatcttaaaatgggtgctggtagagtaagctgctggttgggtgggtgtaattatgggtcatttgacagt
 tcaactctgcggcatgcccctcaggaactcactgtatgacacagagggactgctggcaaaatcactgaagagctgtggg
 gaaaaggaaggggtctgacagtgaggtgaggtgctggcggggggttttaagggtcctctgctggctcctccc
 accacctcctgccacctcctggctggtcagggctggggtgaggggtggctttagacctcaaagagggcctgtcctgtg
 ctactgagcaggaacaaacgctccagaagccttcagctcggaagttagtaagcatggcggtggggatgggtgctc
 tgagcagcggcactcagtgccatcgggcgctctcctcaggggcggttccagactgacccccaaacagagggctcag
 aaaagatgttttcaatgagggacatttaggtggcaaaaaaaagtggtcccccaaggtctccaggtcccaatccc
 cagaacccgtgtctatgttatttcccatgggcaagggcagcgtgatcagctattttgagatggggaggccatctggc
 aggtccaggtgggtccagtgctcagggggccccacaagaggggtgagaggggagctgatgtggaggcagagggt
 tggagggatgcatctcagagatggaggaagggtgacatgccaaagggaatagcctgagggaagcaggagaggagcgggga
 ggtagggattgtcccagggtcctcagaaccaagagagaagacaggggagtagggtatctcccagggtcccccaagacag

cagggtggggacagcagcttgagaaggggtcattctctcttgggtggaggagtggaagtgtctctggtgggaaagaaga
 agattctggaggacagcacagggcacttccaacatggggcgctggccgcacaaaggctagtgacacccgggtgtagatccct
 tggggtagaaaaggggtgtgagagggaggatcggagggggcagaggaagggtatgtgtctgtgcagaacagggctgtgg
 cagctccagcgaagggctgcccggcccatcagtcacctgctcctgctgagggcagcgctgtactcaccctgtgaaac
 acaggtatcgactcagacaccactctggccataagctccgctctgtcccagccctggaccctcaccctctaccct
 ggcagtcggtcctctgggtctctctcctgtgcccactgtgtcgttgtaacctcccttagtgacagatctgtcctac
 caccctcgccaggggtcgccctcctctaacaggtgggctcctggcaggaaacatcaccaagctcagcgccacagttcc
 ctgacagggcccactcctcctgcccggcacaactcgtcccaccgaagggccatgtcctgcccacccttccaccct
 tcttagaggaagctcagcccatcagggcgtcatgcttctgacccccactccaaaccctcctgacccttaccct
 aggagcacccggccactccaaggcgcaagcaagctggggctgggggtgcagactctccttccaccaccaaccctcctcat
 acccagctctgagggcctcacagacatacatgatttgcctccagtgaggccagggttatctgtttaccgggtgcatg
 cccccggcatggagctgacccggctgcccgtgcaactgggcaactacccttctgagggacgctcatctcctgagag
 actgaggatagggctggtgctctgcaaaaggggtgaggagaccactgtaaaagtggggtgagacacgctgctgaccatg
 aaatggagagggcactcgaaggagccagggaccccggcagccagcagaccccacttccgcccccctgtgtgaggtct
 gtcgctcagcctgggtgcttggggaccgggctcattgggtctcctcactgcccaccctgataactaaataacg
 tcggtcaatggcacaatagcggttatggggcatccacgctggtgtgtgcccagatagaggaggtctctcgctttgtagat
 gctgaggtacttactcattccacctagcgcttctaggaggcactacaattatctccatttccagacaaggaaacagag
 gctcagaatgggcaagacatctatctgaggctcacacagcttagagcgggcagaggtgggctgctggcgaggagcagga
 gaggaaactggagtggtgtgtcccggcagtgctgggcttcagggcaagaggggtggggcaggaatcattgtgtctgtgta
 tggcacaacacataatgacagcaagaaggcctgggcagcagcagaggacaaggccgggctctggaggtcggat
 gggattgggctcaatgtagaccgggtgaaagttagatggacagggcaggggatttccagagaggggtcctccaggagggt
 ggggggtggtgtgtgtgggtgggaaacacggactggggaggggattgacagccgggccccgctgctccttgcctcagctcc
 aggtcaggccagggtagagccagggtgctgggttcgacctccaccctgaccagctgtgtgcccattggagggtggt
 tccctctctgtgctgctcctggttggtaaacagggtgtggtggctcactgggcccgtggtggggtggctggaatcccc
 ggaattagccatgcttgggtgtctctacatctcactgggtgaggtgtaactgaccaggaaggtggtggggggacc
 cccaccacaggggggtcgggcatttgggttgggtcatggcctcaaagcttctggggtgagggtcagggtatccccag
 actgtcctgggcatctgctccctcccctcccgtcccgtggggccacggcccaggagagagagggcagctgtcctca
 ggcacctccagctgctcggcatattcacacgggtgacgctaccaccgggtaggggctgtgtttgtcttccatcccca
 tgcctgggttccccaaactaggggagtggggacggccagggctgctcctccacaattgctggggtgagggggctcctcagccgcat
 ctctcaccaggccctgcggacaggcctcgtcctgcccctgacctgctgacgagccgctcctggcaacctgtctg
 aaggacctggcccccctgtacccacagaggggaggccacatggtccttagcctctgtcgggagggggaggcaatgctgg
 cagagggccttgcccctgagagggagggcctcctggccctcactccggggaccctgctcctggcccagccctgcca
 agcagagagcggccctctctgcccgtgtggggagagtgagggcccttggcagagagaggtggtggggggctgg
 gctctgtagacccctgcaggatctccgctgggctgctgctgggagagccgctgtctcacacagggccagccctgct
 ggctcattctggtgctgaccggccggacccctctgcccagggcggggctctctggggtctgagggtcctggggacctg
 cctgagctcctgggaaagggcacaagggtatgagacgggtctcctcccacaatggcccaggtgtctcctcccacaat
 ggcccaggtgtctcctccacaatggcccaggtgtcctcctcccacaatggcccaggtgtcctcctcccacaatggccc
 ggtgtctcctcccacaatggcccaggtgtcctcctcccacaatggcccaggtgtcctcctcccacaatggcccaggtgt
 tctcctcccacaatggcccaggtgtcctcctcccacaatggcccaggtgtcctcctcccacaatggcccaggtgtcctcct
 cacaatggcccaggtgtcctcctcccacaatggcccaggtgtcctcctcccacaatggcccaggtgtcctcctcccacaat
 gggcccaggttctcttggcacttcagattggaactgctgactgctgtaaaataaacaggtaaatcatgggttctggg
 aaccaccggaatcagaagtgcatgagatggttggctttaggggtggcccggggcgggtggagtctcctgggggtcttct
 cctcctcctgaaatggaggaggacacccctgcaaccctcctgtgatacccccttaagagccagtgctcgggagggctggg
 ccagacggggcagaggggctggtgtcctgcccaggtgagtgaggagggctgggtctcagagctccaccgaggggt
 gggtaggtaacagcagccctgcccggccggccctgcaagtgaggtaggggtgtcccattggggaggtgctcctctccaga
 gtgggtcagtcgggggtggagtgtcctggcttatacaaggtggttggtagccctgctgtcccaggccctgggacagag
 gtggaaggggtggggaaactgacgaggcttacctgtgggcccattggcgaaggaaatgctgggtctcccacctctgt
 caggtggtaggggagaggtggggcgtcagccggagacgggggtcctagaggagggtgggtcctggcctggcctgga
 gagtggggtgagatgggggggagggaggggggttggtagcaaaaggctgaaacagagagcacatagccaggtgct
 ggggactggggacaggggacaaggggggcaaccatgggggacaagagatagggagaggacagaggggacaggagacgggg
 agggacagaggtgggggacaaggggggacagggaggaaggggacagggaggggacaagaaacaggagctagggagg
 ggagacaaggggacagggaggggacaggaacacaggagatggggaggggacagaggggagctggggatggggagggg
 agatgggggttaggggacaaggggaaaggggacagggaaaggaacatgggggacaggggagacagggggacagggag
 aggacagaggaacaggggacagggaggggatgcttggggacagggagggaaatgctggggacagggcaggggggacaggg
 gctgtggcttctgtgggagctatgggaagcagagggccagaggggtgggacagggtagagatgagagaggctgagagcc
 cctcaccggctgcggaactcctccccacagggcagaggggagcattcgggtgcccagggccatcagaggacctgggct
 tggctggagctccagctcctcagccctcagtagcttggggccagccctgggctcctggcctcacttggctcatctc
 tgaactggggcaggggtggcggtgtgagcctgaggcctgcaaaagtgccctggccagcctcagctcggagccatggcaca
 gcacccctcctcctccacggccecagcagctgggctgctgtgtgtggcagctgcccctgagcaactgggtgtc
 taagcgcatcccctgtctgcacactagattcccacagcaccctctgaccccgtagaaatgctcccacatgggaat
 cctctgggggtggaactgcccctggtgagaaccctaggtgagacctcagaaggccctgagtcacaaccgagaagtca
 tcagagagcccttgtttcagctccaggagcttgggcaaggctgggtttctgggccacacagctcccctccccagcccac
 ctgtgctcgtgggtcccggggaagctgtgggggcctaatgctgggtgtgagtctccttctcgtgtctgagtacacagt

```

gtgtgggggctctccctgtggtgcagctggtacagcggccctggagtbgaggatccaagcaggctgaggtctggggt
tgccggaggccctcggtggctggtctttgtcctgctcccactgctgtgggcactgtaggacttggaaacctggtcac
ctttccagcctggcaaagggagggacttgtctgaggcctcatggaagtgggggagggctcgaggctgacctgctctcc
gggtgtgcccagcagcctacagcctggctacagcgttaaccaggaacacccagcacaactgtcccttgacaactctgtgccc
ctgacttgatggtgcccagggctgggggggctgcccagcagctcccactgaccaccccacaaatgctgtggccacac
aaagccttccactgcaagacctgtggttaatacacactggacgccctgttacaactgagaactcattttattttcatttc
cttccctcccttttttttttttagagtgtggtctagctctgttgcccagactggagtgaggtggtgcaa
toatggctcactgdcagcctcgagccctgggctcaagtgatttcccacctcagcacccctgggtgggttggactgcag
gcacatgcccacagccctcatgccagctaatattttttaagtgttggagagctgaggtctccctgtgtggcca
ggctggtctcaagccctgggctcaagtaaatcctcctccttggcctcctaaagtgtgggatfacagttatgaacca
ctgcaccagcccacccctcctagactaaatctcttagaaaaacctacaactccaaataatgtatttgcattttatga
tgttgataaaaacttccctaagaatgctcttatgaaatggtccctccttccccattgatcacatgatttttaaaactatt
ggcaacgtttcaaaagcaatctggtttgtcccagaaccgtgatcccctgtgaaacgaaatttcaaataaaaggca
aatgggtgggaaaattggatataatgaaaggcattttattagaattgacttattttctogccactgggatccttg
cctgaaaggcggctgtgggcagagggcacaatactcccctgccccagcgcagcgtccctgcacccccaacagagctc
ctgttccctcatgcccagctacccagatgcccagctcctcagctcaggtgtgtgagggcctggtgaaagg
ccctgctggcctgtgctgctgtgagcagtgttccctgtggggccctgggaccaatgctaccagcgttggcggtttccc
aggaagtgggaatcaggcatctcgtggcttccggtcaagttcctccgtgtgcttaagtctgggaggtttccggg
tccctgggtttggctaatgaggaacccgatcccctggggggagggcgggtggctgcagcagggcccagcaggtggcaag
gctggccctcatgacagtgctcctcagggggctcctcagggctctccatgactcccctgggaggttggtaagggg
gcagattcctgggcccctgcccagcccactgtggggaggggtgtcctggaagatgcatctgcccagggctccggct
gggtccacacgctgcccactggaggcccactgcccacatctcagggcaaacaggccctgggatgtttggggaaccaactc
ctggcggtggaggaagcccttcccaccccacatgctcctgggtggtggcctgtcctgtgagcctggagggcgggagcgg
gtgggctgggggaccacagcaacgctcgtggcctcctgtcctgctgcccagggaggatgagagggcctagcctgggtgc
ctgcagtgcacagtgggctgccgtcaggggatgtggaagctgggtctccggcagggcagagggcgcgctgaagaaggg
tcgctgttccctcatcaggggtcagtggggaagagagggtgtcgctcagggggagtccacagggatgccagctgaaaa
tacagccaacgccactgtcccagggcaataagatcaaaaactcatggtttgcccagcactcctgtgagcctgagccctg
cggggaggtatggcccgtgcaacctgttccaggaaacccctggaacccctcagtaggggtgccccgggagcctcggctggct
cccagcctgtctgtcctcctgtccctctctcctctcctctgtttcctctgtctgtctgtctgtctgtctgtctgtcctcctgt
ctctctccatctctctctgtctctctcctgtctctctctctctctctctccatctctctgtctctctctctgtcctt
gtctctccctgtctctgtctctctcactctctgtctctcttgtccttgtctctctctgttttgtctctctttgtccctg
tctctcctctctgtctctctctctctctctctttgtctccttgatctctctgtctctctctctctctctctctttgt
tctctctccgtctctcttggctccctgtctctctctcctctcctctctctcctctctctctctctcctgtctctctgtt
ttgtctctctttgtccctgtctctctctctctctctctctctctctctctctctctctctctctctctctctctctctct
ctgtctctctttgtccttctcttctctctctctctctctctctctctctctctctctctctctctctctctctctctct
ctctctctgtctctctctctctctctctctctctctctctctctctctctctctctctctctctctctctctctctct
ctctgtctctgtctctctctctctcttggctcccacttagccttgggaaggggacagctcacaggctgacagatgaggtca
tgttctcctgagcatgaggttttcaggtctcaccacgctgtagcatgtcagagcttcgttcccttctcattgcccgcgta
atgttccatggatggcctggcaccacatcctgtgcccgcgctgtgcccggcctctgctgaggggctctgggctatgtaacagg
agctaccaggaatgggtgctgctgtggaagggagctgggattttgtcatccacctgctgaggaatgggaagtccaattcca
tctctggactcaggtggcccatctacaaatgaaggggatgcccacagaggcctctggggcaaaaacctcccaggc
ttgtcctcctgagatcaaggaatctcttccctcagagtcacagccctccagtgctcctgcccctcaggaaacatgccc
tgggacctctcactgtgcccaccagccttggcccacttggcccacaaagagggtaaccactctcactgtaaggggca
ccaaaggggaccacccgctggggatgggcaagggcggttctgctctcccccggggccctgtgcccagcctcagctggac
ctgcccgttctgcttccctgtcacactctcccattttaaattaaacggaatgggtgcccgtccccatgcacacccctcagctcc
actgggttttagcccagcccaggatcgagggcctgcaaggggcaaccccactggccaagcgtgatgggaaagtgggggtg
gggcagggcaaccacaattaaacttetaattctaagagccctggagcatcattcaccagcatctacagcctgtgacact
cacacaagctcaactaacccctcagccttggggctcctgaaaagtggatggagcgggcacggcccactgggagaggt
ggcttgggcagcaccctctaagctgcttgtcccaggccatcatggctcacggacggcccctcagcctggcctgtgcc
acttctccagggcccggcagctggcagccacaggtctctatcagctcccgcctgcccgggaaaggacaaaaacgacag
gttccaggccatggcctgcacccccgctggcctgggaggtccaggccctgcccctgagcattgcaagggcggtggc
caagcctgtccatagcacctcaccagggactgggagggctggcccaggggagaggtcacctcagcccgggctggggg
ctggtgggcaggggtgggctcgggtttccctgtcccctccccagctgtgctctgcccggacactgccacctcctcatgg
gtgctccagggccactgggagctgggcccaggggtctcaggggagcaatgggtggagacaaaagaccagcggacggggtg
tgggctcagagctctccaatccctgggtgtcctcctcagggctgaccaccccagggagggggctgagggag
ggcagctcaagtcccagccttggcaggtctcctctgtggccctggggtgacaggaaggagcccagctcagaaggcga
gggggctctgtgtcctgcaagcagtgggcacagctaggctctagcccggggcttggctgcagcctccagcgcagccct
cacacacgctgttcccaagatgggggtgacggggcagggacccactcaggtcccgggcatcaggggagaccccacac
tggctgcaccccagggcaaaacccagacaaggggatcgtaaacagaccagcagcctcacacactgttccggccca
gcatccccagggcacaacctagacacagtggtatataacagaccacagggcctcacagctgttccggcccaagcctc
tcaagagtctgtctcctgaagggcctcaagggcagcccaggagcgggtgtgtgtgtcaccccctctccaaggcga
cggctctgagaagctcctgctgcccagggcacccccacggatgggtctgatccagggcccagcctccaaggcagag
ctgcccacctggccttcgggttccagcccggggaaacaggggtggacgaaatgacagtgagaggggcaacagggaggca

```

agggggggggcactgctccagggatgccccagggcagggccacttgccctggcggcccccaccgaggctgtcacaggagga
cagagcacaggttccagggtgtcagggtgctattccttcccttccctcagAGCGAGCTGCCCTCGGAGGCCGGCGTGG
GGAAGATGGCCACAGTCCACGCCACCTCCCCTGATGGGGGCACACGTTTGAGCACCCTCTGGAGCTCTCTgtgagtgc
gcttggctggccagagctggggcccccctgggaggaactctgggttagcctcagccacctogctgggctaaactggg
ccagagcagggagggtggcccgggaggactctgggttagccccagccacctcactgagacttgggtctaaacttgg
caaccctcactgggattctgggttagcctcagccaccttgctgcaactaacggaccagagcaggagaggtggctcca
cactagtcttgggttagccttagccacctcatcagcttggggacagggcgggtcgagggggcaggggaagaggactg
ctggcctaggcttccctgggatggcaggacccaaattcagactcttctctggcagctctggagaggcccatgg
ccagcagagggccagaataacagagcccatgactggctctgctctctggcactcacagcagccctggatggcagggt
ggaggacagagatgggatgagagggaaagggaagggcaggagacgtaggcctcaccaggagctcaggctagccttga
gctctgggctgggagggtatggggtgacacccaaactgggactgacgctctctctctctctcctggcccagGGA
ACCAGACAGCACTACTTCGACCTTCCCCAGTCAAGCCGGGGGAATAATGAGGTGGTGGCCGGAACGGATTCCAGCAT
GGACGTCTTCCACCTGGAGGGCATGACTACATCTGTTCATGgtgagtgggggggctgcccctctgcaagaggactggagt
ggggacaacaaatgtggctctctctgtcttgggagcctggcagaaccaggagatagcctctgggttgtacagcttccc
ctgtgggttctgaggacacttcaaattgcaaaggagaaaatgtatcagctcatgtaactgtcaatccagagatagga
atggattcaggcatgggatcagggtgtaggagggcttagccatggcttagcctccgttgaatctggaatgggctcag
gcaagcttagctcagagatgtaggaagggtttggaactgggtgggtccagggttaggaagggttctactgggtgagtc
caggatagaaaagggttgggcatggctgtgtccagggtgtccacagctgcccctcagctctctgggtctgctttc
ccctgcagtgacttggtttttaggccgcatctctctcatggtagagtagtaccagggtccaccagcatggcctatccc
tggtagaggatccctcttcccatagtgcaggactggtccagcctccctggcttgatctgaaatgggctcagggccatc
tctgagccacatctgtgctctgatggcctggcctccaccatcagtggaacagggtgacaatggaatggagtgggggt
gggctccccacacagggaccccaagggaagatggagggtgctgttccaggagaagaggactggataggggggcaggg
aggccagtgaggctccggccacccatcttggcaggctcccccattcctgggagctcaagccctggcccattggct
gctcctctgggggaaaggccaggctgtgggagctgggtggggcccagcctctgcccactcctctctggcctcagc
cagcctcgactgtgcccgggagggtggaagggtgggcaccacagctgaggagagagcaaatccccactgggag
gccagcagggccagcctcccgctggactcgtcagctgctcgcccggccacagggtggctggcccggccccgct
ccgcccacagggtatcgtaggtggggaattgtttgcgctgcccgaacaaaccagcccagcaactgaggggatacgcggaa
agcctgtggggaggggctgggccccctcctcactatgctcagccggaaggagggagggagctgctgggctctggg
ggcctgagagcaccggcctggcctcctcctcctcaagtccecatccaggagctggagcccctctctgcccctg
cgcacgactgactgctgaggcatgggggtgggcggccagcccacccctgagcactggagggagtgggggtctggggg
tccagtcagaaagcaagagtgaaagcggggtgggggagtgtagagggtggaggggctgctgtgctgtctcctccat
tggctgtctggcggcggccagagccatgtggggacagggtcctgagccagccccctccttgggcagccacagctcc
atctctccagaggaccccctcagcctgtatctgagggttcgaccgctggcccctggcccctccaccctgctcagggag
cgtcccagtggaacactcagacagtgctgtgctgtgcttctagtcctgctgttatgggtgaggaacaggggagatgct
gggaaagggttgggctggggatggggcggggtagtgcagaaagtgagactgcaacctctcccctctcctgttggaa
tggctgtcctcggcggtcctctgggacaagggtcctgagccagccccctccagggtccccctctgggacatgggctcct
ccaatctggggaggggcaggaaactggcctggaacccaggggaggagggagggaagacccataagattgtcccctgag
atccagaagcaccctcccaacccaagtgtctcagccactccccctgacaggggcagaaaggcccctaagatggcacag
accaccctgtgctgggagggagggactggactcaggggaggcagaaggagcagttctacatccctgagtgggtggagcg
tgctgtcctcccagcccggagggttcccctagctccatcggggtctgggtcagagcccccgctgctggaaactc
ggcactcccagccacagggtgacagtgagggtcagaaactccgcaaacagcaaggtggctggatctgcttgccagc
gacacgctctcccaagccatgtatgaaatctcagggtgcacagctcgactcacggagatgggggtatcccaggaa
tgaaggcagggcccaggcctgctggggagagccaaagcctcatctgaccccaggggcccagcccctcacaacagtggg
tgctggggcaagagcctgctcccctaccctgactccatgggagcgcaggtacaaagacagagctccgaagg
ggccactgcagetcaggggcccagttatagcccacccagagggctggtgacctggacaagaaacacacagggcc
cggcctcgggtcagacaggcggttctagtgcggatggttccggggctaccagatagtcctgagttgctggctcagggtg
ggggggctgctgtggaagtggctgcacacgcacctggcccacctggcccctggcgctccctctggccacctgctccc
tgggtgttggtggcatctggctgctcccaactcaggggcggtctgggactcatccagcaaggggctcagctcgg
gcaggcacagtgttgagcgcaggacactggctcctctgagtgggcgctgctccagcatctggggagctgggtctc
cccgaaccaagagcaggcagatgggttcccctggacacagggtgctgagggtgaccttagccactgcttagcagc
cgtgggagacaggcggagcaggtgttcaagctcccccaattctctgagcctccatgctctgctggatgaggctggg
gtgacaggggttagagcccagagcagagagcccttggggaggtggcattagactctgggatggcagggtgctgggtgct
ggctctggcccaccccgtgggctcggacaaccctccctgccacactggcccctgagagggaggtgagtttaggcag
tcaggagagtgagggtgaggcaagagcagtgaaacccctcagtggtctctagaggagtcccaggccacagacttattgg
ggagactgtgagctctgtgtggccatagcaggaacacagaccctgggctcactgtggcctatctgactgaggtggccag
aaagtccagcagggcagggtgggtgtggctggggctccagagggcagggttgctgagctcaggacatccccctccct
ctgagctgggcaactttaaagaattacatagccctctgggctcagtttccctgtctataaatgctgctactgagag
gctccaagtcaaccacgagtggaggatgctcagtggtgcccggcccatcgggagtatgtgacaaacgctagggtgtgag
gggtgaggggcaggaggaggccctgtgttaaagaagctgctcctcggacaccagaacagcagagccaggaggcctag
gataggatctgggaccaggcctgctgctttgctggcacagttcctgctgagctgctccctggccttaggctctgg
ctgtccctgaagaccctacatggctcacagggaactcactctaaaatagggccccgtctctgcaagaggagagcagggg

gaagcctgtggcccgggcctccccatgggctggggagggtgggcccaggagccacagctaaaactggcccagcccctg
ccctctcaggacccctgggtggtccctgaatgaggaaggcttgacgggctctggatgccaccctgggtggggtctgcc
ctggccacccccacaccgtctgggaagagctgcagaggataaagctccctcgtaggctcgcaggctgcgaggaggcag
tgtgggtgtgagtggtggggcggggtctatccctcaccgggaccaccaggaggtctctgcagtgtctggccctggg
ttggaagcgaatccctgcccctctgagcgtccctcggacaaaaccagcgcaggggcaatgagacctgcggcc
cttggctggctctcaggatgctccacaaggaggaggacacaggaggggagaaaaggagagagaggcaagtgctctcctc
cctccctccccctcaactctgctccgtccgctccctccctccccctctcgtccctagagcctcctccagggtgg
cccctccccctgaccccctccctccctccctccctccctccctccctccctccctccctccctccctccctccctccct
cggggtctacagctggggcagaaggcaggctgatctaccctgggagcccgggaaccagtgccaggacagacac
ccggggctcagaaccttcgggaccttgaggacctagaggctcaccacagataggctctgggtgacttcagggg
gaggtattctcccaggcccaggagaagggaaggcgaggtccctgcatggtggcccccaggaaggggcaggcggg
cagaggggagaaggaccccctccccctccaggggagggtctggtagctggagggaagggtggggctcatgctgggagcagg
agggggctcagctcaccacgggtcagctctgagactccagcccacccgttaccctcccccagagagccccactcagcc
ttctcttgggtgggctctcgtgacaaggaacttggggctgcacagaaagtgaacccccaccaggcaccaggtctcaga
gcttgacagctctctgggcccctccatgagggtgggatgaagccagctgcccagcagggaaccctgtgcatgagtgtg
cccctgaactgtgcccctccctccctccctccctccctccctccctccctccctccctccctccctccctccctccct
gggtccctgaagagtgccgtggcctgcggcagcgtctctccccctgtccctgggcccagggtcctgcggaaagtccagg
cggaatccccctgagtcagaaagcagaatgaaagcagaatggaggaccaggaggaggaaacctggaggaggcctgctg
agggccacggccaagggggtgtggccccagatccccctgtcccctgctctgcaaggctgggcccctgggaaccttggcag
aaaagggaagggaccccctccctccaggggagggcagggccagtggtctgggtgctcttgagtgaggaaacctggaac
gggatccccgcagcctgggcccagatgctaagggtggagagatgggggtctcaggcacgggtcccctgggcatgggtgg
ggctcgtgctgaaggcagcctgggtgtctcctcctccagctccctccacttggcgctctcccttgggctattataaa
aacatcaggcccggcctgtgactgggactcgctgactcctcttcaatgatcatcccttggcaggagaggacc
accgctacagagggctgaggatgtcccctgtgggggtcgggagcggaaccaggcccggcctccgcccctgctctggag
gtctgtccatcccggggagcccggcccccaaccagagggtcccaggctcagaagcagaagggaccctcatcccca
gggcatccccgatcccagcaggagtctcctagtgtctgcctgggctctcctgcaaggaggctgctgcttcccaga
acatccagtctgggcccagccgaccccctgcagggggtcccagagagcgcctcctgaaacctgatctaccagaca
aacctgtcttctcagctcgtctccctcctgagtggtctcctccctcctgctgagggggctgagatcctcggcaccagga
agagaaggcgtccaggactcactgctgctccggcctagggcctgagctgggctctccaggcccagccccct
ggggcacacaacctggaatcgtccctccgctccagccggcctgctggtggggcaggcggggctcccagggtcctc
aggcagctgcagtccaaacctcccctgcccctcaccagctctgcccgtctcccgggggtgggggtggggagcgatga
accgctacagagggctcctgggggagcagcagaggaggtcccaaccagggggtccagcagggagcagcaggtg
gttgggatttggcaggaaaagggtggaaaggaaaggggaaagggtctccgatggattctcagctccccatggattt
ctcagcccctcgtgagagccacggcgcctggggactggaagtgtgggtccgaggcccagctcccaggtttgtctga
gcatagatgcccctgcttccagggggactcgggcccctctgcccagggtcaacttgtacccaaggcggctgaaat
acaactgaaaattcagcagggcctcagggaggtcgaacacactcagggcccactagacgggtcggggcagcagcctg
cagagcccctcccggctgtgccaaggccgtccacgctcaggggggcccactgcccgggtgtcttggcaacagt
ggcttgtccctgttccctgggggttggccagtgccagggtggggtccaaaagcagggctctgggctctgggactcacc
cccctgttggggcaggcagtggaaggcagggcccccaagagctgctcactcccgtcacctgtcctccctgggggtcta
gggtcgaaacctcctcggtgagcccctcctcctccatgggacctggagctggtccctgagcagcagctcccggcga
ggggcagggtgcgccccacctgggtgccaaggggaggcgacacctctcctcccctgggggtggcccagccttgccac
catgatctccaggcccggggctcagcccctcatgcctgggaacagaggctgctttacggggtagggccctggggcccc
cgagcctcccaggcagggcagcatctcggaaggagcctgggtgggttaattatggagcccggcctgacccggcctcc
ccgacccccaccagcagcctcctgggtgcggtcccaacacactcaggggcaagctgagcctgcccaggactggatga
atactcatgaggaataaaagggtgggcccgggttttgggtgggttcagccagtgacagaactaaaggggatggg
aaaagcgaataatgccaacaaaggcccccagctgtccccagcagcctcggctcctgcccactagctgcccagcctctc
ccgctcgggtccacgctgcggggcgccacgacctgacccctcccctggggcggcccagatccatgcctcgtcccacg
ggacaccagttcccctggcgtgtgcagacccccggcgccctaccatgctgtacgctcgggtaaccccgacggcactcgc
cacggtaggtgtgacggcccttcatagggatctctcggggacttggcgggggttttggctgcaagtgtagggtcaga
ggggcatccctctgcccctcctcggcctgggagctgctgcccagttggggtagcagaggtaggaagggaaggcgttg
aggggctagaggcagggtcccaggcatggaggcagaagcagatcgggctccaaacagcctgtgcccacctgtggcaggg
accgcagcccaggaggaggcggggtccatggcagggggggtgctggtgttctgcccctgctgctcgggggtctctg
atgctccctggcttggggctggcggctgggtccaggctcagagttccagagctgcccctgcccctgcccagctgcccag
gagctcagtgccacctagaagtcactcttggctcctgggtctggggtggaagctgcccccgcccctcatcagggaatttg
ctcatttgacagcagtggcagacggtgcttctgtcagccccaggggtctctcgggtgtgggtctgagctccagggg
caggacctgtggcaacctgggcttgaggcctctgcccaccccggcccctgagtgaggctgctggctggaaaggggg
aggaagggtctgcagctgtgggtggccccctgcagcctgagcctggggacctggcctcactccagacttgccagg
tcccctggggcaggcagggaccagctgctaattgagaaggtggaaggctcggcaccagctgctccacgtggggcgggt
cccctcccagggaagcagcagctgggacctgggtacctgtgcccacagggaaactcagccatgggagggggcag
ggggagataggcaggtccaagtgcaccggaagctctgctggcactgggatgtagaggcccaaagatctgggacggga
ggccttgggagcgtgggctcccaggcaggtgtgaccaggggtgtgtgtgacagcgatgtgtgtgagcgtgcacatcaa
tgtcatgtggcgggtgggtatgggtgtgcgtgcatgtgtgtgtctaagcgtggatgtgcatgcaatacggaggcgag
gatagtgtgcagatgtgtgtgtatgtatgggtgtgtgtacaggctggtgtgtgtgtatgtacacggttggcctgt
gtgtgtgtgtgtgtgtacgtgtgagcagatggtaactgcagggtgtgattgtgtgat ttgggtgggtagggtgctcagct

gtgtccgtatgtgtgttgcgatggatacatggatgtctgtgcttagctgtgtgttcccaggaagggctttgagaag
agaggcagtggtgtgtgtggcccagaggggtgggtgaggggtgtgggtgaccccagcccccagccctgtccagatgctgg
gtccatgactcgagctctggcggcaccaatggcctctccacacgcctgcgtgatcttttatctgaaacccagtgctgg
gactgtagcccagagcgtggaaacggctacatcagggatgggggtgtccctctctcccttgctggctgttccccacttg
tgcattgatatacatgatccaccaacaacgttgctattagaaacgcacagcagggcctggggctctggggggctgcttg
tacccccagactctcccaggggtgtgtgagctgggaggggctatctcccggctgtggaccgctggaaacccaggggt
ggatccagaagcctcgggtggagaggcagtgctgcctggccagccgagaagcctggggacctgggggactctag
tacaatctttcccttgaatggagcagatgtccatctgtagactccctctcgggggactccaccaaggttgagtatg
tggttgcccagacgcattcccgggaggggtggggaggtggagccctgtgcctggcctgcagaccctcactgctg
caggagctgtgggtgtccactcggctgtgtgtgcccgggtgcctggggcgtcagcaatggccagctgtgcatcactgt
ttcttttttacaccaaggattactgtggttcgctcgttcatttgtccattcattcatcccatcagcaaggtttaactgg
gcaggtttgtgtgttaggctgagtgcccagggcaggttgagggcgtgcccagagccagccatgtctccagcccctct
tccctctcggggggaggtgggctaggctgggcccactaatggggcggagtggtagctcagtttccctgtttctgtgccc
agagagagtattcatgacctcacttactgcaggaaacgtatttttagagagaaaagtggtatttggcccacaggggttt
aaacccaaagtggagcaatagagttggtattggagtggggtttgtgagggcctgggtatttctatcaaaagcaacagt
agctgtctcgggaccgctggccagcctggccagcctggggtgacaggaacacccctggggctgggggctctgtcctc
ctgggcccagcaatggccccagcctggcacaggggtccaggtgtggggctgggggtctgtctctcgggcatctgcccag
ctgagctctttggtcagtgaagcgcctctctgagccctcagttctctctatgatgaggacaggtgttcaccctagctgtc
ggctgcccgggcccacatgggagcaccctgggtacttgctgcagatgggagcaggggggcccctggccctggagagctgccc
cctcagcccctctcagccactcagccactggccagccttgaccctctcctctgcaatcccagcccctcagctcagct
cctcctcccaaatcccaccatgcagcctcagcccctcctcccgaatcccagccctgcagcctcagcccctcctcc
cgcaatcccagccatgcagcctcagctcctcctcccacaatcccaccatgcagcctcagcccctcctcccgaatccc
cagcctgcagcctcagcccctcctcccgaatcccagccatgcagcctcagcccctcctcccgaatcccagccct
gcagcctcagcccctcctcccgaatcccagccatgcagcctcagcccctcctcccgaatcccagccctcagcccct
agcccctcctcccgaatcccagccctgcattctcagcccctcctcccgaatcccagccatgcagcctcagcccctc
ctcccgaatcccagcctgcagcctcagcccctcctcccgaatcccaccatgcagcctcagcccctcctcccgc
aatcccagccctgcagcctcagcccctcctcccacaatcccaccatgcagcctcagcccctcctcccgaatccc
gcaatcccagccctcagcccctcctcccgaatcccaccatgcagcctcagcccctcctcccgaatcccagccat
agcctcagcccctcctcccgaatcccagcctgcagcctcagcccctcctcccgaatcccagccatgcagcctcag
cccctcctcccgaatcccagccatgcagcctcagcccctcctcccgaatcccagcctgcagcctcagcccctcct
cccgaatcccagccatgcagcctcagcccctcctcccgaatcccagccatgcagcctcagcccctcctcccgaat
cccagcccctcagcccctcctcccgaatcccagccatgcagcctcagcccctcctcccgaatcccagccatccc
tgcagcctcagcccctcctcctgcaatcccagccatgcagcctcagcccctcctcccgaatcccagccatgcagcct
cagcccctcctcctgcaatcccagccatgcagcctcagaccctctcctcccacaatcccaccatgcagcctcagccc
tctcctgcaatcccagccatgcagcctcagcccctcctcctgcaatcccaccatgcattctcagcccctcctccc
caatcccagcccctcagcccctcctcctgcaatcccagccatgcagcctcagcccctcctcccgaatccc
ggccatgctcttcaactgcttcccacactgctccttccacatgggggagctggataatcctgtggtggctctggccaaaca
aggccacgtttctgagctctgcccctcccacggatcggggttgatcaatggccaaaccccaggggtggacacagagacatta
cccactctgcccctgtagcaaggaaggagcagtagggctggatgagtgggggcccctctagaagaggctgagcctgggaga
cgtcggagctgggtgctctaccaaaccaggagctcaccctgacttcccgaatgctccagttcaggccccttggccc
cccactcctcctggggcgcctgttcttcagctttagggctctcaggagggttagccagggtgatgggagacaccccctag
ctcctcctgcgcccctctctatggaggggctggagcctgtctcggcagggcctgggctgtgcaacccctgggctggcc
tgttcccaccccctcggccatggtgggcatccatgcgcttgcgggaaacgtggccaccccctgtgctgaggagcagca
cggacggatctggagcttggacaccccactcccgtcccgcctggagccagtgctccactgttccctgcagaag
tgaaacctctggggcaggttgggcccctccaggacagggctggggcggggggggaagccaatcagtgcaagcaggctg
tactaggcacctactctgtacgtggggctacggaaacaaagggacgcagctggcagacgttctgggagggcccccggct
gcagtgctggggatagaccacaggggggagggccaaggccagggcgcctgcagggctgggacgatccaggggaaatgg
ggcagcccgcggctcaggtggtaaccacacgcgtgggattctgggcaagatttgctgatgggtggatagagggaaag
gggtgggggagaccccaggtttttctgcccctgagattgggtagaactgcagcagagcaggggtgaaaaacgcgcggctg
cgtggctgtgttggagatgcccggcagccattgcatagctgagaaggagccgcagtgcaagggaggaggaagagagca
gcagttcccaaaagcccctaggggaggggtttccagtggtcctggggcctgaaaagtgtgaccacctgggtggctcagt
cctgtgtgcatcagaggaaggtgggtgggtgtgtgtcaggcttagggtggagttagaaggtgaccttagaggaagagcag
gggaggtatccagaaagatgctgagggttccatttgacccttgcaggaggctctgctgctccccaggcaggaaggc
cggcagggtctggatgtgaggtgggttaaggagttggggccacactggcaggagcggccatgtggacactcagttgctg
gtgtgggcaggcaggctgtggagacgacctatgggagtcctgcacatgggcacttacagtccaggctctgggggatc
tgcacggagggcaggagagacagcggctggagctgagcactgggcaactacgacatccgagacaccaagcagaggggga
gatgcaagggggcagcctgggaggccaggaggaagcagagggctggctgggagaaacagaaaagggactgggcttggca
accagaggctgctgagtcccacgggttggagagggcagggcccaactgggaatggctcatgggatgtgctgagcagtg
gccaaaggagcccctcagcactctcccaggccttggtgtctatgaaagaccccagagcagcgggtggggctcaagcctgct
ggggcaggggagggcaggtgtcctaactggagctcagggtatcagaggacaccccactcaccggcctgctgtgct
ctagtcaacgcccgcctcggccccctgccaccctcggccagctgctatttctgctcctttggtctctgccccatt
ggacctccccccagtcaccagcctaataggacctcaacttgctaaacccaaactaaacttacttcccctgagagggg
atggtgccgtgtctcagccagcaggaatccactctcgcctttgctcaggccagagccctggaggcactctccatgcc
tgaggtcctgtgaatcctgcccgaatgtgcccggggcccctggggggccaccctcgacccccggcccacgtcgca

ccccggggccccacttcgaccccactgctcagatacatctcacaattgctgcttttgcctgacgcggccctggtttctca
acaccggagccagaggggagcgtcttcgacccccggcgtctctgctcagctccgaccacctctcccgtatccccctg
ggctccgtctctccctgcacagccctcggccctctctggctgcaggtctctgcctgctgggtcccagcctgga
aacccccagggccccaccacaatccctggggcagatcttcccttccctgcagggcccgctcaccttttccggagccc
tccctgctggacgccagccctggccctgtgctggctctgtgtttctgagaccacttttgatcccagccctgca
cgcttgctggctgggttggttactgtcgtcagcatggagggccggggtcgtgctcgtgcgggctgccatcttccctgc
acctgggaggggtgctaggatgtcaagcctaggaaatgggtgtgaagaggagacctgctttgcaggagctgaccaagg
ccagtgcactgggggggaccatccgtcactccctgagcccaactaactggggaggggacaggcagagcggggctgggtga
ttcctgagcaagcatgctgctgtctctctggctctggggctctgccctctgctcagtgaggccccacagccgtcct
ggaccgcctctccacctttgggctcctgctccaatgtccgtctatcaccgaggggccatcggagggtggcagccccgt
gactgctccccctccctgtacccctgcactgcactgtcataaattcaagtctcggctcagccaccatctcggctc
agccactaatgtgtgctggaagggtgtccaggaagcctcctgccaagcatctgtcagtgctccagacagcaggaggctg
ttacaggtggcgctgattcacatctgcaggacaggtggatggatgggcagacagatgggcaggggcatgtgtgcaag
gacacaggtgtcagggctgacacctgggttgggctctgggggtgctggcagcaggggtccggagaggggagagaagcgt
gtgtgagctgtgcttccccctcgtcttccgggcaactcggcattctgggtgggagggcctggaaccagccgtttcca
gggtggttaataaagctgtgcaatcctgttggccactcctgctcattaggcagcagcagggcctgtaggggataca
gcctggataccccactggggcctcccgcagacactcaggggtccagggtgccccctcgccacaaactggaagggaggggc
tgggtggggcagccctctggaggaggcctctcaggggagggtgggctttgagcgggatccgggagggcagggggcagaagc
tgagggagctggagaagggtctgggggagggagggcggcaccgctgagtggaactccggggcgggttagcaggtggaagg
cagtgagggttgaggagagggtggggcgaggcccttgaccactccagcagccacagtgggcggctcaaatgtggag
gccccgggggcaaccaggctaccctggagtcatctgaagtcacctgggctgtggagggacatgcatctgcaaggcccc
catgtggcgttaagcacagagtgggtgctgcagacgggtcagccgctgcgggacaggtgcaggcaggtatgacagcgt
ggcctgggctcgcagctcctgcagacacacgtctggggactgctcctggggcgcttttctccggtgtgaggtgtgg
aaagttcccatggcctggcagggatggggcagggcctcgcctcagcccccgggtgagagcaggggtctgtgggt
gagagcacaggggtgctgtgggtgagagcagagggtgctgtggaagagagcagagggtgctgtgtgcatgtcggga
gagggaggcttccccagccgcatgtcgaatctgttggcatttccattcgtttaatcacgggctccgggagatgct
gtgggaagtaccggcaggacggaggtcttgcctgggtgggatgggctctctcctccgaagccagggtccttgtcag
tcactccccctgggtgagggtggggcccaagttcagacatgcccacagagagatcaggaggtttgaggagccgcatc
tctcaaaaaaaccaacagctctggtctcaatattctccagggaaacgaggacacggacctctgttctacaagagctg
gggtcacagctcagagccccctgtccaggctggagggagaaggccaggaggccagagggaggccagctgagccctcagg
agactccaggcagggccccgatgccagactccagccctcaaacatgctgctctggaaacgtctgtcaggggcaacc
atgacacccctgggtgagggtggggcccaagttcagacatgcccacagagagatcaggaggtttgaggagccgcatc
tagttgaacagaatgaatgagagtggggataaatgcccgggcggggagcagggtgctcggggcgggggagggagctg
agaggtgacagggagcggaggaggcggagggtggagctggggagggggccagcggggcgtcaggatctcagctgacatccc
tactacgcttttccagctgctccctctctgactcggatcctaagtgattaggatcagaggaatctctgtttccaaga
gaaggggagctgcatggccagacccgctgggctcggggccaggtctcctgactcctccgcaagccagggccccaaga
ggccccactctgggagctgctcggcctcagctccccaaagatgggggtccctcgggaaagctgttattgtctctaccg
ggcaggagctccgtcttccagcctctgcactgtggagacaaaggttccgaatgagcatttgtgcccccgccctccc
caccacccctgccaggcccaatgacgggaccaggtgcactgtgcttccccgctcacatctcctccgctggaggaggt
cagccaaaacccgtggcctttggagatgtggccagagctcattgtgaattttgctggcaggtttctgtgtcatttcc
actaaaaaacctccgttccgttccgttccgttccgttccgttccgttccgttccgttccgttccgttccgttccgttcc
cttgccttgcattgtgtcttaaatatcctaggctctgataaaaaggcactgtggataccgggaagcagagaggagtgga
taggggggaacaggggacacaacttgaaaaagatttatttccccactcactgttaaaaaaaatcactcaaatgccccac
gctgtfaatccccactttgggaggtgaggtgggcagatcacctgaggtcaggagttcgagaccagcctggccaac
atggtgaaaaccccgctctcactaaaaatacaaaaattagcgtctgtaatccagctcactggggaggtgagggcaaga
taactcgtctgaaccagggaggtggaagtgcagtgagccagatccccaccactgcactccagcctgggcgacacagtg
agactcgtctcaaaaaaaaaaaaaaagtcacttgagacgggtttacacattttaaacagtcaacaggtgcaatgggaaatc
ttttaaaaaaaaaaccacaaaatccaacttaactgaaatagaacagaaacccatgcccggggaggggtgatgatggggcca
gctccccctcagctcctggcgggtgaggacaagaggtcttcaaggggctgtccccgcccctccacattctgaggaagg
cagcctggaacctgggcactgtctgggcttggggctgtggcagacatggcgggcagtgccacaccgctggcacttccc
ccagttggatggcccgctggatttcagggtctgtttcaatccaaccaagagtttctgagcgtcctgtcgtactgggt
atctggacacctcgggggaacaggagagaccccgaccctgtgagcactgcccccgagagcacctgctctccccatc
cgtccctgtgcccagggccttagcgactgctcctcgcgtagtgaaatctggattcccgctccctgttccctcggcggagcct
gcccagccgtcgttccctcctggctgggttttgggccaaggcgtggagggtcagctcgtgcagtgggagcttccctgga
cattggttccaggagggctcccgggagaggtcactccgatgaaaggtcagggtaccatacttctggacctctga
tcccccaaccatcctcagaagtcaccggttgatttctttttgggtttttttcagacagagcttctgtctgtcaccaca
ggctggagtgctgtggcgtgatctcagctcactgcaacctctgctccccgggttcaagcaattctccttgcctcactcct
ccccagtagctgggattacaggtgcccaccaccagccagctaaattttttttgtagtttttagtagagacgggggttt
caccatattggttagccagctctgaaactccggaacctcaggtgatccggcctgctcgtcctccaaattgtggggatg
acaggcatgagccaccagcctggccagtaactgttgatttcaatccccactctgcagatgagaacacgaacactgag
gaggtggagcagtgggccaggttacacaggtggagctgagacttggcccaggactcctgacctcagaccctgcttg
gccccccaggtcctgggaggtctctcctgcccctctcctggatgggcagagaggcctgggtttccaggatggtggcgt
aggggcatcagtagaccagaagaacctgctgtctgggatgggcagccctggccaccacttccctgcccaccttgtgg
gaacccccagacctcagccatcaccgtcccagcttggccagcggtagatgctgggtgcttggatgggggtgtccagcc

agtgggatggggcttcagggtgggctgagctctggcctccccacactgctcctctctgctctcagacaggcaggcc
agggggcaggcgggacccctccacagcctcctggaggggggccagctactgggtggcctctcagctctctgaccctca
ttttggagcaaggtcactggcctgctgccaccccaggggcatgggtggatcaaacagtgaggctcgggaactgtgt
gatccctgtgactggccaggcgagagagcagccccatccacactgcctgctgcccacaccccagccccagcccc
agccccagcccagagctaatctccagcacagggtgcacccaggaggtccccaaaccatccgcaggaggagagatga
ggcctcctgggtgggtgctggtgggggctgcagtatctccctggcagagcactcctgccccgcaacaaggccctggggc
cccagcagggctggcgtccgcggcctggaggtggcgggaaggcccccctggcctctctggctccgcgcactc
cttgggtcaggccagggagccctgcacacacatgttagccttggggcgcgcggggcggtgctcctaatagcc
cactatctggggagctctgttgaaagcaaaaacaaacaaaagtctgggtgtgcccgggttctccccgtggctt
ccgggggcccctctggtgtggggagaccccgggctcctgtgcaggcctgtgttaggttcagggttccccgttccagcag
cttgacccccagggcaggagccaggccccagggaagctcctgcccaggcaggaagcgaagggaagaccagagtcc
ccgagccaggctggggggcttgtggaggatgctggggcttaaggggagggtcagagaccagaaagccccctca
cactcccagatgctgcttcccagctgcattcataactgcagctgcaaaagcctctgccaccccactgggggtgtgaca
ggggcggtgaccaagggcaggccagcgtgcaggagagaggtcccctggaagcaggaggagaggacagcgtcccctg
ggcagaggacagggccagtaccctggggaggaggggcttcagaggccccaccccgtgctactgagcctgaggatg
agaggggacagggagggcgaatcggggcccctgaggaagccctgctagggaagccctgctaggggaggtgggt
ggccacagaggaccgacagagggttcaggcctgctgtccggacacttgtccactaataggttccccgtgg
ggcgcctgcccgaagggcccctggctcactcccgcctggctgtgctaggcgcagagatcctatcagctcttctcctct
gctcaatgactaatccttggcaccttctcagatcatacaagaatgtggacaagttaaaatagaacacgttgtc
gtgggtctgcatcctgcttctccaaaacaggggagcctgggcttttggccccactggctgttccctcaggatg
gagcagggtagggtggggcagggggacccctggagcctggccttgctgtcactcagctgagaagcctcagctgg
gcagcccttgagccccgggatgttcttgcccgggggactcaaatgagtcaggaaaggggaagtctgtcatcctgagg
ccatccccggggcccaaaacagggaagaacttccaggaaggccaccgctggtcacctggaagagagaggccaccagc
agaggggagggtggggcaggctggcaccccgtaccgggtgaggggaggggcccggctcagctccaactcactcctggg
cagctggactggggagggcagcctctgcattccctgttctgttctgttctgcccagctcgtctgtcagcgagccttcaag
cagccacgctgtaaataggagcacggactgagggtgtcggcctccgagcctgtgtgtaatctgcttttctagttagcc
gcatcaaaaagggtggaaaggagctggcggaagtatttaattatttctgtatccaccgtaactgtgactgtttca
gctgtaatacagtaggaaatgggtgagcaggggttctcaatctcttctcgtgggctcctgagccttggaatcgggtgcg
ctcacacactgggctcagggtcctccacattccacacacccccaccctgtgtggccagtgggccaccgtatccagggtc
ctcgtgggttcacagtccagtagggagacagaagcctagggggacatgcccagcctgcccctccgggagaatggttaga
aagatgctcaaacgggtgacgaaagagaaacacctgaggcctggggcctgctcctgcccctgtggccagggtgaccc
ctcggaacagtgacctctgagcccggaacagggctcctctgctcttatggccagaccagaagtgcaggctccaggaa
ggcctggggcccctggctcgtaaagcaggtctcagacacctcagaggcctctgggcccctcggtaggaggtctgggagccgg
ggactctggggcggggcctgggctgtgcccagagcctggcactgcccctgtgccccccaccatcaccacacccctcc
catgtgtgtagctgaggcagggtccatcctctgtgcccagaagcctactggcagctccgcccgtgcccagggtgacacc
caaccagacaccagcagtagcagggagtagcaggttctcaatcttctctgagggggcagtggtcctgagaccagcc
cctcacaatagcccaggagccaggagaggcgagggtcacccttcccgggatgtatattttgtttctgttttttgaga
caagctcttgccctgtctcccaggctggaggggcagtggtgctgactctggctctctgcccctctcagattcctgggctca
agagatcctcccctctgccccccagaatgctgggattacggggcgtccccccgtgagtttttaagctggcaccatg
gcttatccacgtggcagcgtgtggagcttctctgctcttatggccgaggaagaggccactgtcagacacacactgtt
tctttatccatttgccatccagtgaaccctgggctcctgggaaggacctgtggtgcaggaagttagggagggtgtggg
gagcgcgacagaccaggaaggaggtgcagtggtgcccggagaggtgggcaggggcccctgctgcccaggggtcccctt
cactgggtgggtgggctcccaggttgacagctcacagccagcttaaggtgcccagatgagggcagcttcagcccaggc
ctcgtgtagccacctgacgtggagccagggccggcctgcacaggctcagggcctgctgcccctgggctgctggtg
cctgggctggagcacaaggggagaggcctgcccggccttgggtggcctgggaacagtggtgaggtcctggtgagc
agcagctcccctgctcctgcccctccggcattcccgggctgagctgcccacagctggactgcactcagtgaggagcctc
agtagaggactcagagaggacgcaaacctctggactgcctggcgtccttctccattggaatgctggaggggccggggga
tgcccctcctcagggaccctcagtgagatgtgtgctcctaggacctgcagagccgagggctctgggtcactaaaccca
accacctctgagggaaggctgagggtgaggaaggggctgagcctgggagtcggggcagggcccctgcaccctcctg
tgcccgcagtgcacgttttgttttggatggagggggcaggcctggggagggaagagtgtgctcacagcacacca
cagcttctctaaagaggggacacagggcagaatgaccccggcccccggcccggcctccgctggctctgcccctt
ctgcccctgcaatcccagttcacggtctgggggtctcagcctgcaacctgtctgactgctggtagcctttgtgcccgtctg
ctggggcccctagatcactgggtcaatcgtttcccagcccatagctcagtttctctcctgtaaaaatggggacaa
tcatggtgcccacccgaggcctggggagaggggttaatagggacaatcacgggtgcccggccagggcccgggagggggg
taatagggacaatcacgggtgcccggcggcagggcccggggaggggggtaataaggacaatcacgggtgcccggccgagggcc
cggggagaggggttaataaggacaatcacgggtgcccggcggcagggcccgggagaggggggtaaaggcatttgttgct
tgagcctcgggggtcacagggaaagcgtgtttatacatgtgcagctctcctccagcaccgctcctggatttggaa
gagggtcttctcagcagcccacaaagttaggtctgcccctgcccctgattctgagacatcagggccagaccagcacc
ctcccctcagctggggcctccttaagctcctggcagaggtgatccatgctggggctcccggggcggccagacagctgg
cgcaggggacacaccacagggttctcgttccctgggtgtgtgctcctggcgggggagctgcccggggaggggctaacg
agagaaccccgggcccagggggcagcaggggtgaggcttgcccggcccctgagcgtggagcggccttccagtcggggt
gaggcgttccagcagagatgaggccgcccactgggaaaatggggctcagccattgaaacagcagttccacctatcc
caccacctagaggccagaccctagttagagcccggatcgggtctccagcaccctcaggggacaccacgcacccaagccc
aggtgtgcgcacccctgcactcagggcccacttgtgcccagcccaccctccccactgcctggctcctggggctggatc

tccccactttgagctgtgaggtccagaccccgatgcccgcggagggtacagtgaagcccggtggtggcgcacagggcct
gggagcctccccacccgacgcctccccccaggtgtgagagagctctattccgcctcatcaacgggtgggtggatcc
ccagaaaccctggcacccgggaggctgatggaggggaggggaggggtgaatagtcaagttatcccacgaaagtagtgg
cctgttgggatgggggagagaccgggggaaatattgggatgactggagccgctggcccttaaggctcctgtaacag
gacacctcctagacgggacaggaagactgactgtgtgtgtttccccctccccctccccctccccctccccctcc
TTCAATCTGCTGAGCAGCACCATGGACCAGATGAGCAGCCGCGGGCTCGGCCAGCCCCTACACCCAGAGCAGCC
GCCAGCGTGCCACCCACTCGCCCTACGCACAACCCAGCTCCACCTTCGACACCATGTCGCGGGCCTGTCATCCCC
TCCAACACCGACTACCCCGGACCCCACTTTGAGGTCACTTTCCAGCAGTCCAGCACGGCCAAGTCCAGCCACTGG
ACGgtgaggtccccctagtcctgagggctgccccctgccccctgccccctggagagggaggtgctgcttccccgcac
ctcaagaggtctgagctcgccccactgtctgctcgggggtccccactggccccggccagggagagcatcgggcaggag
gccccctcaggggccccgactctgggtgtgcccccctctagacgtgagtgccagagccagtcagcctccaaagg
gccacagaggggacggacttggcctgctgggtgagatctctccaagactggccagcgggtccccatgctcaggtgg
gatctttgggttgaaatcctgtcctggacagaggcaagggctctgctgccaagagtgtctgtccgagacagggccac
agccctagggtctgcagaacctgctcctccaggcagcgagacgcatctgccccgggtgggtggattgggcttctgtggc
actgtctctggagtgctatttccaggaattggcatgcaccaagggagatgggggtggaaccacagctgccaagggtcagg
tccccctcaggggcccccctggagacagactggcccaagggatcttgctaatctgataaactcagctcggctgaca
aggccagctcctcgagccaggccacctgctcagggtttgagttgagctaacctctgaccccaaccaacaacgcacag
ggctgactccatcactgctcccccttttacagccaagggaggtgaggctcggggagggaagtgggtcgccccagagtct
gctcatagtaagtgggggagccacctctgcatctgtatctctaaccactgagctgccccctgcccagacagctcagggg
gagggctctgctcaggaggggcaaggtgaaggtctgactgccccagccagggagtgaggggcagcggagggctggggcgg
gaaaagcagcccccaagagccctccgggtctccccctctgcaaccgagggagggggcaagtgagccctgctgggcaacca
ggccatggctcagggaggggctctatgggacaatgttgggtccggccccactgggcagcgtccccctccccacagggcc
ccgctccccgggcaacagctcagtgctggccccctgaagtccatgcaagggggcgccatccccccccctgtcgggag
tggctgagcaaggggccccctcaggttttccgcttaagaagggggtccccactgccccctgctggcaatagctcgggttt
ccccgctcctggagggccgagggggcagggcgagcctaaggtagactgtcaggtctgcaaggtagccggacagctcct
gccccctggtctggggctcgggttccaggccccgccccccccactcgggttgttctgatctcactccagccac
gggtccccccagctgctgggtcgggctaaagagaaggtcagcccgactcgtggttgatgggagggggctctgt
gggctgttgggtcagggggagaggaacctggcactcctccggggctccccactccatctggcagccaatgcccagcc
ccagtgctaacacccccgtttctccatttggaaatctactcctccacgcaaccttactgcaagatggagataaggatggg
aagacctgcccagggctgtggccagcagcgggtgcttagctcgcagcagggagggcccatgctgttctaatgttgggtgg
gggtgctggcctgggctccccaaatgagtggttccgtggcagctgcaacctgctgtggggcaagggggaccagggct
atccccccccacttggaggtctgaagccaggtcagaaaggggtccccactccacctgcacacctccagcagca
ggagcctcaccactgcttctctcccactcaggtctgtgctcaagtccaactctctcccccttaaggacactgacct
cctgccccgggtttatgatgctggtgggtttctggagagtgctcctcggagtcctggcagggcagcttgtgggagctc
tgcctccccctccatccatggtctgaggatgctgatgggggtctccacctgcttggaaatgcaactgcatgtggtctgagc
tgactctccggaagggagggagcaacccccctcctggctccccatccccatccccatccccatccccatccccatcccc
tgccaggtgtgtggcatcaggttcaagggacttcatgggttttgtctcaactgcttctcctgcaggacgggggtggcct
tgccccctgtgggatgggctggtctgctcagaccaggcatccccgggctgggtcagctgcccagcggggaggggaaagtgt
gccccctgtgggatgggctggtctgctcagaccaggcatccccgggctgggtcagctgcccagcggggaggggaaagtgt
gggtggggtgggcaaaacattgataatgagatttttggcacctcagctctctggggccagaaacccccctccaccagggcttc
ttccttgcccagggaggggacagcaagtggtcggctcacagtgcaaacggggccgccccgggacgcccccttgctccc
agctctgggggtccccacctgcccgggtgctgcccagccctgctgctgcttgcgtcggcctctgcaacctgactcct
ggggctccccgcaacccagcgggctggtaactgatagataatttctcaagtaacaagttccacttggctgc
cgccccctcttctccccgatcaggaaaaaacacctcaccagcccccaagtgaccacagatcagacctcagatctcctt
gggcaactgagaggtctggaggtcggggttccaggtctgtgcatatggtgcatacacacgcatgtgcacacacacag
acacagcaacctccccatgcatgcacacacgtggatcacaaagtaacctatgcacacgcagacacatgtaaacacac
agggatgctgttacatgcacagggcctccccctcactcctggcaggggttctagtactccccccccatggaaacccagg
aggaggagggagggaggtcgtgggttaaccgagcagccagaggaaggatttgggttagccacgagaggttaaccagtg
ccagtgacaggggaaggccggcatttgggtgagagggaccccctgcatggtgagaggggtggagctggcgtctgctggggt
ccccatcccagagctgccccgtgagcacttctgctcgcgccctctgcccctggcatcctcacctgcaagagagggtatg
gccccagccatgggtggggcaaaaggagctggctctgggactcttaggtcagggcaggggtacccccgggagcgtc
cacacacgctgagctctgagtgacgtgctgatgggtgacaccagtgccccctctcccagttcaacacacctctgtgggacag
ctgtgggctcagagtggtgggacagctctctgcaagggcatagctgacctggcctctgagccccctgctggccactcctgtc
ctgggagccccctgcaggttggcagtggtgtggacagctggtcccagggccccctcggggcagagaatgaacaggagttc
ctctagctgcagaacagcccgacggagctgggcatcggatgctgtgacacccccggctcagccgtctgccccagctc
agcctcatcaggggaaggtggctgctctgggtgttgggaagtttggggacggggctctgaggtcaggcaagaaggcag
tggtgggttggaaagccctggcccagcagcagcatctgtgggcaacctcagggcatgctgagtgacaccccaacagcccc
cagggcaggtgcatggcaggatgggtgaggacacacacaggtgcgagggccagctgccccagcatcctccagacag
aaagatggccccggacacagccccctgagtgccccctcagctgctctcagactcagcgtgtgtgtgtgctgagcgtgtg
tatgtgtgtgtgtgtgtgtgtgtgctgctgagcagctgtgcacacatgttgtcttaggggagagctggctccacgggtagg
aaagccccctgcccaggggacatattggaaggacggccaggggaagcacaagggctctgcaacgggtatcctgggggaga
atgaggctgagtaaacctaatgggtctggagcaacctccccagcgcctcggaggcttgcaagcagggagaataatagc
ggaggtgtccccaacgcatcatgggtatcaatgcaattatcaaaaagtttatggaatgcatgagtggaataataacct

tttactggccaccagaagcaattatgtgctgaagctgaggggaagagtcttaacaatgtttattgtggagatgaaac
gtggattataggggaaacaagagtacttagggcgaaattgacagcaatgctgatcatgtggcgagggatctgca
gcagggacggagctccagcagggcctgctctggctgtgggtcagcgccctgggggctcgtggcccagcgggggtgggt
ctctctcttcaactttctgggacagccagggaaactcaactcttggccctggaggtcacagaactagccttggaggc
cccaagtgaggtggggagggcccagctctgagaccctgggtctgctgcccaccaccactgctggttcttggag
gagacaggaggagaacccttgggggacaggttcccttccaaggatgagactgttgggggagagggatgatcca
atttacgttttaggaagaatcatctatctttaggactcttccagtttggggacagccctgtggaccagcagctg
tgattagtgcgttggcagcagcatggccctatgtgacgggcctcccactcccattttagagatgaggaaactg
aggctccagagggcacaccagggcacctgtcagcagagggcagagccggacctggcccagcagccagcccctaa
ccttgccttgcagcccgctggtgcccaccocggcccctacaggtccctggacaggtcccacagcagccctgc
cccctgcccaccctctgctccagctctgtggggcaggtccctgtgacctcagggccccaggggaaccagtgata
aggaggtgctgacacctcagagggacctgacctgtccctaggggagaagaagccttggaccgaatgggggtgtgggggagc
ccaggtctaccttggccccctgagccctccactgctgtctgcccagtgatcaaacctgggactgggggtggagct
gtccctgtctgcttctactgcttgggttttgttgacaaaggaaaatccctcaagaacgcttctactggagtgctccg
aggctggcagcctcatggggcagaaagccagggcagctgggtggggacgggctctcctggtgctcctgcccct
ctgcttcaaccctcccaggcctggcctcactgcaactccctgtagcagggggaagagaggcccacaggggag
ggcctgcccaggttctcctggaccaggtgctgacccaaagatcggtcgtaggtgacctggacctggcgctgtg
gactcggggcaaggtggggggctcagctgggcagtgagtagtttctgcttccgggtctgggtgggttcttgcaccca
ggccagtggtcacttctgggtttctgagattccaaaagttgaaagccagggacctggagaccgggaacctggaggc
ccagcccctgctctgggtagagaagcccctgagcagctccagacctctgtcccttctccgagggacctcaggaag
aggggacagacaattccaggggtgcccggctgggaaagaaaagcatctctctgacctccagggcagcagcgtgaggc
tcagagattacgtggcgccgaggtgggtgtccaagccaggggttacgatggggctgcagaggccgtgagcggaaaca
gggcattttaggggcagaaagacccttttgggagaaggtaacagcactccaggtctcagttagggcagaagctcagagcca
tggggaaaccgacagggggatcactaaagcccagagccaccacaggggtgcaaacccaccctcccagcactg
ccactggagcagggcaccagctccttgacctggcgctgggggagacaccactctctgacggggtcagagattcggtg
gcaaaaattctccttccccaggtattcaatgaagatttacaagtttagcaaaaacctagattctagccaactatt
accttaaaagctgaagagggaccaccacccttgcacagcttactccctcctccgctgtctccggcaccctcca
gctgctgccaattccagcccccaggtgtcccaggaagctgtggccagagactccgggactgtcctgtgagcagagg
gcaccctgaccccaggcacccttccaatcccacagctgcaaaagccgggctcaaaagcctgggttaactcctgg
cttctcctcaaaagccaccagtcaggggtgggggtgaggatgggtggggcagaaggtgggtggggctcctcccagggt
taaggggcccctctctgacgtgagcagagcagggcctgttgccagcctgctggggcccctcgtgggacagctccagggcct
ggcccacagctcccctagctaggctccttgcagagggccggaggagaggccaggtactggcaacggggcccctccagctg
gcctgtgcaaaaagcaagttgcccggcagaggaccctcagtgaaatcccacagctgcaaaagccgggctcaaaagcctgggttaactcctga
tgaacactctgtgtctcagagcggaggggacgctgctgggtgggcatccggggcccctctgcaagcccagcttttgt
ctctgccgacccagggcactgcccctgcccaccctctgtcccacagggcccagatggggtaacctgggtcctgggaaata
gagcagatggagttcctgcccctgcccggcagctcatccttcccgggctggggcagagtgacagtgatagtagcag
ccacaggtgcaaacgagcagctcagtgaaatcccacagctgcaaaagccgggctggggactggggcctgcaacaca
cagcatctcggcagcaaaagtgagggtggagctgtccaggtgggccaaccaatcccagccagacacaagggcagctg
tgtgagctcagctctctattgtccatggagaccctcccagcagggaccagggcaggtgagggcccctgctgtggttc
cccttacccttaaggggcttaagtccagccacggggtaagaagccctgctcccactgacacctctgtagtagcctct
ttctggaaaccgggggtgacgctctctgagtgcccagctccttggaaaccaggggtgacgectctcagtgccctct
cctggaaaccaggggtgcttaaggcgggtctctgcccagaccccagggcccagggaccaggtcaagcccagc
agtgaacaaagggctggggagatggagcttgggggtcagacagctatgggtctgggtgctgggtccaccocagcttagcagg
caggttgggtcactaaacggagtgacagtgccctcagggccaaaggtcaggtgagggcccctggcaggggagc
gcaccagtgggcaagtgatgtggccatgaggggtggacccaggtgcccattccctggcagggtggacagcactcactgt
ctcccaggtctccacacccaagaggcagacacctggggcaaacgctgcccctgacagcctcccacaactaggccc
tcttatctcctctgcccctgcccctcctctctactggaccocctgggcccctcactatgcaactggagacaagggacca
agctctatcctgggctcagcaatacctgcttcccctcccctaccocgatcatagcccaggtggagatcccctagaggca
gcccgtgcatgggacagagatcgagcaggtccagctcctgtggtctgggtgcaactcagtgctcccagggagccgct
ttccaggccgttgagagttcccctgtggtcctgctcactgtttaggacatgggtcaaggtcgtgggtggggcagac
tgcccagctcctcaggggttcccacttggcccctggcctgcccctcccagtgagcagttcttgtccacagcctctgggg
ctctagcagggcctcctcagggctgaggatcgttggcatctgcagaggatgtttctgcccctggttcactcctca
gagctcctgggcccgggagcccggcctggccagcatgggggtggcagcagacacatctgtctcctgagccccccagc
caggagctcttccacagcagcctcttttcttgggcagcgtgggctggcactggctgtggcctcacagggcatctga
agctcgttgggcccctctcatctgcccggccatgggctgtggatgtcctgggtgagtgagccgtcactgcccagccat
gggagccccagcttaacaccaaaggtgttctgaaaacagggggcagatggccacatgtgtcctttcccctcccaggctag
tggcttcccctggggcagggagggaccagccctgtgacatcctgcccagggcctcctgacatctgtcagagccccagcctg
tgctcccagcagctctctgagggcgacagtgactgtgcaccagtgaggccacagcctcccacgaagggggctgtcac
caagggggcccctgtggctgcccactgaggataccttccctctcagagaaggagaaggggaccagggaggaccctaatc
cacaggtgttgacccctggctcaggtatgtgttttagggggtccatctgtgaaccacgaatttaattggaaaggggtc
tgtgctcagcccagggctttctagggagagggaagggccttggcagaggggtggcctcaagaggccg
taaccccagagaggagagatgaccccctaaacacacagacgcacacacaggaaggggaactggataaaagtggca
ataaaaaaaatcgtttaaaaaataaaagcccccactgagggcccctctccagaatctgttgcaacagattcaccca
cgctggttaacggattttgcccgtttgcaagatgctacagctcccaggaaaaatgacagacaagttatatacctctcc

gctgtcctcctgcccacacctgcccgtgccgggacccccagctgccggggagcgaggagcgggcaacaggaaat tagca
 gcccccgcctgcaccctcccctcaccacccccgcaccagcctgccaggcccaggggctcccagccaggccggggcca
 tgttgtactggggcgggggaggaggggaagggagggagggtcggagaggagccggcagcgtggggagggatggggcaca
 tggggcgtttgggcaaacctttcctgcaagcaggacgggtgcacgcaccctgggcaggcaagtcccaggccggtcgtgt
 caacagccgaagataaatacagattttatcagctcggaaatctgttgaaacacatccatctagcgggtctagggaaaggag
 aaggcaggagggggggcgagggggaagtgctccacgtgacctttcctatagaataggctcccacggagctcctcct
 cctcctgcccgttttcccacagggccaagcccaggcctgaagcctagaggcctgctggggagacaggaggaaggagctg
 ggggagcctggaagcctcctggggctcagccaccctctagaaggacctgagatctctcagggctccttcccctcctgtg
 gccacctgtgtcaccaccccccagatgctgccaggggcaggggacatcacagacatcctcccagggccaccagctcc
 ggcccggctgggacactgggggtccagttagtgccagggtgaggtctgccaggcatgtatgcccccaggccatgtgag
 cactgcactggggacacctgtggggaggagagccaggccagggacctgggtggccttactggccagaggggagggaga
 gtgctcacatcggcctgaggacaggggcctccttgctctccaccctgaggcctggggcctcctcggccactggcccagg
 tgaagacctgtccgttctagggcgctccacactccagtccagagcccccacttcccgggggtgggtgggtccggccgcg
 cctgcaccaggtaccagggacagctcccggcgcgccaaagctcctcccggggcggggcgggggcggggcaaccacagt
 gctcccgcgctggggccccaggacctccttgacagcgggagctccctcagacagtgacagagagcgggagcaagcactgg
 gccctcaccactctcgtagccctggcctgggaccggcccccagcagcctccagagcaaggaatgcccacttccc
 ctgccgggagaccagggggagtggggggggctcagcaggggcgtgtgagaggcctgctcctagggtccgaaatgg
 gagcactgtgtaccctgaggccagggcggggcgagctcagggtccgcagagggactatggcccggggggtgtggggcag
 gggcctaggggaggggctgacggggccaggcaggagctgtgaaacccctcacgctgttgagactccatggggctgtca
 gggagcagcggctgcccggggcctctgcccgcaggttgggtgcacccagagccttactccatctgtgtcccactggct
 gaggggccccaggccctcccctcccctgagtgctgggtcccttgggtggatctaatgacccccactcaggccat
 gggctgtggcactagggtggaagaagcctcgggggactcagcccggaaagggaaactgtagggaagcggggcctgtgt
 ggctccagcccccgcaaccaaacctcctcacctgggtgctgagaatgaggggagcagtagccactaacactgca
 agcactgtgtcccaggggacacgcagtgagtgagagaggggggggggggggggggggggggggggggggggggg
 agctgacgcagcaaaagccaaaactgcccaccacaggg
 ctctgacctgagcaaccggccgggggtctgttcaaggggggtctgcccggcctcctctgctctgtgggttccctag
 ggagcggctaggatggatggcatttgttgagtagcaccctgtgtacctcctctgctacacgttactgaggagagacga
 gggggacagagccaggtgctgaatcccagggggcctgtgtgctctgcacaagaggtgctccaatgctcagca
 atggggcagctgcctcagggtgcccctggcctgggagcggcctgggacacagggctgcccggccctggttctccc
 ctgctcggggcactggcagacaagagcctgccaccacctggcccctcctccttctgtcccacaccagcagatggag
 accagggcgtggtgtgtagcttcagggcaggcccttggccaagagaccagtgctggacacagggcactggcaagtgg
 gccaaagaccctcctgtctgagctcctgagggctccgagctccagagggtctgtgctgagactggagctgttccatgtg
 ctgagggcagggccactccctgcttcccaaggtgctgggggagcaaaagggggcatttgaatggtggggggcac
 tgtacatcagtggtccactccagggaaagcagactgaccccacaacaggagactgctgtacttcccgtgtgccca
 gcctgcagctccagacagtcaggggcaggcggcccgcaaggggggggggggggggggggggggggggggggggg
 ttttttctcttgggtg
 ccaggctggatgccaatggctcagctgcaacctccaccctccagagtcgaagcgtatccctcctcctcctcct
 gctcagcttctcgtagctgggactacagggcccccgcacccttgctggtaataatgtgttttggtagagaca
 ggggttaccacatattggccaggctgggtcgaactcctgacctcagctgcttggcctggccctcccagggtgctgggat
 tagggcgtgagccaccgcccctcagcccgtttcctgcttctaaacagcgcccagcctcccctgacgggctgtgcatga
 tggctcctctgtgttttaaacaggactggggatgggggttctgctcctaaggccctgtgcccaaggtgggggtcg
 caggcaggggagtgaggccactcggcctccaggggctccaggtggaagggggaccataggggggccagctcttgggt
 atccaatcccatcctgaggagcactgaaggaccccttccactgtcctccagcccccacaccaatggcagg
 gacagaccagcgttctggctgggtctcattcgggggacccaagtactcaccagagaggggagccgctcccactgcac
 aggaacaagggcactcagggtgccgggggaccaggcccaccacccaatggctccgagcctccgtcagctccatccc
 ctgtctcttctctt
 catgtcctctgagggccagagaggcagtagctgggtggccagtggggggtcaggggggtcagggccccctaaactcct
 tggc
 aaagggaaagactccactgcagcttccctgggtctgcccagtagctccctgtctctgacctcagtttccccaacgttc
 cacggggagtgccgatgggacattctccagggacacttgcggctcagtgacttgtagtctcagatcatcgggggctgg
 tgagggggcacagagggcatgggggtggcagcagaagtcaattctctgagcctgagactggggaatcctctgagccct
 ttggggagagagcatgaggactccagcaggtgaccaggagccagaagcttgggaaatcagccagcttggaaagtgggt
 ggacgcccctgcagcggcctcagcggggtcactttagaactctgagagccggcctgggtcctcagatggggcagcgg
 ggccctgtgagggcaaaagctggaggcctctgcaggggcgtgctcaggaaggggtgtatccagctcctctgcagcag
 ggccccgcagctccagacagacctatagctcctcagagtcccaagctggggatactggggctgtgagccagaggg
 gcccccagagtgggcaagaccaagccacacagctcggctgctcagacttgggtggccccagcaggagaggggtgtcagag
 tcaaccaggcctgtgaggccatgagaggccttcacacacccagagagctcctctatggaagctgfaatgatagtg
 gcaccagccatcacacattaacacttgtctctgtgcaaatgccagagaagcctagctcggctttaaacaagat
 caatgtgcaaacacacctctcaaaatgcccagctcagggacatggcttcccagggcctggctcccagccccggttc
 ccgcccctcctctccagcagcccctcttctgctcctcggccttcttgtcccctccataaacctaagcctctctg
 ctgactgccaccgaccactcacaccccctgctgtcatggagcccaatgaccgcgatggctgtggagtgggtgccagggca
 gctgtgctggatctacgcccctcaagggacagacactggagggtctcagcagaggggctgcttggggcagctctc
 tggggggtgtggaaggggacccatggggagagctggctcccaatggggggtggcctggacaggggtgagcttggga
 ccaactggtctcaccgctcctctcccactccagtTACTCCCGCTCTTGAAGAACTCTACTGCCAGATCGCCAAG
 ACATGCCCATCCAGATCAAGGTGTCCACCCCGCACCCCCAGGCACCGCCATCCGGCCATGCCTGTTTCAAGAAA

CGGAGCACGTGACCGACGTCGTGAAACGCTGCCCAACCACGAGCTCGGGAGGGACTTCAACGAAGgtgagggcccc
cagctcctctgcccacggtggcactttgcccagcattcccggacagcaagccgggggctgcccacttaactgggagagagtg
gggctgacacgatgggcttagccattcccctgaggggggctttcagtgccctccaccagccccatttcccagttctg
agtgggacctggggggggcccatgctcctgggcaagggccaagtggctctgggcaagagctgaggggacagggccttctgg
ggccccagagatcctatgagctcatagccccctcctccagtgctggctggcagggcctacgggctaccccaaggattagc
aggagaatcagggggcagagccactgggcaaggacccccagagcacaagggctgcccagctggcctgagcctcacctgg
aagcccacaggactgggcctggctggctcagttctgctgctgcatgcacctggcagagctgggggcccctctctgcaacctgg
cacagggtgggcaacctctcgcacctggcagggctgggcaacctctctccacctggcatggggctgggcaacctttc
ttccactggcatgggactgggcaacctctcgcactgacacagaggtgggcaacctggcatggggccgggcaacctctct
gcacctggcatggggctgggcaacctctttgcacctggcaggggtgggcaacctctgcaacctagcacagggagtgggcac
ctctctgcaacctggcaggggctgggcaacctctctgctgcccaggggctgggcaacctctgcatctggcatggggg
tgggcatctctgcaacctgacacgggggtgggcaacctctcgcacctggcagggctgggcaacctctctgcaacctggc
actgggctgggcaacctctgcaacctacaggggtgggcaacctcttgcagggtggcagagagctgggcaacctctctgctg
ggcaggggccccagcactctctgcaacctgacatggggctgggcaacctcttgaacctggcaggggctgggtacctct
ctgcaacctgacatggggctgggcaacctcttgaacctggcaggggctgggcaacctctctgcaacctagcacaggggtgg
gcacctctatgcaacctctgaaagtgtcgaacctccccggcagGACAGTCTGCTCCAGCCAGCCACCTCATCCGCGTG
GAAGGCAATAATCTCTCGCAGTATGTGGATGACCCTGTACCCGGCAGGCAGAGCGTCTGGTGCCCTATGAGCCACCA
CAGgttaggcaaggagccaggctgtgcccagggcctgcactgctgctacgggtcgggggaggggctccctgaggcag
ccccgtcctctcagttggctgactgcctgctgctcctgtggcagctgctcctcagggctcctctgctgataag
tctgtgctgggggctcctctcaccacaccccggccccactgtgcacctggcagactgtgctctgctcccacatccggctcggg
caactctcggggcctcagtgctcagctccatagtggggagtggtctcagecttgcctctggttggcccccaaac
tgggtcccggcctggggctcccagacacagggatttgggagatggggaggtccccgcccatttagacctggattggct
ggggcagaacaaaaccagcaacagcgcctgaagggggtggcaaatctacaagggggttgagggatggtggaaagact
cctagggcagggccaggggcccaggagaggtggcctgcaggaggtgagggctggtcagcaggggtggagagccgggaggg
ccccgctggcaacctgggtgggggggctcaggggagctggggggatagggctggaagggggagcaggagagggc
tgggggctttgacttttggcccaaaggcagcataagtttctgggacacaattctggagctgattggggcccaactgg
tgtgaaaggtctgggtaggggaaacagaggggttgaagttaactggggaggggtgggagaggggagaaaggaggtg
aggagtgggtaccaggccccagggggaaggcaggcaatggcagggctctggcctccctgtacctggtctgagagccag
gctccatgctgtagcccagccccagcctcccccaccaggtccccctcctgtagcagacccccaggacccccagactc
ctgtaccaggtctccaggtcctccacaagcctctaacctgtaccagggccccctcgcagctccccatcccaccatcct
ctaagagcagcccccttatgtcagcagaacccagggccccgggaggggctcccagaacccatgtcccacctcacctgcct
agggctcccaggaaggcagagctctatgcgccctgggctggcctggcgtgtagcagagctctgagaaaggccaagatt
tccccaaacccttaataagctttgtatttgtcccagggtgacatgaaaactgcccaatctgggtctggggcaactca
ttgatcaacgggttttgggttcatgggtgggagcagtggtcacgcctgtaatccaagcacttggggagggcaaggcggg
tggatcacttgaggttaggattcaagaccagcctggcccacagggcgaacccctgtctgtagtaaaaaacaacaagt
tagccagcctcgtgggcagtgctgtaatccagcactctgggagggctgagggcaagagaatcgctgaaacccgggag
gcccagtgctgtagcagcaagatcgcgccacttgcacctccagcctgggggacagagagagactccgtctcaaaaaaaaa
aaaaaaagagttttgggttcatgctcagctgtagtgcataatcccgggaaacagggagtgctggggggtgggttcgct
ggggacagcctctgggttccccttctgcccaggtgagcccgagcatgcaacacacagtagggccacaaaaatctgtgc
agggcagctcacaccagcagcagctgggctgacctccagcctgtgtcaggggagaaggttggggcaaacagagccaggg
actctgtcctcctctgagagcagagaccagctctgagcccctccagaaaccagaaccagccagctgtctggggctcag
tgatctcaatgaatgggtggctggatgggggtgagtggggtggatgggtggatggatgggggtgggtgggggtggatgaat
ggatggatgggttaggtagggtgggtggatggatggatggatggatggatggatggatggatggatggatggatggatggat
gggtgaatgggtgaatggatgggtgggtgggtagggatggatgaatagggtgggtagggatggatggggtgggtgggtgaatg
gatggatgggtgggtgggtgaatggatgggtgggttagagggatggtgaaatggatgggtgggttagagggatgggttagat
ggggtgggtggatggatggatggatggatgtagctgatattgtgaaatggatgagtggggtggatggatggatggatggat
tagataataaaatgggggagttggatggatggatggggtgggggggtggatggatggatggatggatggatggatggatg
gatggggtgggtgtgggggggtggatattgtgggtgggtgagtgagtgatggatggatggatggatggatggatggatggat
ggattgactgatatgaaatggatgggtgggtgaatggatgggtggatggatggatggatggatggatggatggatggatgga
tggatggggtggatgggtggatggatggatggatggatgggtggatggatggggtgggtggggtggatgggtggatggat
atggatggatgggtgggtgggtgggtggatggatggatggatggatggatggatggatggatggatggatggatggatggat
ggattatggatattgaaatggatgggtgggtggatggatggatggatggatggatggatggatggatggatggatggatggat
gtggatggatagatgggtgggtgggtggatggatgggtgggtgggtggatggatggatggatggatggatggatggatggat
ttcgatggatggatggatggacggatggatggatggatggatgggtgggtgggtgggtggatggatggatggatggatggat
caaatggcaacaactatagagcagggcatcccctgctcagtgaggcagggcacagacatggagctgggggctgcc
ccttagtggattggggctgcgctgctgctgctagccctctcctgctccccatgtgcagGTGGGACGGAATTCACC

ACCATCCTGTACAACCTTCATGTGTAAACAGCAGCTGTGTAGGGGGCATGAACCGGGGCCCATCTCATCATCACC
 CTGGAGATGCGGGAGtgagtcaccgggacacacgggggtggaggtgggacagggctgggacagggccgggggagaagg
 ggagctgtcatggagacotgcagggcaaggctagctggggaaagagactttgggggtgtgctgctggaggaaggaaccg
 cccctggcctgcagggctgcctgggcaacagctgggctccgggagggaggtgggagtcaccggcgaggtctcaggg
 cagcctcacagctttgagcctctgactcctctagcgggaaactcgcctgccggcactgggtgctctgtgggtgaccga
 gggctctcaagccggtcctgcagggctccgaggtgggtggggaaaggtgggcaggttgaggggtgggacaggggttagctc
 acaattctggctgtgccaccgcacagTGGGCAGGTGCTGGGCCGCCGGTCTTTGAGGGCCGCATCTGCGCTGTCC
 TGGCCCGCACCCAAAAGCTGATGAGGACCACTACCGGGAGCAGCAGGCCCTGAACGAGAGGCTCCGCCAAGAACCGGGC
 CGCCAGCAAGCGTGgtgagcggccggccaggggaactggacgctgtgggaggagaaggggacacatgggcaggacac
 aatgtgagcccgcgtcccagggacagggccagtcctgaaacggcccccaagcagactcctcctgacgggagcctg
 agagcagccccatataagtcgcttgctcctgggccaagggcaactcagaggcctgggtgggacccgcaggtttgccgt
 cctctgtgggttgcctaccaccggaccacactggagaatcgattggcccccaagggtggggcaggtctccctcctccgg
 aaggagggcctcaccctctggctcctgctgctcaccgcgctgcctgctggcctccagCCTTCAAGCAGAGCCCC
 CTGCCGTCCCCGCCCTTGGTGGCCGTGTAAGAAGCGGGCAGTGGAGACGAGGACACGTACTACTTTCAGgtgagtg
 tgtgctcctgacggcagccgggagacctgcctcactcctgctgctgctgagcccagggctgggcaatggggagggaac
 tctggagacctggtggagggggcgggaggagcctcagcctgctgagaggggtccagaggcagacactgctgcaaac
 agccagaccagcagggcccaactgcagggcattcctgagagtcctccagtcagtcacaaaaaccagcgtcatgccattt
 caatgaagcctgtgtacatagcaccaggtagggtgggtgcggagtgccaccaggggtagaagttcagcaagaatccagga
 cctaacgttgccaggaccctggccacggccagccacatgaggtgctcctcacatgtggcctccaacaggtgaa
 taaatcggccacaggttggtggagctcctccatgagtgtaactctctggtttttgagctccagactgagcccc
 agttggggctcagtgctcatgctgtaatccggcattttgggaggctgaggcgggtggatcactgagcccagggaggt
 ttgagaccaaagtgggcaacatggtgagaaccatctctcaaaaaatagctgggctggtgggtggcgtgagctgca
 gctcccagctactcagaagactgaggcaggaggtacactgaggccaggaaggtgcctgagcccagggatccaaggct
 gcaagcagctatgatgacctgactcactctagctaggcagagcagaagcgtgcgaaagaaagagagagagag
 agacagagagacagagagagacagacttgggttctcaaaaaaccaggtatctgtggtaggggaggaaggggaggtt
 ggggcccacaaggagcagggcatggttcttggggacaggatacctgcccactgagtcaggggctctgggttagacctgctt
 cttaggaagaggaaagaagatcaggggactcctgagcctctgggggtgctggggaacccccagaaagggacagatgctttg
 caagcccaggtcctcctgaggtgcggccacccccctcccgtgggggtctggggcacgtgggagagatctgctcct
 ctgtgctcagGTGCGAGGCCGGGAGAACTTTGAGATCCTGATGAAGCTGAAAGAGAGCCTGGAGCTGATGGAGTTGGT
 GCCGCAGCCACTGGTGGACTCCTATCGGCAGCAGCAGAGCTCCTACAGAGGCCgtgagtcagcccagccccatc
 agtgtggggaaggaggacatggcttaacccccaggaagggcaggaggaaccagaaacccctccagaaggcatcct
 tgccagggacagggcaggggtccagagcagagcccacccccactcctcctccaggaagcctctcagacttgggg
 ctgcccctgggactgggtcatggccttgctatgctcctgcccactgaggggcttgtaaatgctctgctgagtgaaa
 ggccaggaggggtggccagagtgacctgacccaccaagaccagagtcagatccagtggaacagggcatccccctgc
 ctcccggccccgcatggccaggtgcttctcagggcagggccagtgggcctgcatggccatggttggggaacagga
 ggctgggggaggtgaaagccactctctgacatcagaggtcccaccatccagcagcatgggggcatccgggcatgggt
 ggtcgggtgggcaagggctccttgcctccccacccctcccgtgggggtctggggcacgtgggagagatctgctcct
 TCTACGGGCCGCTCCTCTCGCCATGAACAAGGTGACGGGGGGCATGAACAAGCTGCCCTCCGTCAACCAGCTGGTG
 GGCCAGCCTCCCCGCACAGTTCCGCAGCTACACCAACCTGGGGCCCGTGGgtgagtccttgggagtgccgggcc
 acgggacagggcggggagggcccactggggggcctagctcagggacacaccaccagctcgggaccccagggcaggtgtct
 ctgtggctggctcctccagcgggtccaccctctgggacaggcagggcagccacggatagcctcctcctgcccactcctg
 gctgtgggaggtggaggggggctggttaagagcgtggaaccacatgcatgcaactgcctctggcagggcagggagc
 ttggggaaggctcctaacattacacagcctgttccccatcagcaaatggccacagaagtaccagggctcactcctgtg
 gaggaaataatgggtgcaagacctcatcagggggcccagcaaacgcccggggctccattggatagagtttgggccccct
 tcccctggaaggctcctcatgtgggacaggaccaagcatgtcccagtgccgtgagcaagcaccaccaggtgttctctga
 ggccctgggatgtggccagcactccagtgccagctgcgattggccttacaaccagtgcccctgacgcaggtcacc
 ccgtcctcactaggcggggcagggagacagggccccaggtgctcagccttgcctcaagcctcactgctggcaggggtg
 tgcccagcgtcactcgccagggcttgggatggctcctgggtgtccagaggtgctggagcctgggtgggaggtgac
 ctggatgccacagcctgctgctgactggccccactcctcctcaccagGCCCGGGATGCTCAACAACCATGGCCA
 CGCAGTGCCAGCCAACGGCGAGATGAGCAGCAGCCACAGCGCCAGTCCATGGTCTCGGGTCCCCTGCACTCCGCC
 ACCCCCCTACCACGCCAGCCCAGCCTCGTCAGgtgctgggtgcccagggcctgagcagctgctgctcaccctgtct
 gttcactcctgctccttctggcactgctcagctgcccctgcccaccctgtgctcaccactcgaaccctggatcagac
 aggcgggcccgggagcagtcagggccaggagctctgagatgctggggaatgggtccacttagaggaaaagcacaagaag
 ccggggtcctcactgacctgtcccagctgagcaagtcctcctcctgagggatgcccgtggccacctgtgggtgggag
 ccaccctcgggacagcggcagctctccgcccagccagggcactctcagagatgggggtcggcagccctgtgctc
 ggaagctaatgctgcttctctcaaatctctctgagTTTTTTAACAGGATTGGGGTGTCCAAACTGCATCGACT
 ATTTACCTCCCAAGGGTTACAGAGCATTACCACCTGCAGAACCTGACCATTGAGgtaacgcccgggtggaccccgc
 tctgacagggcagtagctggagggggcctgtccggagggcaagagccttctcctcctgctctcgtggctgggaaa
 ctggaaacccctttcccagggcagaagcagatgagatgattgactcttgagagcttaggcagatgacggcagggcagc
 ggtggtgcccgggacacagggcccagggcctccgtagctgactgactggtcatttgagcctttttggactcccagcgc
 agtgctcctttgaggttttagggatgggctgtttccaaaggcacaagaacagaagaatgttaaggcccagggaggtcag
 tccagttcagtgccatttacagagaggtcagcgcatttacacagacaggaaaggggacttaggggaaggcaagcact
 ggccccagggccacacagctctggcaccatggcagctgactgacggcaccatgataaacagccacggctgtcttt
 gggtagagactagtgagtaacaagcctgctggtagcctaggacgggtgtgaaccacagggcaccctcagtaagga

gagcaagccctctggtgggaacctgccccccagccagtgccgcggccaggtccaagggccgtcccagaccatcccc
gcctggggctgcagacagagatgagggtcagtgccgagctagggccagctgctcagcctaactgtccctcgtgcagaga
gtggccgcgtctgtgtccactaaccgcctccccgcaacctgtcccagtgacccacgctgagccagctccaggtcac
gttaacccttgccctccctgagtgatgtgtgtgcttgggtgtggtgcccagaggggtgtgggagctcagggatgagctg
ggggtccactccagggggcagggacatggagaccaaggagggccctgcccagggctgggagggcagttcctccccag
ggccaggtagatgctcagggggctccatgtctaactcccaggtcagggcccagggcccgcacagggcaggagtgc
tctggtgggtctccccctccccctgctcctgctactctggttgggggtgtaggggcccaggggtgtggtgtggccaga
cctccagggcccagggcaccctccctgctcctgctcactgccccctgcccctaagtggcggcctctcgagGA
CCTGGGGCCCTGAAGATCCCCGAGCAGTACCGCATGACCATCTGGCGGGCCTGCAGGACCTGAAGCAGGGCCACGA
CTACAGCACCGCGCAGCAGCTGCTCCGCTCTAGCAACCGCGCCACCATCTCCATCGGCGGCTCAGGGGAAGTGCAGCG
CCAGCGGTCATGGAGCCGTGCACTTCCGCGTGGCCACACCATCACCATCCCCAACCGCGGCGGCCAGGCGGCGG
CCCTGACGAGCTGGGCGGACTTCGGCTTCGACCTGGCCGCTGCAAGGCCCGCAAGCAGCCATCAAGGAGGATTCAC
GGAGGCCGAGATCCACTGAGGGCCTCGCCTGGCTGCAGCCTGCGCCACCGCCCAGAGACCAAGCTGCCTCCCCTCTC
CTTCTGTGTGTCCAAAAGTGCCTCAGGAGGCAGGACCTTCGGGCTGTGCCCGGGAAAGGCAAGGTCCGGCCCATCC
CCAGGCACCTCACAGGCCCCAGGAAAGGCCAGCCACCGAAGCCGCTGTGGACAGCCTGAGTCACTGCAGAACCTT
CTGGAGCTGCCCTAGTGTGGGCTTGTGGGCGGGGGTGGCCACTCTCAGCCCTGCCACTGCCCGGCGTGTCCA
TGGCAGGCGTGGGTGGGACCGCAGCGTGGCTCCGACTTCCAGGCTTCATCCTAGAGACTGTCTATCTCCAACCAGG
CGAGTCTTCCAAAAGGAAAGGATCCTCTTGTGTGATGGACTGCCAAAAGTATTTTGCACATCTTTTGGTTCTGGA
TAGTAGTGAGCAGCCAAGTACTGTGTCTGAAACACAGTGTATTTTTCAGGGAATGTCCCTAAGTGCCTTTCGCCCG
GCCGGGGCTGGGACTCTCTCTGCTGGACTTGGGACTGGCCCTCTGCCCCAGCAGCTGTATTCTCCGAGGACCGCT
CCTTCTGCCCTAACAAACACACAGTGTGTGAAATTTGGAGAAAAC'TGGGAGGGCGCAACCCCCCAGGCGCG
GGGAAAGCATGTGTTACCGCTCAGCCAGTCCCCCTCAGCCTGGCCACAGTCCCTCTCTCGGGGACCCCTCAGCAGA
AAGGGACAGCCTGTCTTAGAGGACTGGAATTTGTCAATTTTGATAAAATGATACCTTTTC

(SEQ ID NO: 3)

>mm9_knownGene_uc008wbh.1 range=chr4:153432953-153514317 5'pad=0 3'pad=0
strand=- repeatMasking=none
GGTCCCGCTTCGACCAAGACTCCGGCTACCAGCTTGGCGGCCCCGCGGAGGAGAGACCCCGCTGGGGCTAGCTGGG
CGACGCGCGCCAAGCGGCGGCGGGAAGGAGGCGGGGAGGAGCGGGCCAGACCCCGACTCGGGCAGAGCCAGCTGGG
GAGGCGGGGCGCGCGTGGGAGCCAGGGCCCGGGTGGCCGGCCCTCCTCCCGCCACGGCTGAGTGCCTCGCTGCCT
TCCCGCCGGTCCGCCAAGAAAGGCGCTAAGCCTGCGGCAGTCCCCCTGCCGCGCCCTCCTGCTCCGCACCCCTTATA
ACCCGCGCTCCCGCATCCAGGCGAGGAGGCAACGCTGCAGCCAGCCCTCGCCGACGCGGACGCCCGGCCCGGAGCA
Ggtaggcagctctgggaccgagctagggccaggtattcgcaagaggtccgaggctggagttcgggtgtgcggtg
ccccgggtgctagccgagtgaaacggccccagggactccgctcagtgaggcagggggcggccggagtgaggctagg
agtagaagcagttggcactcggcaacccatggacactgctcctgccacactgtccactacagtggaaggatgc
gccataaccgagatctctgggctcgggtctggttaataagggaaagtgggaggtgctgggtactcctacctcacaag
gaatgcaaatccccctctgtaaggcagaagggcctttcaggtcccgtatggaagcagactaagagagaggaaagc
caactagagcccaacctctatgctggtcccaaggtgtgggtcctgggtggttactgctgttctgtgatgagttac
tgtggtgctcaccagctccctagtctccaggtagagaaccgggagcccacactctcctgctccactgggc
agctgtcaccttctcactcttgagagatgagaacatctgtaggcacctatccacatacacaccgctatgtgtgctg
ggcgggggccccgggggtggtggtgtcaggaaaaagctctgacttctgagccccaaagacacttggttccctgtatgt
gctgaggctctgttaattaattaagtgggcacttgggacctgggtcgtaacaatatttgggggaaggttgttgtgtt
tttcttcatttaaaagttaaattgtgtctgtgtgagctgtgacgggtcagaggacatctttaggagctgattccca
ttttccattttatcagttctcaaagatttactcaagtggccaggataggcagcaagcactctacctgctgagctcca
ctgctcggattggttttcgtggtcgtgtgttgtgtgctgtttagctctagaaaaaaaactcaacagagacaaaat
gtatcctgaatccttgggtgtgttgcaaacgctgtccccggccccccaccgccccctcttggatttattcaataaa
aatgtaaaacattactttgtgaacaaaagataagttatcaattttctcatccatgactgtatagattgtgtatgc
agttttgaaaatcaggtaatcggtttcaaaggtgttgatacccactaactagtcttgagctactggggggcctatg
ggagcctgcctatcaagcacaggttaactaacgacaggatgctgagcaatgttgcctctctagcagtggtctgtgga
acagggcagggttgccattctgatggccacctgtgtgacaacattctggattagaagtcagatgctgagttcaaa
tactctctgtgcccgggaccttgagcaagttacttaaatcctcagaacctcagtttaccatctctgaaatggagt
catagcactgctttctcaaagagcttatagaaacctggctcagtatgctttgtaaacagaatggaaactgctgac
cctggctgaagaaggtatgagtgagatgcttgtgtcatagaggttaggttatttgtataagaaagaaactggctc

gggacctgtgagatggctccttgtagaagggtgcttggctgccaagggtgatcatctgagttccatccatggaatcca
caagctggatgtggatccacattgtcttctggccatcacatgtgcaactgtggcccacgggtgcacacatacata
aatagaaaagtaaccaggatgctatatccaaagtccttggacaagtgtgataccaagtgatcttttgagtcctaga
ttttggctctgggactgggtggaccaagaaagaactcagagaagaaggccagttcctaggttttgagagatcatgg
cagtaaggcaggaatttgcctgagacctgggtggaggctagcagcatctgtcaggagatgtcctgtgatgaagatg
ctcctgtttcatgtttatttatagagtatgccccaccaggctcctggaatgggcttctagtgtgacacatgcaag
gagaatagctaaagtgagatgaagaaggagacaggatgagggttaaaggagcttcatcaccctgctgatatcc
agggatgcaccaacccaaggctcctagcactccaaagttcttgtcatttttgcatttttaaaaagtcccat
gtacatctcagtgagaaactatttctgtcaccaaatcaagggtgatttacctcccagaagcaagcacacacaca
cacaataaaattgcaacttggatgaatgggtgtggggcagggggcgagagaaaatcctcaaacactctctgtgttc
cttctaagaaggaactttgaggcagcctttagttttcgcagaggatacttttaaatgttgctgacaacaactctact
tatgagtaacagtggtggcagagactcctggaaccagatcatcactctgtctctctctctctctctctctctct
tgtaacggatcacatttagtacagctacagccacttacaacaggaaggtcctctctatgggaccagcctgcaga
acaaccctgggtccatctgcctttgtagactctgactctctctctctctctctctctctctctctctctctct
ctctgtct
tctctctctctctctccactttatctttaaccagtttggtttccctgaacttgttgcctccacaggggaggatcaaa
gagaaggattgcttggcaaacactattgcttatgaagtatctgcaggaattagcaccagtgacatactggctgtg
tgctggtattaggcttaataatttaggattttacctttgcttgaattctccaacatccccttgatgtaggttctgt
aattatgccattttcagatgaggtcatggaggctttagcatgtgattcaagggcctggagttgtgccatcacagt
gtgggatttgagatctcagatctgacaaaacagtcacaggtatgggcttctgggtcgttctcgcagtgtagctagt
ctggatgtataaatataacctatataacagagccacagggacctagaaccttgcacagggcattctgttgagagga
ctgtttgaggctaggtgactagaattaggcgtgatgtgaactcatgtaggagaaaagacgcacatcgtaatctcatca
gtaccgaagtgaatctctcatctcagtcagtgatataaacaacaagtttacagtcctgggtactttatacag
tccatggtaactttatacagtcctgggtgctctctcactcattgcagttactgatcttttactggatgtcccagct
tggcagaaaagctcaaattttggctctcatcgccaaacctgaaattctgagttatgacagctgctgcttgacttgacct
tgtcctaaccagaggatgattgtcatagattaatgtcacttgaacactgtggccacttcattagaaccoatgggtg
ggacaaacacctaacaatggcagcactggagaggtggggtaaaaggtcaagaatccaagccccaccocagggt
cagctctgttgctgtccttattatgctgaagggtcaagagcacaaccagtagtctaatttgccactatatactct
gatggccagaggctacatgtcagtggtgggcaagactagttcccctcagataggaatcccctctatgttccctcaa
gatctggcaattctggcagctccttgcctgcaggtctgctctgtcctatagctctctgactctgtgcagcatggcc
ttctctttgcttctctgagctcaccctctttgattgttagtcagatgtgtggctcgtctgaggttctggggagaatt
ccttgatfttaattttatgtatfttacaacactcctcccctgcataaggttctacagtgctcagggtcaggcaggttctg
cttggcccagctgtctgtftaaacagaggtgctgggggtgcttcacaagacatcaacatggcttctcgggataggaga
ggcatcctgaagaagtagaaagagaaggggaggtgttatcctaggacatctccactgaggctggagcggccgaccaa
agaaacaacctgtctgtgaaggaacaagagctctgaagcaggtctaggcaatggaggagacatgtggacatcaga
ggccagtggtatgaacacttgatggcccttgcagatggagtcaaggttcccagagagtgccctatgagggaggaaa
gcagctcttctccacctgccagactcttggctgggtgctgactttgatggacattgccagatgtgagggagaaa
aaaaaaatfttttagaacctgggtaggacaaacacctacaatggcaacactggagaggtggggtaaaaggtatca
agaatccaagccccaccocagggtcagctctgttgtgctgtccaagcaggtgcagggcccactctcccaaatgt
tgacagccagtgaggggagggatagctctcctgaacttatgacctgtggacagcttccaactactggaagtgtgg
agaggagggcatcactctacacctgccacctcatgacagacaagtggcagagtcagctattccacactcatgc
tctgagggctgctcaccacactccacaccacaggggtcatgtccactgtgctgctgggtgaggggtgcagggcc
tgctctcccctagtgctgctgggtgagtgatggggcaagctctccagagggcggaaccagtgaaagggagggccagct
ctgcccagttcttgacatctgctctgacaagggatataccatgttcttttaaggtaatgtgagccgtggacatcaa
caccacactctgcatagccatgaaccagctcaggtgccacctcactatggccccaggtggctggccactcacaac
aggtgctcctctccatcctccagctctccagatccagctctctcataatccttaagctgttccactctctctctc
ccatctgaccaccacatgctgcacattgtgggtggctcccactgcaggtggccatgttctgctggggggcctgggt
gacatcctttggccaagctgcacggcgtgagcagccctgcacctcaccagggcagcacagtgacatgacctg
gtgggtgtgggggtgtgggtgagctgcaggttttggcaagtggtgtccacagcctgctgtgctgtgctccaga

ggcagatctgtggatgctgtggcagggttctgtctgccttttccctcctcatgtgctgcaactgcaggtggctatgt
gtgtctatggcctgctcatacagggtagagggcagatctatggctatccttccctgcccaaacattgtggcatggg
gaacacagatctctgtctatcttctcttcccggtccatgctacctagatttgatttgatttgatttgattg
gatttgatttgatttgatttgatttgatttgatttgatttgatttgatttgatttgatttgatttgatttgatt
ggccaggatgaacataggactatcatctgctctaccctgactgatgaagaatggcatcaccaataaggtgtctct
ttgtccattgacaggggttaaagtTTTTAAttggtAAAtTTTactatgttagctctggctagcctggaactcttta
tgtagaccaggctggcctgaaactttcagagctctacctaactatctctgcctcctgagtgctgggatcaaaggcgt
gcattgcttggaaatctcgaggggatgaggggtgtgggctctctgcaggagaaaggcaggctcaggagcctgaggagg
aatggaaggtcattagcagctccttgctatgagatctctctgctcagggaatgctctctctctctctctctct
ctctctctctctctgacatTTTctatgtagtactgatttccctgcacaagttagcggtttctcattttgctttaggcag
ttgggtggggttaggctttgtatgtgttgctagtctccatcgattttggcttctagtatcaggtaacgtcaaagt
gcgggtctgggttccctacagccccggtctgaggtgacaccatgaatcccagcagttgtccacctaacactctccaa
agcaggctcacagtgacagccttgggtgagtgtatttcttatcacagtccactaaaggggctttatacagaccaagg
gcaaacacagacatgaaccattggaagaggctgcaaacagctatgaaactgcgagggcagggcagggcagggcagggta
gggatggagaggtctgcgggctgggctccagtcttgcacagttaggtcccaggaatgtgtgagtagccactgt
cacccttTgaaacctgcccacagcagaagcaccggagcggggttatgatgtgcagcctcagcctgaaggacttt
cgggagaagggcaggatctacgctccaaagcagaagcctgagaggaaattagaacctggatttgggcagtgacagc
catgcacgggagctaactagctgattcaggatcctgccattttgtagatgtttagtagtccagaaaggcagaagat
agtagatgctagggacaaactgattttctatgaaaatagatttttctctataatcatttcttcttaaaaaacattt
aggtggggctgggtgagatggctcagtggtgaagagcaccgactgctcttctgaaggtcaggagttcaaactccag
caaccacatgggtggctcacaacctccataacagatctgactccctcttctggagtgtctgagggcacctacagt
tacttacaata
gtgtagggtgtgccaggggtgcatgtacaggtcagaggtcatgtccagtgctcatctttgcttccctgccaccttattgt
tttgagacagggctgtctcatgtactctggactcagtgattgggctggactaacccagccagggaaactctggattc
ctctgactctgtctccccagagccacgcttgcaggcatttgttgcctacagtctgtttgttttaaatTTatattta
ttcatttctatttttatttgcattttgctgcatgtatgtctgtgcaccacaagcttggcatgctgtggaggctcaga
agagggcatctgatcccttggaaactggagtacagatatttgtgaaccagcattgtgggtgctgcccactaaaccag
gtcctctgcaagagcagcaagtgctcttaaccactgagacaccctccagccctttgctggtgtgtgtttaatgtgg
attgtttattgggtattgctttttttaaatgtgggttctggcatctgaacacaggtcttccactttcctgactgag
ttagtattcttgctagtaaaccatttctaccaagggtgatcacagtaaaactgatttttattttcagaagcatgct
agcttccctgaatgtccctgcgtatttgcataaggtctgggtgaaattactaagtggctgtgctagtcaaaataaggag
cgtcagagcagatctcagaagcctgtgctggcagcggagccagggtcaggggtcccagcatcaaaatccatctgcagag
cttctcccgttagagatgcccacaagaactttaaggctgggtgctcctctgtcagttacagtctctgtctgtgagacc
atagagcccttTgaagccagggaccaaacaagcattttatctgtctgtctgtctgtctgtctgtctgtctgtgt
atgtgcacatgagcatgccacagtgcatgtgtgtaggtcagaagacaatgttatctcttccaccatagaaatcca
tggatgacactcaaaataatcactattggtagtagtcagatgcatatacacagagccatcttacagggcctgattcagtt
tctttcttatacaaaataactcgacctctatggaaacaagcatctcactcatttccccttcagccagggctcagcag
ttccaattcagtttacaaagggttaattgaccagggttctataacctatataatagcttctttaagtctctagacatt
gtaccacagttcaaggggctgcctttgaaatgtgtgctgggcagagtccttctcaaatctccttgatcgaagctac
tggcagaggccgtgagaacatgggtagacagcggcctaactgccagtggtggagaaatggcctgaatttgtgggact
catcatccggtgggggtgtgtcttaaggcaactggacgtgaaaatctagatatttctgtattagagaaaaaacaa
tctgttttaagaaaagtttagaaggctcagtggttaagagcaccgactgctcttgcagaggacctgagttcaattcc
cagtaacctacaaggcagcccacaaactgtgactccaattattctgacatccatgggcacatggtaactcacactac
acgctgacaacgcatttatacacataaaataaaatgaatcttttttttaaaagtaactagaactactatagagaagt
aggatttcttggggtatcatataattaaataaataactcacacaagtgtagcaggattgattttgtactttattataa
gggaacctttttttttaaactgcaccagggttgcactctcagcctctggagtaaggattcatggagagttttgtggg
gccaatctgcaaaagtccagcagaaatcagaagttagaagaggtgatacagaacttagcattggaaagtctggaac
tagagctggaaagatgctttgtgctgaagagcactcgtgttcttccagagaaaccagagttctgttcccagtgccc
cacaactgctgtatgtaactccagctccaggagacctgacacctcttccagctctctgcaggagcctgcacacaca

tgcaatacacatacataaaaaataataaaaattaagctttaaacatttttttatgaaaggaagtatcagccagggc
atccccgcactcacaaaacagaggcagaggatctcttgtaggttgaaagtgtagtggtagatacataaaaagtac
aggctcagtcagggatacatagtgaaactctgtctcaaaaaatctacaatgaatccaattttagacaatttctgct
cagagatgtagggcattctctgtgatccagtccttaggatgctaaagcaaaggagaagctgagacggaagagaaga
tttggagcttgaggccagcctgggtcacacagtcctcaaatatataaaatccaaatataaaaatagtttatgcc
acttgacacagcttagagtcattgggaagagggaacctaatttttaaaaaaatgactctactgaatttacttgg
gtacattgtcttgattgatgatgaatgtgaaagggtctagctcactgggaggaggccactcatgggcaggtgggt
ccatgggtgtaaaaagcagaccaagaaaacaaaccacaggaagcaagtcagtaagcagcttctctcatggcctctg
acaatggtaacatgaccactgacacagtcctttgtctctgttatggttcttctctccctccccctccctctccct
cttaagatttattttatttataatagtagtacactgtcactgtcttcaggcacaccagaaaagggctcagatcc
cattacagatggttgtaagccaccgtgtggttggctggaatgaacttaggacctctggagggctcagacagtgctc
tcaactgtgagccatctctccagccccctctctctccaacttctgtatcagttgagtttttttatccttctct
cttccccccacagctctgtcttctcccttcttctctcccttccatcccagcctcccttctctctctctccctctc
ccagtctaccttcttctctctccagccccattctaagcccccttttctcttctctctctcccttctctccct
tttcttct
cccctcccct
cttgaagc
tgttttttaattaaccttcaaacataaacacattcttcccttgaacctcagacttcttaccacaaaatgtccctg
catcttctcatgtagagtggttctcttatagcttcacacacacagacaaaagaatttaactctctgtaattccaac
tcccagaagaaaacgaaaggtgagtaacggacggcggggcaagtgtgggaacggccaccggagtgccacagagcgg
tttgctagctgctcttgccaaaggctggggtctggtcttgctatgcacacagtggtccaccatcaccagtaacttct
gtcccagggaatctgacattctctctctgatcccttggacaccaggaacacacatggtacacatacatatagtag
gaaaacctaatcatcacataagataaaaaaagtaaatctaaagcattttcaaatagtggtgcagctatttta
aagcaggcatattgatctctcatgtcatagaaatcttctgtctcttatacttttattttttagattcatttaat
tttatagtttcaaacactgtgcttaattatgaaaacaccagagaaattttatgaaagcactctgtttttaaagt
tttattttaaaagtttaggttttattattatttttaacgggatgtgtgtatgtgtgtgtgtgtgtgtgtgtgtgt
gaatgcaggtacttccaagccagagagggtgtcacagtctctggagctggaggtaacctctccatcccagagttt
ctgtttttaacaaggctagctattaccaacaaccgtacccctctgctaaatattttcagcagctttgtatcagga
agagtcaaaaaggcaaagcctgagagaggtatacttagtctgtctatttattgtttagatgacctgcagacactgc
tgtgtgcctgttagtttctgggttaactgcaaggttagctgtcccagggttcgaacagacatggccaggaaacacagg
aagagcagcagttgtatgtctgccttggttggatggcttggagatagtgtagtttagttaatccagtaaacgt
aagctagcagccaggcaggctagggtggtcatgatctctctgctctctggagttagccatgcttggatttgg
aactttaagaaactttccactcttgctctcatctcacagcaaacagctctgccaaatcagttctctggaggtgaggg
caactctgataatagagttgtgaaaaaatcctttcaagatatttattatcaggttttagccagccaaatacttaa
gtgtttctgaaagtaactagggtc
tctctctctctctctctctccctccctccctccctccctccctccctccctccctccctctctctctctctctctc
aaattcaaaccccccaaccagcaagactttatgacaacctgaatataaaaatagtcagttcaaacagggggcgggca
gcttgcagccccctgtgacccccaaagtctcacttttagacaggtgggtaagactacatgggctctcagctcctccact
gctattctatgatggatgttagggaagttctgtgggaaggtaccctaccagcactgaccaggtcagaggtgaagg
aggacggagagccccataagacctgggctctgtttatataaggatcttttgagagctggggccatggtgagccat
tgaactctgctgactcagggccagcattgtgctatacccacagctgagagagggagaagaatgtctaccaatcatag
agcagagtggtcaggactcaggacaaaactaaaggaggatataccttagtttgactcatacaaaaactgctctatgc
agatgtcagcctaccagaaccagagccgctaacctgggaagccagtgggcagcagccttccaggctgggggtcttctg
tctgaccaagatgctattctctctgcaaaagacagaggggagaagccagaatgagcatgctcacaacatagagc
ccagggctcagtagtagaacgtgtctgggtgtgctggaggctccgggtccatctctctgctgcttagaaagccagc
aaggctcctgaatgagaactgtgttccactgcattcttctaaatgagaactgcgttccactggattccttctactg
agcagagctgaaaaggtaaagacagtttctgtttctatttccccaccaggtccaggaaaggagttccctcagtaaac
ctggtacctttgctggcctcctgctagggttccaaatctcacagctgctatgatcatcccagagaaggcaggttca
gccactgaggtcccttccagctcactaaagtataagggaagaaagattacatcagatagggtacagtaagtgtgccc
tatccatatagcacgggtgccgtacaggggaaggtggctctctctgagctccagagagaaaagttagctctgggtggcac

atgactccccaccctccctgagctgttcttcacccacaatagttgttttcatctctgtacaaagccttttgaatttc
tcaaagcctcatttatcaacggtcttctgccggaggaagaggctaggacagaaagcacggcctgcctactgctctc
tggagtgccatgggtgccacgtgctgagctagagtggtctgagccccatcctgggagttgtgagtcacctacctgct
ccactgcaggtctcctacatccctcctgtgatcttctctgagacaccacaaaccacacctgagacccccgggggag
aaccttacagggataccaggtaccaggaacatcatcacagcctccctaccaaccaactccagcatagatgcoctgg
gcatcttctgtcaaccagggtcaggtcctggagttaggcagggcgtgggaaggagaccatgagagcgggtttgtc
agcctgctcagggctactgtatctacgaagggtgttccagtgctcctgccagtgccagctgccagatccctcca
tggggacagcagggactctaatgctcacctgctgctcagagtctctgccagcctggaggtgtgtctggggaagct
gtgctaattaggcacacgggtccatccttctgtagggcaataggcatagtgtcaacctttcggtgcgtcctcacagca
agtaaaggagctccagctcccatctctgatctacatcccggaccttagggatgacgtcctagctgctgctcattga
tgtccaccttccagatggacactgccctgctcaagcacagacctgggtactctcagctcagctgacctatgggaagc
cttggctctgtggggactgaggagagcatcccaggttgggaagagagcatgtaggatctttaggggtgttccacca
gcagcagagggggcctcatagtagagaggggtctaacttttgcagagaccacacagcggccttgcataaatgctg
tagcgcgcgcaaaggggagtcgagctccacagtggggtacgtcctggatctgtgccgccagatcatgaacagtaagc
ggcatatccttatcattcattaccaagcctccattctctggggccctgggactccttaccacacagtacagactag
attcagctcctgctcgctatagaaggaggctctgctggtgatagtcatgtaagttagagacagcaggtccctgatct
gcaagacttggattagacaatgtggccccctcctctctgccaccactgtcctctgtctccccggtgcaaccgcca
tcaacaagcctaattacaaaggcctcctggcacttttcttttggagtgaaggcatgctccggcttgcctctgggccc
ttaatttttgatcagggacacctcttccgactaattattttgcaagtaagtgaggagagagatgaggttgcgaaagcg
tccctgagcttatagagagaagctgcaaaataaaaatcagggcatccgtaaacagggcgctaattggattaattcaa
aagtgatagattgggataagaacagagaggaagaccacaggcagattgaggtcagaataattccaggagcgttggcc
gggcttctgtgatagatgtgagcctcaaagtcggagagctacagaaagtaaaatgctgctgtgtgtgcaaaaaca
catctgagtcactcaggcacaccaaccaccaggatgatggccgttcttaagcctggcactatctgaccttga
gtcatttttggagagaccagaactttcatatgacaaccgcttctcttctctgttgaataaaagcctctctatatt
gttttaaggttttttaattatagtgactgtgtatgtaagggtatgtgcacatgagtgaggagtgcccatgaaagcca
gaatctccttgtagctgcagtcacaggtcctggatgggtgctgggagctaaagctcccaagtaacatgggct
atgtgcatgttcttgaccgctgagccatctctccagggcctcattctgatttctcttgggtgctgtttagtgttttg
cattcttgaatcttgaccacacttatgctgggctatctaataatgaatttaaaaaaaaaccattatgtca
gaaggtgataaaaaattatgatgggaacatccacttctgaacagcagaggtgagctgaacttttcaagataagggg
aagcatctcctgtgtcccagtgagcactgtctgtccgtggctgcttctcctggatctcagcagggcatcaggtt
ctgtagggcatttgaatcgctcatagaccaaagtgtccctgaccacttcccctggccacagtgatgctttatagtc
tggattaactctgggctactggcctcactcccagctcttggctgacacctaggctgtgggagagctaatagcttattc
atattattagataagtagcatagatatttagcctgtgactgttttaaaagcatcaagcttttattcttaggggtgag
ccttatcatataatcacactgtgaccatttcagttctcatggttcttccatggatcacactgaacagtaagtcct
ggctgcagaagagaattattttgcacctgtctccaagtctattgggtcaacataaacacaggcaataactcgaacca
tatgttatcattccaccgaggggctcctagacacacccccagtcagcttccctgaatttctaattcagaagggaat
gtggagctgggaagaaatagtatcttaagacttacttaccatcctgtccatttatccatcccatctatcta
ccatccaacacattctccatccatctatccatccatccatctatccatctcttcatcccatatgtccataaagcc
catcatatctaccatccattgtttgtttaaccatctatccatccatccatctatccatctcttcatcccatatgtc
cataaagcccatactatctaccatccattgtttgttcacatctatccatccaccatecatctatctatccatc
catacatccatccattcatccaccatctatccttccatccatctatccatccaccaccaccatccatcatcca
gtctatccatctaccgcctgtatatccactcaccgcccacccaccaccaccacacaaaaccactataaaaaacat
ccatctctcattcactgagtaactgctgcatactaggtcctgatctgggaccagacaattcaaaactttatacac
tcaactagctcttccaccattctgtgacatcaacttgaagctgagggtttaattctgcagagcgcaggcctcttggagg
tccccggggcacaccacagtataagacacttctgtgtggagcacagaagccagtggtgccaaggacaccttctgctcct
gttgttcaggtgtgggtggggatgggtctggcagtgagacaagaggggccaatgttggatagcgcctcaagggaaca
tcatctagcaagcagggtagcttccagtgatgcctaggcacctgctctccgaggtcactcccttaacttctggaa
gacagggagaggacacagccaaatgtactgaaggcagatttgccttaggatccagggcaggcgtccatggatctctgca
aagagtgaaagtagacactgcaggggagctcggatggatgctctgtcaaggcagacgaagtgggcactgttccagtc

atgaactgtatgttatataaatecagaccctctggttctctcatogggaacagaggtagaaactcttctcagggtacc
agtgtaatgggttgctatggataggtgtagacgctgaaatcctagcttagtgagcagcatcagctagggcatgagg
tgtttgtcacattctctgtgtagactcctatgtgctctcagaactcactgagttgaggatgagagcggacggcccg
gatggaagagtcagatgagacaaagaacaggtgctctggcaatgtcaagcaggttgggagggcagggagtctaaact
ggcctccatctgccaacctccctggccttggctgtagccaggcagcctctgacctctgaagggcgtgctcctctg
tttttctgagcaggagtggggccacaaaggcagccctcagctctggacgtgagtaaatatgacgctggggcttt
ggggccctgacctgcccacttaagcatgatgtgtagtctctatggaaagctcagagtggctgaggactgagcta
gctgggcaaacctgctcccctaaggcaaacgcttctaaccagccccccccactccctggagtcttctcctcctgctca
ggctaggacgaccctgatcatcctgcacaattaatcaggcagggcaaccagtgccgccaagaagcagtcattacgca
ggtatttctaagatggaagaactggttgccttagaatagctaagaggaatggaagccagtcctccagcagcctctgt
ggaatgggggagacccatggtctcatalgttcagttgaaccaatttagctgtccccccctgccatcgccaccccc
agccccgtgtgagaagggcacacgtggttgaagccaccaagcaccacccctcagcttggatctatgagcactcgcg
tgtgtgttcgttacaagctctcctctgctgtccatgggaatgcacagaggatattttaaagtcagcaccttagacac
catctggggcccggtgtagcagtgacagcagatcttcaaccttggcctcatctgagagagatgtgcagaaacacttgt
tgaattccccacaggatccctgcccgggtgctgctgcaaccttaacagttaagctactgttgcccaccgcacagt
tgggcatatcttactttccaaacatttttttttaatttgatctcccttatccagttagtcctctcgatcctttccc
tcctctttaccaaagcctttccacctcagcattcccccttttacttatgtcttataactgacgggtctaccatc
tcctgctctaaaagccagctgtatgaggccactgctccctgaaatgactagggtgtgaacaggggaagattccctcat
gagcatcaggggaaatccctatgataataaaatgctctgcagtgggcggtggagagaccaactagccattaagagtg
atactgttctctaaaggacactgagtgttggtacccatctgggagcctcaaaaaccactctcagctccagttccgag
ggaccggacactccagcctccaagaggattgcaaccacatgcacatacagtcacaaaatgttactttttaaactta
aaatggctgcagtgggatgagaagctgggaagtttaggctggagattcatctatagaaaggaagctggcctctgctt
ccccagccaatctctgtgaggtggttgaaacccccaaatttgatgctgttaaactttgctctaccagccaggtact
ccagatggcctctaccggatgttgtaagcattctgattgatgacctcatgaatttgagcaatagaaatgtctgtgga
aatggtttaccttctagagacagggcttactatacaaccttggcctccctgaactcactccatccctcggaacgc
aggctggcctcaaacctcacagagatctgcgacctctacctcccaagtgctggggttaacgggtgtgcaccaccacact
accagcaagggctatatttttatgctcttgctgtggactgttctctctgttacagagactggggccagcctgtacc
aagacatagggttttgaggagacaagggaaacctccccccccagagctgctctctgcagagcctaacctggccacatg
agagtttaccatataatgtgtattacaacaggaatatagtagggtgcctcaaaacctgacactagttggttaaga
ataatgggatagaaatctgaattcagcattctggctgtcattatcctgggtccacagcaactggagtctggtgtg
tatgaacaggcaaaagtagatttctgacatttaagagaggagttcttatctgcgcccagcctatggagacctgtgtg
ttgagatgacggtagacaggacgtatgtgaattgcaggggaggggcaaaaacaggggagagagatgagccccagggtg
ttaaggggtccattgtaccatccctggattagcttatgtgcttgagacatcaaacaggggagcagacatgttagg
gttgccctctgagatttccacccccagttcactttccaggtagtggagcctgcccccatgttggctgcccaggag
taggatcaaacacaataacctgtaagcctggtagccagtccccagaccagggtccctgccaggtccaccactggg
cttggagctggccacacaggcctcccagcttccgtaacttcaatgtcatcactaggcaactggacgctgcccacac
tgccctgcccactgcaagcaccaccaggcctccagcactctaccaagtctatggacccaccaggcccccaggtc
agccaaggtaggcaggggctctgcttgactctcagctctcaagtcagggttcgcttgcctgtgccccctccccacagg
gcaacagcctcaaggttccatcaggataaggaaacccccccatcaactcacctggtagcccagaagtaaggtcc
atgtaagcagggcctgcccacacggcagggctggtggccgagacagtctgaagagacaccatctggtggctctggtggca
caaggcaacatggtatggcactttggaaagtcacatgtactgagttagtctccagggctctctctgtgcccctgtactg
tgacaggctcaggatggagacaagggattctgagatctcccaaaagtgggttctgggtatctccacagccttcatctct
taagccacctgaattctctttatctcctatgtccaagagacaccaaacagctacctggatcttccaaggccatgggtta
gtgctataagatgttgcccctaccagtgccctcttccctaaactctccctccgtacttagtctcagagctctcttccat
ccttagcctgtgctgggcttcccccccctcacatggctggtgctcaacatgtctacatgcaggcctaaagtgtgaga
gatggggccctcggtagggcctgttccctgatgtgtccacttgtgctgctgtctgtgaacagggctggatgtcctag
gactggcaaacctatcacagcgtcatalcaggatgagatagagaaaactcctgtatagaaattattgcaatgaggccaga
gtgagtgagtgagtggtggtggtggtggtggtggtggtggtggtgcacacagctgaacacctcgggtgtgtgggtgatt
gtgagccagtgtgcacacgtgggtggagaagcagagtatcaggagtgatggggcatacactctttgtgtggtttacc

accgtgttctcagcaggacctagcgggtggccctggagcccaaatggctggagtattgcctgaaagagagatatctgc
ccccagttttaaagtcaagatctcattttgttagcccaactagaattcactgtgaaccccaggctggcttggatcc
tgatcctcctgcctcagctctccccatggttgaaattacagacatgtttaccatggctagtgtcttgggttttctc
taatttgattggttacttccactgctggccctgttagcatacactgtatgcacaagaccatcatagcctgagacca
tagcctgagaccctcatagcctgaaacaccatagcctgagatcctcatagcctgagaccccatagcctgagacac
ccataacctgagatacccatagcctgagaccctatgcctcgagggtcttgtgcctacagtggatgctgacaagacca
gcaagaagacacagggccctgctatgtgtcacacaaagccagtgtatttccttgggtcccaaatctgaaactcta
agggcccaagcccaaatgaggatataatgttcttcttattgttttaattttatagtatttattcattgtgtct
atatgtatgaaggcatgtgagcatatcctgagactgaactcacgtctttgagcttggcagctgtacatttagttgct
gagccatctcacctagcccctgggtgtgaatgggtgagttttgaccttaactgctcactcctgggtctgccaaact
ttcctgacctgcaaggccttgagatcatcataactaacgggttaattctgcctccaatgtctattcactgagacca
aacttgtgctgtgcacttgcctgagctacatggctaagcctgtccatcctcggcattacatctgaacacacatagggt
ttaccctgcagcagatgccatgatacttgggggctaggggctgtccagaaaccccaggggcaaggctctgtag
ctgttcccatctctgagatgactagtaagagtctatcaggcagcacagagcctttcctcatggcccagggtgagca
caagggtattctgatgtgtttgacatcgaattctaccagggtaaaggccacctggaacctctccaaggtagcccct
ggaggggtaaagtgggactggtagtgcctgcgagaagccactttccaaatcaaaaaccaaatggaagctggccatga
ggccccacaggtggctaaattacagacatagaactgttggcccttggtaaccttgtccagcaatctcctgaaagcc
ttgtgtagaccattcatgcaaggaagggtgatagcctacttgagggaacaagaggctacagactccacacacaggaa
gagatggagggccctgaaattgtgcttggttgagggttctgatgttggtcagtccagaggctctgagggctcaggatgga
cactctagactccgttctctgtctgtgtcctcacttgttctacctgtccctaccacggcactccgggtcaagtcagctt
gccaggcagggatgcctaaaagctgctcatgaggcaaaaagagtttcacagaaaactcactcctggagtctggcgtgc
tctctaaattttccatctcccgcgttagtctagtggatggatccacatgctctcttattataagtgcccttttaagat
tgaattctgacatagctaaagcctttcggcaggttcccaacagtctcctagaacgtctttgagctagacagtgacattc
agaatagcctctggattacactatcaataaaaagccaagtcgttcccatatacaggaatttacaatggttttaggaag
tagatcgggctgtgggttttagagtattgcattattatgagatgggttaagtagaacagaactccctagttagaacca
tgacttgggtgtgaaagcccttgccctaggagagtaagaccctcacacctggcttctaagactatagctgagtcaca
ccatacacacagatattacaatggcttaaggggaaggtagactattcaatagactaaaataggagctatggcaaggg
caggaagcccttgaccctggcttttaagattaagcaaatcttagatagagccctttttagatcccagttgttaacaat
gaattttatcccagggtggttccctgttagacctctgtgtttacattcctctgttttatgtaagaatccagtaacctc
tttgtacctgtgtagtgtgtcacccaacttccctattgtcttttgcaataaaaagctctgatgctcaatttgacattac
attcagattccacacgacctctcctgtgtgtgtctgtctgtcaattcactcctacgctttgtccaccccgactagag
accggtccacacaaaacaaaggggccagagggtctatggcagttggcgccttcgaacagggacaccagagcgggtt
agcttttattctttttcttctgtgtcctggatcgggcttgtctctgtgacttgcagctctctgcaccccacagctct
gtcaggaggttgggctgagtgtggaagagctagggtgcgacaactcctgtgaagaggatgcttgcctgctgagac
ctgttctggctacctgtacacacagtctagacagacacccacctgactacagctctcctgtctctcctgacttccagc
atgagctccactctgcctctgatgtcgatggacctggctcctcttctcctctccatccttgcctggcccaaacagctctt
gcccactcactccccccacctgctggtctcccttgggaagctctcggcacatgcccaggagggggctgctccttga
attgcccctctatcaggcctgggtgtacctctgaccccgcctccaaattcaccggtccccctattttcagccacga
taacttggagcatagggtaggagtccagactccctgggcttctggtccttctcctagtagccagccttggacat
cagcacaggatgatcatccatctgectcctagtaaccaggttaccaggtatccccctctctatacaaataggaatca
atltgggtttttagacacccagtgctagggacagtgctcagcaggttgagaacactttcaaagagtggtgagacca
cagttgccgtgatggggcagagaccagatcaacgtatgtatgacacacgtatgtctgtctctgtccacagacgtagt
ttctcaccaggccttccccgacaagaggaccgacttgttctctcctcctgagccctataactaaaggggtgtg
actttgctgtggtttgtccctgctctatgcaggattgtcacctgcccagtgcttcaogctcctctattacatcat
tccacaggggtgggtgtgacaatccgcagttatcacagaggacactctgtgagtgtcctctttacagaggaggacac
tgacactcatgtggcatgtcacctgcctgggtcgcacagctggagaatggcagagggccatgtggccagcacagg
aagagccccagcttaagtgcctagcagggtgaattcaggttagggaatggtggagctagaggccatagtcccac
atggccccaccatggggtgaagaaatggaagcagaaggcagccctgagcaggtcagcagagagtagggctcgtctttg
gttgtctgaacatgggcagggctttggaaatgaggggtgtgggcttcccaggaaggtaagagtggtactcgaagta

ctatcatctccagggaggggagagtagagtgaggggtcaatagctaggcactgtgtgcccctgagtgagcaataag
atgcaagacacacttactctctgtatatacgaggggttccctgctgtcttgggtagatgcatggaggtcagcatgctac
aatgttacttcccttgggtcttgtctgagttccacgtgggtgccaggtgacttagcatggatgggaagtttgggtcaa
ctactgtctcttcaagaagcacagggaatgttgggtggcctgagggatgcaggctagtcttccctccagccctgttc
ccattccctggcggtatggcctgagcccagggcagagaaaggttaatgcttcacatagcacaccctgccccacatgggg
cagctaaatttgtcttccctcaccagtacttggctccccagcttggggagaaggccaccctgccatctggacatc
tagggccacacctggctagggaaacagaatgtcctgtgaaggatgaggttgtcttgtgagagaaggggagggatcca
gccagttccagatggggcaggaacaagatgggtgcccactggcctgaagaaggaggtactctgctgcatcgg
gtgggacctcagcctctgtgtagcctccttttctggaggtagcttgaggaaacaggcttccggcaccaaggccccg
atgtggccaggttcttgatactctgagttctgtgtcttggcactgccagagataccgtcatttcaggagagacac
tccctggccatggttctgagcctggcacgccccctgtcccacacaaggatctcatggtgctagagccttcatgtccgc
tggagggaaattcacacagtggtgacatgggtccagagggccccctctgtcattaccactaatatactagtactt
ctgatttcaattccctgtccactggaacaaattatagaagggatgacagtgaggacaaaccacagatattgatcac
gtcatgtagacataccataacagagatttcccaggccgggtaagtttctctggggatttccctgctgaccggaaaa
ggcccttgcctagaccaggggaccaggtgctcatgctgaagatccctgcctctctctgtgtctgggctatattgtgga
cagacttgctttagtttccactaggggaaggtgggtatccaggctcctagaagggtgggggtacatccccatggatgg
ggtacccttccagagcaggttccgggataattatgggcatctggtatataccaggtggcagtggagctgggctgag
caggggtgagaggagatggggaaataacaaggaaggaaggtccccatcctgtgtgattgaagtgtctatgtggccaag
tgacatctgtgtctcctcctccagttaggtggcagggtatggggaaggaaggtcagactcagagctggtcaagacag
aggttttcttgaggagccagccactctggctttaaaggagaggggggcttggagagccaaacatttgaagtca
tgtatccaaagccgtggtgacagggcatgatggggaaatgcttgggagaaggactcggctgagttgggagtatgtgg
gggcccaggcaggaggttccaaggttggtagctcttctgggaaagttgagactcggccacgtgcagggtgaggtaa
tgggagagtcggagacttccctaggggccagaggatagaggacatccccggcaaacctgctctgggtgcaagccctag
ctgaattacttgggcaagcccttgggtctcaaacacagtttactcattctgaactagtggggggagcccatctag
gtgctgctggggcccagaagtccctgccaggagtctggttagcatccctgggctctctctctccgtggaggcccacg
gggcttccaccaccagttttagggatggaattgttcccagcagatgtaaataccatgggctcaagttccagtcag
agctgcccagctccgtggaggagccgcgcccgcggttggctcagtgaggagctgtgtccctccagtgaggaggcctg
tcattggctcgggtgttggctcagtgaggagccgtgccgttggctcagtgagcatgtgctatccgtgtgtgtggctt
tccgttacagccttattctcctccgatatacctggcaaccacaggtctggctgtgtacccctgactctcatgttgg
ttgggactccttgggggggggggggggggttagcaggtgctgaggtctgagtttggcacagaccatcttgtcagctt
ctgtggtcctgttcatgatgacagcactgccagccctggaggagatccagctcagcaaggaggaggctcatctga
ggctttgacggagctggaggcaaggctagggcaggccagagacagccagatccctgccatgccacagccctgtga
cctggctgctgacagagcttctgacacggcggccagggcggggccagccctccttgggtgggtctctcctaaagt
ctccctctgocgattctgggcttctatgcctctcctcacaccacgggatgctgttctctctagggaaaactcaagt
cttcagtaaaaactacaatctcagagccagtgagatggctcagtggtggaaggtgcttgtaccagttctgaaaact
cgagtttgatccctgggacttacagagtaggaggagaaaaactgactcccggaagctgctctgacccctgagttga
geatctgcaactcacagcatgcacacagcacaacgtgattattttctatactgtgcttcccaactgatttttt
tttgtacttccagaggacaagttagtttctcaaacctggcctcttggccatcatgacttgatgttttaaatcacttt
ccgtgcttatgtaatctgttccctgcggtgtctggggatcgctcctctggtggacacatctcttagctagaggagtgt
gtgggacctatagaaagggctcagtaaaagagcttggccatgcatctatcaatctatcatctatctacctatctata
catctatatactatctatctatctatgtttgtatgtatctatctatctatctatctataatctatcaatctatcgtct
atcagttctatctatctatgtatctatctatctatctatctatctatctatctatctatctatctatctatctatct
atcatctatctaccatctagcaataatctatcaatctatctatctatctatctatctatctatctatctatctatctat
tcatttctctgocctctgccctgocctctgactgtcatatgtctgtctctctataatctatctatctatctatctat
ctatctatctatctatctatctatctatctatctatctatctatctatctatctatctatctatctatctatctat
ggctctgactcttcaattatctctctgtctctctgtgcccctccctcccttccctccctcttcccttctgtc
tctctgaagagagagactataagttataatagtaaggttgggttaccagctgcaggaaatttgtagaaaaaggg
gggagggtgacagggctgggtgatagtggtggcttccgtgaggctgtgggtgctccatgagttcagagctagatgcta
gtaaggaccatttaaggacgtgggcaaggaggcatgtcccagctgaaggactagaagtagagacagagccaaactagca

ggtggcccatgtgcctcccattaagactgttaggactctagcaaccagtgaggggcaagataggaggggtgagcaggg
gcctgtgtccctggcaagcagggtcagaatttgatcttcagcatgagagggttggttggatgctccttccctgtgtgg
gtgcaggaggacctggtaggcaggaggtgtgaaagcagaggacttggcaaggggtcttggggcagagctgcaaact
ctgccaaactcctggaagtctgctgctgcaggtagcccttcccacctcccgtctctatttccaggcactgggcac
ctgccatttttttcttccctctgcttgagctggccatgtggacacaaggggtgaagagggacccaaactcctccctg
cttctcagtaggctgtccaccttcagatagccgtttctggaattgggaaggcaagccagcatgggtgtcaacagg
tggggtaagggtgtggcaggtagagttaccagcagagtagctcctgggtacaatctgtactgtgatcccagatcccac
caatccaaggctctgtgtgacaacttccaaggctacatctatgatgggaatcttccaggaacatacacttggagtcc
tcagcctaacaggggtctcaaagtgtcattcctatcctgagaacatcagtgggtgtggcaagggaatttgggaga
ccatctcagacagtggtgcacagcaggactgacattcatccaggtgctgctgccacaaatgtctttccctttt
tttttttaattaaaaaaatgtgggcaagtgaatggctcagtgggtaagggtgattgctgccaagcctgatgac
ctgagttcaatccctgaaccccatgtagctggaagaaagaatccactcctcacaatcaatcaatcaatcaatca
aatcgaccaatgtaataagtaaaaatttaaggaatgcctgaaattctcctaacaatataactagcattttattcta
aaagtattattgtgtgtgtttttagctgaccttgatctgatgagcttgccctcagccttgtcacagcagggactgca
gtgtgcaaccactgctgtcttccaaacaacatlttgaagcttgaagctcagcagcttccagcgtcttaaatcccagg
agaaaccctggcccatgagccttctcgtgctgctgtagcactcaggctggcacccccacactgaccttgcctccc
tgttcggatttccctgttcagtacatgttctcggacactaggtgggttcagcacggtcttcacagtcctgtacactg
tgctgttttgaatcagcagttcgttccctggctcacagtcaaatgtcacctaacaatgtccgggtcatalgtatctggc
agttcctctctgtatgtgttcccagctctcaccctgtctggctaaagtgaataatgtcactgcgaaggggctgga
gtccattcactgtgtgacatgagccatgtcctttcccttctcagcttggcgtagtccttgtaaaagggagaagagg
accaagtggtccctgggtaggacttctaagcatgtcctcttgggtctcaggggtgcccagcctggcccagctga
ccagcccactctgactgcgaagagatacctccctgaccaatggctcctcaccagaaagtaccattccccggagctg
gtgaaggcagctctgtccaccttccatgctgggtggccaatggcttgtcaaaaccttcatgactgtgataaatggga
ggtgggaaaaatataatccttattactggagaagagcataaattatgttaattcctgtgcttattatagtgtgtgac
cttgggcaaggcatgtaaggcctctgagcctgtcttctgagtgggagggactgcgatatgtacagggtacttgtcc
tgtgtcatcctcccttgtgactgagccccaccccactctctacctgtgctcagctggctcccttttactggccct
ctcagcttgtgccactctctgaggaccatggcctggcgcgtgccatctctagatgctgcccacaaaccactatga
gcagcctcctgctgggtcagacaaaagcgacagatctgccttggcagcctgggcaagcttggacctgtctgctt
ggcagtgccagagctgggcaagctgggttgggggttagaaggctgcccagggaggctgctccttaatgggcagcg
ggcaggtgggctggggtttccctgcccacccctcccacaatttactgtgctgagcgccttacgctgcccgcctc
caggggtgactgtgagtggcgagcctccgctgggaggtgtgctgaggaaatcgtggggaaagcgggtgtgtggta
ctagctggggctagagtgacctgtccctttatctcctttagaggagaccatccacaggtgacaactccaggcag
tccatgagccttagccttagaccttggagggtaggaccatagagggtctttagtcccaggttaacctgcataactg
tgcaatcagggatggttcagcaggggcccctacacacgctcttactaagaggaacggatgaagttttagctgt
ctcgaagacctggcgacaagtcacagccttccccctccaacatacacaacaaagacctggcttgacctaacctgg
ccgtcattgtaggttaggacacggtgacggcagtcagggccattctctcaaaaaactgaccaagaccacaaaga
ctaaattcccttctccaacagcatctaccaatgtgagggacatgcccttcttaccgtttctggcagcagaatc
cggaatggcgtctctaaaaccaagcttgcctcagctcacctcctggaccagagaatgagctgcttgggagtggtg
atggtagggaggagaagagaagggagctagacagggaaaagggaggcaaggggggggggagaaagcaacgtgagtgga
aggacttagcacagctctggggtctccttgcaccatcataggcagccccgctccacttggctcgcctggtactga
ggaaggcaggatcccccaattctcagtgctcctcctcttctccagAATGAGCGGCAGCGTTGGGGAGATGGCCAG
ACCTCTTCTTCTCCTCCTCCACCTTCGAGCACCTGTGGAGTTCTCTgtgagtatggagaactccgctcactgggt
ttgggtggcttagctggcttggataaataaggttgggagaggggtctgctgaggtagcagctgcttgggcatgct
ctgtgtgcatgtgaccacagtcaggtctgtcctctggccagttctctagagggctgtgggcacagagatcatgtg
tatgaagcattttctaatagtcctgaagggaagccgagggctggcagggattgtgggagctggaaaactccggaag
tccaaggacataatggcttatctcctgggatggacacacacacatggggtagcctgatctcctgaaccaggggagc
agcggattctggagcagatgctaacaatccagtgctccttccctccacccccacagAGAGCCAGACAGCACCTACTTT
GACCTCCCCAGCCAGCCAAGGGACTAGCGAGGCATCAGGCAGCGAGGAGTCCAACATGGATGTCTTCCACCTGCA
AGGCATGgtgagcggggtgctgctaaagactggatgttgggtgataaatcggggttggctttctccggtggaacgag

gaagcagggcttgggtagcccaccttgggtcgggaagaaaaatatgcaatgagctcatggtaactgtcgattcctagg
taagaatggattcaagcatgattggaccagcggtaggaagagcttcgggcatggctggaccaggtggttccctgg
gaccacttccctcttacttgcactctctcttctctggttttctctgggtacettgttcttgggaagcctcggcc
ctcagagattgtccaacatttggagccccgtggagagggccaccctcttttctcttggccagaaactgcttct
tcatgttggctctgagcacttgtttgctatgtgctctgagctgcccctctcttctgattggcccatgttctat
agctatctctggactggctcaggatgaagggtaactaaggcaggtccttatattaggagaggaagatgtggccagtg
agacagtggttttattcctcatcttgtgctcttctctgggaccaagaggggtaccaagcagccagccttgggaat
ttgctcctattgggagctcctcttggcaagaagacacagtagctgtgggattctgttctctgctcactctctggct
accactgcccgtgcccctggtggtgccaggaactggaggaaggtgactgaagcatgcaaagggcaagtgaagccctctg
ttcccaggaagtcctcagggccttctgtcctcagcatcctcccctactggaccaccaagtgctaggatcccaa
ggcgagaggggtgggaagcgtcaggcggggacttgttggaggaacctgcaagcacattaaggaagagcaaagccc
aagccgagttggcacatgtcggctgcagagggcaccagacagctgagcatgtctccagtgtagccttctcccactag
cacctgatgagccatatgctagagggcccaggactctagaagccaagcaaagtgtagggctaaccctactctggagg
gagaagcctggccactttaggcattagtgaacaaggggtgaagagacaggaggcactatgccccttactctcccctct
ctctgtagaggtggaaggttggtcagagcccactgatctcccaggaactgggtgagactctctatagtggcagccc
cagggggtaaaggtatcatcctggtgatgcccacttctctgagctctgcccgtccagccctgatctctgcccagctca
ggagcctgttccagaatagcagttcacctgtaagtgtccattttacaggcaagggaaactgaggcagatgctgtggaa
ggagagcctggggcttggggaagagaatggtcctgcatcatggtgaggatagtcccccatcctgcccgttactccgt
agagacatgattctgacacccatcatctaggatataatgtgttctccagtatagagggataggaggtggtactaggc
tccagggagggagggccttacacaaagactctaaagatgcccgtctttaggagttctggaagctgcccacagctct
aagctaccagcttatgcccagagggcagagtgctcagagaccccactgtgactgaaggaagaagcagggaaacagc
cctggggccccggaggctagggatgtggtaccaccccggccccaaagatgcccacgtaaacgtgttggcgggtgc
tctctgggtgctcacctgctggggcatgctgctcccagcaggggtaaacggggcggggctcaacacctccacaaaca
ggggccgcttctcaggtagcaaacacgccttgcagtaaaagccatggacgaaattcctggggcagcagctcagctcct
agaagtgggaattccctggaaacaggacttctggcctccctctctgagggctcagctgaccctcatgcacagttct
ttcaagagacagctactggtccaacagcttctctgatgctcagaacttccagcagtcctgacagcaaaaatcaagac
tcagagatgagtgacagatagggccatgtggcagcaatgctccagagctcatctggactgcagggaaactgggggtg
ggtgaggtcttgcaggtgctgcaggaagttgggggtgggtgggggatgcagagagcactagacattgcatgcccag
aaatgaggtagatgaagttgatctcataaattacatggtcgattacagcttattaggatggcagaggaaggggca
tccagggcaccacagggagcatctttagtccagggatggagggcagctatggaaatgacagtttggggtagacatgtg
tgagagtggttggggacctacagaatccatcatcgtttcaggggtgcagcccggaggaagcaatggtctgggtatag
actacagagtacagactggtctgtgaatgctgcagacagggtagcctgcccagggcccacattcagctccacaggtgc
tctgctatgtccagtgctgaagtccaggagctgagcctgctgactcaccctggggggggggctccaaagtctgat
gggcatcagagggaggggttggggagcactctcagagggagaggttgggtgagcactctcatagggaggggggtg
atgccatggattcacgtgttgtttgcagcggcttctaaggtgctgggaggttttaagagagtgccctgagtggtg
gttttagagttccagggctatgggagggcacagagaggaagggccctaagagggctgggataccagggccagctcag
cgctgtagtaggtggaagctcccaaatgctatcccctcctgagaaactctagccccatccctagctgggtccagg
acaagaaactaccagggcatgttctcaggtcaataggcagttctggcatttgaggttetaaggacttccagcaac
tccacctcctgttctcaggtaccccctccaccccacagagcccactcagtgatgactgggtgtccagttgttcc
tgtgtgctggacaatcccacccaaataccaggatagtcagcaaggtgtcatggctaaagccagcatggcccttga
gtagatgggatatgtattctcttcaatggttctctctgtgctaaagggacctcaaacgggagattgcttctctgac
atggaatgctcagcaggtctaccagctgtggtgaacctcagaactccatgatgctctctccccaaacttaatg
gctgtcagaaaccgggtgcagtcagtgagttcaagttctcagatgctcccagctctccacatccttctgtgtgaagt
gaggtgatggaaagggctagaaatggagagggaccctgggagatcggtgcagcctcctgggtaccagcttctctgctg
gcttctgagaggggtgggcccagggcctcgacatctaaccattcccgagtctcattggagtagagtggttgaaga
ttaaagcaaatgggatgggagggagcggatgaaccctagtggtctgaggagaaccctaggcatggtgagggagc
ccttctgccccttagcttctctggtccatgtagatggcatagcagagcctagacagttgtgataggtaagagggaac
tgaaggtctctggggctcagtgctctgggttctgtagccatcctggcttctctagttgggaggttctcaggtcctt
tagtctcctggatctgagtgggcccatctctaagatggggaagtggaacagatcagaagccataagtgctgttctc

ccacagggagtgcagtttagctcaagggcgaaggcctatgttttccacactgttggagactctgcacagtttggcat
gcaggggacccggactctagagctggctttggcccttggccattttggcttctgcatatggagctccttgcctctgc
aaatggccttcagttctagctgtccttttagattccgggtgcttcacagaaactccaacttataaaatggcctggaga
ctaggtgcgggtggcacgtgcttaaatacagacccctgggtggccagtgagggtggatctaaagtttgaagccagcct
gacctacacagagaaaacctatctcaaaagtgaatgatccccctgccagctagaagagaactcagagatgcctct
cccggtgctgtgtagggtagctgaggggcccatgccaaaggctagggctagtccacaggggtcagcaaggttga
gaatcaatgggtgttgcacatgtcgggggacaggtcccagatcaataaggccctaccacagggctcttgggagattg
agtggagggcaaagttcacattgtgagcaccgtgtgccaagaggcagtgagggttgaccctgagggcagaaatcc
cagttctcaccctccatgcccagtggtttagcagaccttctctctgcttccctgggtctccatggaccacaagaag
gtggacaccaagagccagaggccgggtccagctcttcaatacagaaaaaggacagagtgctgatggtcagcagagga
aaggggagagaggcaggtgccctgggctgggtgacaggtcactgcccttcccgctcttcatgtcctcctccagg
cctgcacctcccctcagatgccccttcccgctgttctggcgccttctctagcaacagctgttaggaacagatgg
gccgagaggggttgggaggtgctgcagctggctgggcagaaggtgctctgctgatctccctgtggcctgcagggga
ctgagccagggagtagatgccctgagacccaagggacaccaaggaaccttgcctggctttagaaaagggatcgtc
tctctcctgcccaagagaagcatgtgtatgggcccctgtgtatgaatccttggggcaggtaggtcaggaaggtatgac
cttggcaggggagaatttatatcaaggggaagggcagggcacaacggagatggagactgagtttatgtgatcctcttg
ggacccccagctccccaccacttccagtggtttctgaccactcttcccttggcagggcttggtagcaagaggggtcga
aggtgtatagtagtgaacttagctgagccccctcccagttccagagctcactgagagccattcctctccccaac
tccaggggtccagaggaagaggggacaaagccaccagcagggacagtatgtggtgtgtttgctcctgaatcaacacacc
atacttgggcaactgtagctctgagcatgtgtgtgagagagaacgccaggggagcctgcagaacttcaacttccacctc
agctgtgagagctacagggagcagtcagcaaggcagagcctccagtggttacccccagagaagcaggtgctgagggac
cctggcaactacctaggggacccggcagtgagggcagacaggcaaacccctaggaggaagcagggagccaggtcgggg
ctgtggcagagagggagagctcagtggtgggctcccttccctggccagaccgttccctcagggctcacagactctca
ggccaggtgcttctctgggagtcaggtgtgagttctcagggacagtccttctccttcccgcccttaatccttcc
ctttatcttctccttgggggtgttgtgaagccaacacgacaattgattgatgaggaccagagtggtgaggggacac
aatccttaaacccccaatctagaaaacttgaagggccatctctcagggctctctggagcagcctggccacacctacgg
ggtgggagctctgtaaaactcagcccttagtccccatggagggagggctgcagttgacccctggctctattataaat
agatccctgagcagtgcttctccaaagattgctccccaaaattagactagaaaactgactttattgttcatagctgac
ttatgagcagtgacacacctgtgcagccccagccatgaacatgctctcagaccagcgtagggatcagtatgaagtag
tccatcttactgcttctgtgaattccagagcttgaacaggggctacagccaactgccacagccctctgaccaagcc
cagatactgcaagctctctggaggggagaaggaagctggttggaaacttggcgagaaaggggtaaacagaggactctg
cttccacaccatctctggctcttcttgaacatccttagactctaaatgtgtgtgtgtgtgtgtgtgtgtgtgtgtgt
gtgtgtgtgtgtggcgaggggggctcaagctgtcctctcagggagcctagagattcagggccgatgaccttttccac
aggacacgcacatctgttgtggaccactatggtgacttcatgctggaaccagacctgaaactcaaatgccccagacaa
ggggcagtggtatccactgtatggtccccactaggcagatgctgatatagagccccctggctctacaaactctaccat
gctgtgggtgccttctcgggtggcttccaaaattctcttgggtggagtgccctgtctctgcttccctggacttag
ctagagccaggacaaaaatgctgtctgtaaaactctgttatgggttcttggctccaaccgcccacttgggcttgg
acggtagttggcgtgttctcagctctccccctagccccaaagcactactggtgtgtcttccctctactcagtccttgggg
tggctccctgtaggtccacgatccctgggaaggaggcaggttctctccccctgggtcggcaaggctggcgccaccatct
cttccctcagggtagcccaaccagactgcaaggtctccaggaccagggctgactgctcatgctttagagtgtagg
ctgtttgtaggtgactgccacagccctccggagccttccctgagtggcagcttagaagggcccgagtgagggtgat
gatctccaagccagccactgacctgcatccccactgctccccctgctcagcctgcttgggtcgggtccaacacatc
tccgggcaagctgaggcctgccctgagttgatgaatagtcataaggaaataaagggggggccccgggttgtgttgg
atgcagccagttgacagaaatgagggagatgggcaggggtgagaatgccaaactctcagtcggcagcctctgagcatc
ctccgctcctgcttccctagccacagagcctcaaccctcagtcacccccacgggcagccaccagctctaccctac
cccactagccaccagaccatgctcgtcccggcgcacaccagctcctcagcgtgtgcagacccccacgagccta
ccatgctttacgtcggtagcccatgagacacctcgccacggtaggtgtaacgtgctggataggggtctgcttaga
ggcctgatgccatccaactagggggcttggcagagctgcccattggttggggctcagagagacgttctcttactgccc
tgatggcagaggggttaggctggagagtgacaggttctgcttctgttcatccttggggcagctctcagaggatcagca

gctccgggctgggcaggaagtgggatgtgggatgggaggcttggctggcgtctggtcaggggtggtagagctgctgcc
caagcccctgggttggatacttctgagatgactgttgaggctggggctctggccatgctcagggctcccagatag
tctgccctaggagcgtgcaagaggtcatcttgggttgggcttggcgtgaagctgccccaccctgccaagagcat
cctcacctgggagttgttcaacttgacagcgcagatggggcgcttctcatagccatgggctctcctcogtgggtg
tgaactccaaggcagagacagggcagcgggtggacccaaggtccctgttgctcctctcaagcaggtacagccagcc
tggcagagagcagaaggacagaaggatggaaggagccacagcctgtgcttggcctgagcccaagggacttgggctca
ttccagacttggcaggtccctggggtcaggcagacaccaggtgctaattgagcagcctttatgaccagttaaaa
tgggggagatatcacatgagatcacctgagtaagtgacccactgcatgatcgtcattggggggccagcccttcttgat
gaagcagaattaacatcagaatacaaaaggcagcttagaagcagaattaacatcagaatacaaccagcagcaggaca
accacaacacctgggtacagctgccccacaaggctatttcccttttaggagagcagagagagtaaggaattgtaca
ggaatcctgggatggcagaggtgtgtgtgggtgttaggggtgtgctggtaaggggtgtgcatgtggcgtgggggtgt
gcatgtggcgtgtatgcatcctcttatgatcagggaaaagactgagtggtggaatcacggttttgcacaggtgc
cctcctgaggccagtaggagggcagagtcactatccaggaccacacagagacctgcccccaagacagccgctgactc
tggctcctgggtgccgctgccctaggctcagaaccagtggtggctaccatgtcatgatatttctcattttgtgtgtgc
tgtggagcagtgctgtgggt
gtgatgtgtatataatgtgtgtgcatatgggt
tgtgtattcacatatgtgtgtgtttgtaccacaaacctgt
gctagaggtgaaccttgggtatcactcctcaggtgctgtcctgtactctgagctctcacttgcacctggggtatg
ctgtgtgctgagtaggctagactggctctatctgtctgtctctgectcccaactagaattacaagcacacactgcc
atgtctggctctgttacatgggtcccttggatcaaatgcaggtccctatttttttggggcatgcacactaccaacag
agccacctccctggccccggtgtttctcttaaaacgcaggtctctgtggctttctctccccctcatgcttcatca
cagcaccatgcgctcctctgcattctgaccagcgtagcagtgtagcttgggatttggctggggctccaaggctgggc
tgagccatcattctacctgctgggtgacttagtttccctcatttcttggtagagggatcgtgtaggagagcatagcc
ttttgccagagaaatgttaaaccatgtggatggagccttcgccgctgtgtcactccccaccatctgectttgtt
gtccttacaacttgcagcagtccttgggagctcacaggcaagacctgtccttggagaccggactgattttcaggat
gccaccttatccctggatgggtttctcataagtgatcccatcttgggttgggggctcagtatacaagttcaggctt
tatctctggtagcactagctatgggttgggatgagacatgtgaggccatgggctgagacagtttccctctctgta
agcagggtagtagcaactaactctcatgcctgctcaggccgcagatagagctatgaggtaccatggcctctggcca
tactgtgcccagcctttataagtcagtgagggtacagagaagctggcctagagaactgggcacatgttctctctcc
tgtgagcctgctcccaccttccctctctctctgaggactagagactttgaccgagtgatgacctacagctgagtg
cagccctgtatgtaaggcaggttggctcggctcctctgcacaggtgagcccatttacagagctggaaagagctga
ggcactggagctgggctgatagatgggatgagatgagcggggagaggctgcaactgccactatctcctgatgccc
caaactcttagcttctcatcagctccagttctcctgcatgtacacgtctctctctctctctctctctctctctct
cacacacacacacacacacacacagagagagagagagagagagagagagcagctcccaggatagtaaggca
agtgtgctctgggtctcagtgcttctgtgtgaagtgggctcagcttcttctgcagaaccagcatcaggttg
caggactggtagacctgggtatccclccaatcccttaacccccagaccaacacacacacacacacacacacacaca
cacacacatgctcttataggcaccacacatacatatgaacacaaacacaccatacatgacacacaaacacacacat
atgaacacacacataatgaacacaaacacaccacacatgacacacaaacacacacacataatgaacacaaacacaccaca
catacacacacaaacacacacataatgaacacaaacacaccacacatgacacacaaacacacacacataatgaacacaaaca
caccacacacgcacacacaaacacatagcacagcacaatcaatatacagtggtgcatgaatacctcatactctgtg
gtaaggcagcatagacgtgcatgacagcccagggtggagttcaccctgtctggagcaggttccctgtgctcctg
cagaaagcatggcttctggaccggaggagcccaggggggcagcccagggtgagagaaggttagccagtaacaggaaa
gagctgtaggacagacgagtgaggctgggtgagtgctggttaactgaccacagggggcagggccgagactgggagaa
gggatttgggtccagggtggggggccaccagcacctaggggaagtcagagtagaggaaattctggagattctgactggac
ttgctgactggctagatgtcggggaaggagtggttagagtggtcctcaaaggcttctgactgtgatggggaattgct
gcaggggctgagaagtgagattgggcatctctgtgagtggttgggggggggggggctcagcagttgagcagatga
ggtagagaggggtggccgggacaggacatctgtggaggtggtcagatgtgagaccaagaccaggttagaggacaaggc
cacaattaccttagaaggcctgtagtgatgattagaacactgtagggttctctgtgtgggaggtagacaaagagc
ctgagcatgtgggtgggagtgccaggtggacttgcaggtgtgggagggcaggtgggcaggggtgggtgtgatggacaga

tgc atgggtgggagtgccaagcagacatgcagttgtgggagggcaggtgggcaggggtgggtgtgatggacagatgcat
gggtgggagtgccaagcagacatgcaggtgtgggaggtagggtgggcaggggtgggtgtgatggacagatacatgggtg
ggagaggacaggtggacattcaggtgtgggagggcagggggcaggggtgggtgtaaagtggacatgagtgltatttaag
tcggggaaggggctgtgttaagaggagtgaggagacaattttgggaaagagagccacactgaggagcagcctggaag
ccagaagagggtctcatgggtgacccgggacaaaggaccccat tacaaggtagaaaaggaccagaatcagctgcat
tgaggagctggtgaccccgaggaggtagaactaagtaggatcaggtctgaggccaaggc ataccaccagagtcg
gatccaagtaggtcatcctggaccoatgtcccttctcagtcocctcgctgtgttgaaocgatctgcttccatgct
ccgtcccgtcccctgaaagccagctgatggggtgtcagcccatggagccaatctgagctcctaggaacatcacct
cagctggtgggaagtcttctccactggcccaaacccaaacctggaaactatcctcgatccccggcacaacacctcat
ctatgccgtctgtgttccaaggcctcagagctggccaccagtgctcagacgtgcacggatccactgtcagatgt
cctccaccaccaagcaaggggactgtgcacggctagccataaacctctctgctgaaccagaagtatgctctctc
acctcttctgctgtgttcatccccatgcaactgtctctggccagggctcctttccctgccacccccacacagaacctg
ccgaatcccacaagacctacagattaaaaacctggcagctcttgcttccagagccccaccttccagacacc
ggcttctgctcttttgggtggtcagtat tttctcccttacgtcccggaggccctaagcttgaatgctggttagctgga
tggtctgtactgtactacgaggggagagctcagaagcctctaccaagagatgtcaggagccctaactgaccagtcg
atgccctggatgtgggcagcctttgtcctcacttccacagcccatccccagcttatattgggatgcttctcc
atgggggggggggtcccaagacaacgtcacagcctcgtatgggtcgtgcaggtgacaggggcacacacatgggccc
acatcacgcttagtgaacatctcatgtgtcactatctaatttctcagcttagctgctcattctttgtttctccctga
cctaagatttaggaagagcccgagggtccccactgactgtcccataaatggggacagtcocagtggggactgtccc
atgaatggacagatgggcagaaaggcagtagggggcgggggaatgcaacgaacccaatgctggatttgagactac
aagaatgtccaggggagaggtgctggcagagctgtgtccctcttctgttctctcagacagacaactcgcctttgct
gttgggtacactcggtgatttaaaaattcctgtgaatcactgcagcttgtaggcagtgccaaagagatgggggagc
tgcctagagaacccctggaaggtctgctctgtgataccctgggtcaggctatgttgggggaggggtggcctgggtg
ggctctgcagacacatgctggcagcccagtagagcttctgggggcacgttccccgggtttgaggtgtgaaagttc
cacatggccctggcatgggaccgggcaaggccctgctcggcgggcaaaaggaggggtgcaatgcacatacctctagg
gaggcagccgtcccccatgcacaagtcctgtcttggtagatttccattcgtttaatcataggctcggggagactg
tgggaaacaccatcaggatggaggtctccagctagcacagaggcgggagagatggctgtctccacagagccaggggg
ctgtcagtcactaacccaggaagcgggaaccaggtctgacctgctgcaggggaaagaccocgggttccagacgt
ttcttccctttagaagaatccacagtggtggctgggttttggaaagcaggaggaccctaactccccatccctcagtg
ctgggtcagagcagaatgagtgacatttgtcaccagggggccctggggtgagccattcctgcagaacaccaagatt
ccctggaacagatgtggtcacaaggtcatgtcactcatacctgtgctggatgggtgaaatgacctctgacccctacc
cagaattacttccatagtaaggagcgggtgaaggccatggggcagcaaatcacgtgccagaggctgggoccttgaatc
gaggaagtgtgttgggataaaaggaatggagggctgcccagtggaacctgagaagccacagcacactatgctctgtaa
gctagctcctgtctccagttcctaccccagttgcttctgtgaggaagctagggtggccacaactaacctgaaatcc
ataggaaaggggtgtgcagagggccagggcaaatcttagaaagaaggaggaagaaatggaggaaagggagaaagggc
aaagaagggagaaagggaggaagaagaggggaaggggagagagttagagaagggagagggagggaaagagaggggag
gaagggaagggagagagaggtgagggagggagagaggaagggaaaggagagagggaaagaaagggagagaggggta
gagggagagaagggagggagggagagggagggagggagggaaagggagaaagggagagaaagggagagaggggag
gaaggagagaagacagaaaggaagaagaggaagtgtgagaaatgcaggaaagatggagaaagtgtgggggaag
ggaggaagtgaagccttaggcaaaatcctctcctactgaggtcactggatttgggtagggtgtgctccatactctc
cagttgtccggtggtctatgagaccatgttcccagccgggcaggtgggcacagcttgaatcccagcacttgggag
gcagagggcaggtggatttctgagttcgaggtcaacctgggtctacagagtgagttccaggacagccagggctacacct
cgaaacctgtctcgaaaaaacaaagcaaaaaacaaacaaacaaacaaacaaagagcccatgttccctctgtacactt
ggggaccacgggtgggaactctgaccttaaggctgagttccccctgctgtgtgctggggatcctgggtatcattcctga
gagcctggctgaggattagaattggtgggaccaggaagactgtcagagctgctgtgggtcagcatgaggccagcac
acaggaagtctcctctgaaagggcatgctcaatacaggggtatggagatggtgggtgccccctgccggccagggcag
atgagcctctggctggtggctgtgaatcagggactgggtgggtcactgtggcgagatctggaggcctgtgtgtggctt
ctcagaagcacaacagtgacagagtcagtgctgtgctctctgagagggcagcgccgggtcaggaccagcacac
ttgaggccctgtgtgctaccgtgacctgttctcatttctttgtgtgactgactccgagtcctcatcagcatcaca

ccgaatcacctcgatgtaaactgaggcagaggagtcacggaaaggggttctgtgtgaagcagggttaggggagaccg
gagataacacagataaaactggaaggaagcccagagcgctggggcggttcaggaggttaggatggctccgcaggctg
atctcctgccgaggagatgcaggtcagcctatctcctggaactccgcatttaaagtgcacaaccgacaggcaggct
ttctgtcactgtttttatttgagaaataaacttctcgggggaattgggtgtaatatgccctttgttgctaaagcact
ggatgcagccagtcacacctctgaggtccgtcttggtgttctgtgctatagcaaaggtgccgtgggtactgaagtca
gagaggagtcggtgtggaaggcacctgctcccaacctttaagaggtcgttcattttctgtctacatataaagaaca
gatcgatgagattgtttgtaggttagaaacagttaagatgtgagatgggagtcctcggggtaaaatcatagtatcca
atgtgtgcatgtgagggcaggagcctgatagcaggacggtaagagocctcctgtctggtaggacaagagagtggtg
gagaaaggagagatagagggggaggccctgccctcaatcaggcatcaaagagcctgtctaactatggttgggtatc
cacttcaatgccacgtgttggtacaaccagtacacgtccaagagtgagaccccggtgctgttccccatgtcccctg
ctttatgacgctgctcagctgctctggagctcagcctttggagacagccttgctcctgtgggcagacaggtctg
tcccttccctcactgggccttgtgttagtgggctggtgctgatgatggatcagttgcaaagtgtcagagctcctggat
tctggcgtcctgggtggctgaagcaggggtgttccctctctgaaagaacagccataggtttctgtctcccagacctgc
ccccacaacctgagacaagctatgtgtggatttctcactatgcagaagataaaaaatggaggcccagggtatgt
ggaataataccccatctcctcctgctcctactacctacctacctgccaaaggtatagtgtcaccctgggctcatct
gtcaacctagctcagccaagagagagtgcttagaggagtgaaaccagcgtcatctacgtctcccgatgctcaagggaga
taagaaactcagctgccttgttagcaggagcttggggacctaaaggaccctgtgtgagtgctctatgctgatgacct
ctgctagtagagcagggtcaccagcctgctgtcaccagggccctgaagaggccaaggagacaaggtgtgaatact
gaagtctgagcctaaggaaagagagtagaagcaccagtggtgttccagcagaggtgccgggtaagccccagcag
cactatctgcaaggaccaggaagagaccccggaactaagggaataagagatcctggccttctctgtagaggtggggc
tcactgagacccccatctgtctgagccaaaaataggtcttaccctcaatggcctgggggtttctgggatgatcccag
acctgtggtcacagtcacgtgagcgaacagacctggcaatggggcctgttctcaaacctcatccccatcggaa
ctattgtcccccaattctgatgttggccttccccatgaaggctggtccaccagtggtccaccagtggtcctggacactgtaggaaggga
cacccttgggtccatgacgcctcatttccctcagggcctcttcaggtcacgcccagacactccactgcaagtatag
gcacatgtgtgccgcccagggccggcatgccctaattagcccactatcttggagtctcattgaaagcaaaacaaa
ccaaaaaagtgtgggtttgcccaggttcttccctgagggccaagtgggtctcgtctgggcttccggggggcctctggg
tctgggggacccctgggcttctgtgtagacctgcttaggctctctgacgaggcttctcatttcaacagcatgacgg
gaggcaaaagtggggggccagggtgagcctcactgcctggcaatgaggaaatgggttccctcccatgagcctcagga
ggagggaaacctgtgtagaaggaaagctctcttacctctccagtcactggggcttcttaccatcttgggagacagg
tagacactaagaccagtgaggagtggaagatgacctgggactgtaagaaacgagcaggcacaggagatccagcat
tcactagacaagggaacagactctactgggcagcctagtgccctatagaagctctgagagggcctcctctgaggg
gccccgggcttgccacaccagccagggttttgccccagtgctgagggcctgacctcccaagcgcctgttccctcc
tgcataagctcccacagatgctatogctgttcccttgggttaactgactaagtccttggcaaccacctccaatcatt
gaagaatgcagacaagttaaaatagaaacctcgtgcctggcctgcaacctgcttctgagacagggctcctgcc
catcaaggatgatggggatcgggcaaggagggtgctgctgctcctctgcagatgtcatgacttcttccaaagcct
ttgctgggaagagagtgaaacttggtgaggaaggaggtggcgtgcagcttcctcctggatctgaaacaatgtaac
caggttctgggatccctggaagcaggaaccaggaggtagagccatagtgcattctctgctcattcctagacagccgca
ccagagagagtgaccttccctgactatcacatagatgtgtgaagctgtctcagacttatcacattgttgtacattca
ctcattcattcactcatttgttaactcttctcattcatccatccatccattcattcattcacttactcattcat
tcaactcattcattcctctgccactttgtcctgacagaaaacgccttgagcaaccattccaaatcgggatcatgtggt
ccagatcagcaccactcagggaacacagtggtggggtcctgtgtctatagagccatctgtctgtgggattgcctga
gtctgttaaactccttctgtatcttcaggatccctgtgtctgtggggaccctgctctgtaggttctgcatcttcaaat
ctaagttagtaggaatccagaaacatttggaaaaaatgcatttatactgaacatgtacagacatgatcccttcaccc
cttaagcagtggttctaatggctacacggcatctgcagtggttaggttttgtgagccagctcggggatgtgtgca
ggctctgtataaatactacgccactgtctataaaggcttttattaaagggtgtctgtggggttccctgggctgatct
ctcatgaacgctgagggctcacgggtagaatgggaaccagctatggaattctgaaggtcagtagctgggttccacatgg
tgaaaagagggctcagagctgtggctcagtagaggagtggttgccctgggtgtgtgtaattgtgggttcgacccccagt
tctggaaagcaaccaagaaagaaactgggtgaatgtaatcaataacttactcctgccactgtaggtcatagcgggtgt
gcagagagtcattgggggtactttcttcccacactcaaaccttctgtagccattgggtccaaccttcagttctgtgt

ggttcctcacagactcacggctcaattgaggcataggagctgccttccagaggagagcattatgactggccaagccc
aacagcatgcaggcgcctctagctgctgtagccagggttagccctctgagctcagcagagactgtggcaagaccaag
gtagaggcttccactggggcgggtgggctgttgtcagaggcccgtaggagaatgggggtgcttgaatggggggctgtg
ctgggccaaccggagttctgacttgatgttgctcaaatccctacctcagcagaagtgggaccatgaattcctacctg
gagttctgttggcagaccttggagtgggtggggtctcctcagcctagaaccccacagagtgggaggtttacggcct
gcctcttctgaagggggcagctgtcgtatcccttgttcccttgaatggccttgggtgctgggagaggtaaaggttg
gggtcttctgttttagacagggttattaaggtataatccacagagcatacaatcttctcacttaaaatgtacagt
ttggtaggggttgaactcgcagatggcagagtgttcttgcctagagtgtatgaggccatgggttcaattcccaacac
tgcacacagtggtaccctgggtgcctgctgtaatcccagcactcagagggcatcggcaggaggatcaggaagagt
tcaaggtcagcttccatataatgagctccaggctagcctggctgacatgagaccatgtctcagaaactaaaaataa
taaagcaagaaagttaataatgaaatgactgctcagaagcttttgtctgaacagttgtatgtaagcattgcttcta
gaacattccacccccaccagagagaaaatcccagctccctccactctcgtatgaaagcctagcagccttgttgtgcc
tctctctgtctggcttctgcctctctgtcttggccggtctcagagtgttacctagttgaagtcacactgtgtgtct
gctcaaaacaaggttctgaatttcatccacactgttgcctatgttatcacaccctgtggccagtggaattcttaact
tgttctgctcacttccctgggtagaggttagggagacagggcaggtgtcctgtgacacaacaatttgggaaggcatag
gaaggactatgggggaggattcatgggttgactatgtcctacaaaccagccctctgtagagggatagtttatac
ctatggaaacttgggtcccttgacaaggcttccaccaagtaaaagttagggccttgcatattgggtgggaaggcgagt
ccgagatgccccagtgctccagagctggggccgccaaggaaatctctgctggattctcagaggtcagggtagcagag
gtcacagtagtgcaagagccagcactcgggggtcagagatggctcagtggttaagagcatttacttcccttacag
aggacacaagttcgggttccctagcactcacacggcagctcacaaccaccataaactccagttctggggggtctgatgc
cctctccgtaattgatctggggatcacactctgtgtccgcagccaggcttgaccaccatacttagtaagccaaaatg
ccacactaggaagtgggacaaagagagccactcaagtttggcttccgggtccaaagtgagagtgaacttaagctga
ggaccaagaagttgctcatctaacactgggtcaagttgtggggcagccactgggtgacccatcactgcagtttagtt
tcagtgggggcaagcattagaactctgtgaagtctcttctgagagacaacttcccttggggccttcccttc
tccaagtaggagattcttggagggaaaactccatttcttgggggtccgttgtttaaactcccatactcagacacaa
gtttagattaccttcaatttctaccaatcctcttacaccttctggcctgcttotgcacaggacacaagtgctgca
catacacgcatccaggcaaaatactacataatgtaaatttaaaaaatcttaaaaacaaaacaaaacaaaccaggg
ctggagagatggcttagaggttaagagcactagatgctctcttccagaggtcctgagttcaattcccagcaaccaca
tgggtggctcacaaccatctataatgtgatctggtgcctcttctggcctgtaggcatacatgcaggcagaacactgt
atacataataaaatataaaatcttttagaacaacaaagcaaaataaaccaacaaactagactgttacttgcctttg
cacgctcagcttttctactgtctcctgagctgctcctcctcctgctggggcgtccttagtaggaccttccctctg
tatcagcttccctgactctgacctaacccccaaaaactcctgtcaaggttcacagtggtgaccactgaggccttgtctt
ctctggccacctcctgcaaccatcctccatcctggactgaggcagcagggggctgagcacaaggtccccagcagag
agagaccctggcatggggcagtgccagtcagggccttgggtcttagcctcccttgttgtctgcaaacactctctg
tcttgaggcttagaggaggcaggtggtggcaggagatataatgtgcagaggttccaaggcctctctgaagagggcaa
tggggtaaaagggggcacttctgctctgagatcacacttccgcgtgatctagtctccgtagattgctgggtcaattgg
acctgctcattcctgcctcacaccttggggccctctctgtgatgtggggacaaggacagtgcccacctcaggcct
gcggaatccatctgagcttgagggaaggtctcgcagcacagacaggatcgattaagcatctacacttagggacca
ttctgcacagccattgggtagtcttccccaaatcctgcttgccatctctggacgtggactgggtagtctcctccattg
ataatttgttgaacacccaaggaaggaaggtgagacttccataagctcctagggaaaggctgacttctcctgggggt
cccaaggacagagaaagagggttcccagagctcaggttcccttgaatgtgatttaggggaaggactgggtgctcgtg
ggctagcctgagaaccagcagggtgctgggaggagctaccaaccctggaggcctggggaaggctttagtaaggaga
taaagtcagtttaataaaatcctctggaggctgtcacttagatctctgggtggctgagcagccttggcggagtcct
cacttagagggtgtatctaagaatcctgccttccagggcacctatgctctaaatcctgctgtacccccaccacc
cttgcagccagcatccaggctctcaggtctatgtgagcactccagcctctgggctgacctgggagcatggtggtacc
cacaggggtctccggctgggaacttcccaaccaaacagctccttccaggtaggtgtgcaaagcccaatccacct
tgctggcagctgggtggatcccaagaagccctggcaccgggaggcgagcggaggggagggcaggagaggtgaat
gtgcttttatcccaacacaagtagtgccctgttgggtggggggggggccaggaatatgggatgacttggag
cccgtggcccttaaggctcctgtaacaagacacctccccgacgggacagaagcggtagctggggcttccacctta

gcccttggttctcccctcccacctcccccttcccttgccagGCCAGTTCAATTTGCTCAGCAGTGCCATGGACCAGA
TGGGCAGCCGTGCGGCCCGGGCAGCCCCCTACACCCCGGAGCACGCCGCCAGCGGCCACCCACTCGCCCTACGCG
CAGCCCAGTCCACCTTCGACACCATGTCTCCGGCGCCTGTCTATCCCTTCCAATACCGACTACCCCGGCCCCACCA
CTTCGAGGTCACCTTCAGCAGTCGAGCACTGCCAAGTCGGCCACCTGGACAGtgagtagccgtgttgccagtggat
gcgtagaaggaggagcagcggttgagtgccacggtcctggtaggactgaatgagcacacaggtgtccacat
ggggttcccacctggccagagccaggaggagcatcgagcaggagggggccctgggctgggcagtggtgtggc
cacccttgacttgtggccagagtcagccagcctcccactgagtcggaaaggtcagagtggtgttgccagtgagg
tccatggggcaggaagagtgccgggttttctatactcagtgccctgaaattggctctggtcctgaactctctgtgaa
agtgttgaggagccacagggcccacccttctagttgtgggtttgtgtttgocctcatatctctctgtgcatt
ggcttgggactggctctccaggtgtggggctctggtccttccctgggtgcctccaggaacaacctggcatgtggc
tgggattagcagatgttgacaagtcaccctgtacacttgctgagagttgggcagacagctaagtaactttgacttg
cccaagtgaggtctgtgcccatttcacagtcaggaagctgaggtatgaaaagggaagcagtttgctcaagttat
gcagaaagtgagtagatgctggactggggacacatggccgtgagtgcttaccactgagcaccaggtctctgt
gggagatgggctgcaggaagagcagactgggacttcagaacgctggctctgggcacacaggacattgggtaggaagg
gcagccctagagccatccaggtctccatacccagctaaagtcagtagagggaaacctgagcctgggacagtaggag
gtgcaactgagggatgttaagtcaccccactctctccaggaagcagctggagatgcagccatccacgcagtgcaa
gctctatctcactctcctccagggctctttaaactaactcccacagtggtggctctcacattctctttgggagact
gaagagctggacagagccagacctgttaggtggccaccgggtgacagctgtgcctgactggctctggtttcaggctt
tgacctctagagtttcttttacctactgtctgtggggctcccagtcactagaccatcaccatgaaatgctcag
cccagctgctggagctctgaggggcttcagtgggccgagaggtctgggtacctgtggtgctccatcccaggtcact
gtggccagtgctcactctccgtgaccacaaattattggaaggcactgaggtcaggaggtctgaaatgagacagg
aatggtagagtacacagctgttaactcctgtcctgggacagtgaggaaaccttaacatggcctcctgaagtgggt
ctttgtgtagaactacctgctaaaggcctcctctctgcaactgtctgtagttttgggggttgaaggggacctaggct
cttctccacccaagctgagtgacctagggtcaggtcaggaagcccaggagacacatgggtacctacctcagtcaca
ggggctctctacgctgctctctacttccaatgcattccctagctccatcttagagtgaggcggggtcctgtctgt
cataaagatctggtgatgctgtatgtgggattgocctccctcctctccttgccagagagtggtgatgaggtcgtc
ttgcccgtgctatgggctcaggtgcctctgatggtcagggctggtctttgacaggggtgacagtgcccactctact
gaattcttccctccatttgggtcctgtgcagtcacctctgaggaactggacatcaagcgtcccagatggcctgtgt
tctgctgctctgctetaactgtccccaggggttagtctgctcagactggccagacataccaaagatcagggaaaggc
ttggcctcccacccaacttcccacccaggaccagggcagcagagctgagctgtcaggcaggaggatgctactgcccag
ccccctccggccctgtcacacaggggacaggtgggaccaacattgataatgagatttttggcacctcggcgactc
gggagcagacacccaagggttttctcgtatgctgagagaaggactggcagcagctgctctcagctctgggggtcca
actgtgtgggtgctgcccagacttgccaccgaggccccctgccacgccaccggctggtaactgatagataatcata
tttctcaagtaactatccatattgactgctgccccattcctctcagattggcaaaaacatgctcactggcctcta
agtgaccacagctglttaatggggcctttggctcttgccattgctgaagccactgtgggactctctgaccocaaaggat
ctacttacttgtcctgaccaacttcccttagcctgaaaatctgctgggtgcaataagaggtctgggaccttagagtg
gacctgcatgtatgaacacatacgtgtatataacatgcacaaggtccatatagcccggacacctaggtacacagg
tgtgtgttatgcatacatgtatatacctatgagcacacatgggtgtaaatatataatgtgctcaggggctatata
tggatacacagatgcactcacatatacctgtaaacatgccggcatgtgtgtacatatagcacacacatacacatgcca
acagatgagcatgtgaacatgatgctaatctccctgggtgctgctggggacagctgggtctcaggagtcocctcag
tggaggaggaagtgggacaaggtectttacatataccaaacagcaagatgggttccctgctgctgtctagcggcagct
cagccccctcaccctggctttgcttctgctgagagagacggctcttttcagtatggagacattgagagacagagttc
tgtggttaggcaagaggaccctgtggatggatggtaaccctggcctggatgatgtctgtagaaccaaggcag
gctgtgacaccgccagcctaactacagaggcagctgcagaggagcccaagagtgagggcgctcatgaatggctga
ctgctgagagcattacagatagacagacagacagacagcctggacatagtcttaagtgaacctcagggtgaagctgc
ctcaacctgt
ttatctgtcctgagagagagagcccctacctaccacccacccacccacccacccagccaggcagcagcccctggag
ggaagcacaagcctctgtgagggattctlagggaggacagggctgagtcacactaatggatttggagcaaacctt
ccagccccctcggaggtttgcaaagcacaagaatagaggaggtgtcccacatgattgtggtatcaattgcgttatcc

taaaagtttatggaatgcataaatggaattaataccttttactggcacggggagcaattatgtatatttaagccca
gagaagagttctaacaatgtttattgtggagatgaaacgtgaattattaggggaaacaagagcacttatggagaaat
cgcagcaattgctcatattgtgtotagctttgccggagagaatgggctgccagtaggctggctccggcttggctga
gcagggtaacctgcaccggagatgtatgtctgtctctccatccactagtggtctaaaggactttggctcccaggagg
cacagaatctagcctgggagactctgaactcctgaatccaactgcagctcgacactggcaggctggctccctgtgtcta
aggggtgctccctcccagctgagtggtcacaacacatacctcagggttctagcaggggacaggagacagggcacctt
ggaggacaggactctatcctgtgatgctgagatgcagggcagggtcagctccagcaggggaaatgtaccatgaatca
acaataggaatgaaggaggggtgttccataggtctgactggcctcctcatcttggaggttggctcacttctagaacg
ttctaatacagaaaccatttatgaatctaccaggaggatggtggcagatagtggtctctcgccagcacagtgct
taaggaaacagccagggcccccttttgaggcaagcaggcgggctctgggcatcagagcctccttgcctcctgctca
cagagctcctaggatcccagaaccactcctagggacttggagcagtgggcaggcagagagaaagagagttcctca
aactcttgggatagctgttgggttcaccatttggttctgccccttggctgatgggtgacctgacctgaccggccc
tccgagatcctcttctgtaaagtgggaaaggaggtatacatgcctactgcagggcaggggatggcacctggggctcc
gagatgccattcgggtcgggtctctatcccctcctctgtaaagtctcccagtggtggcatgagcagatgtgagac
agtctgaggaagggcagctctaggcctccagagtcacaccagttctcctgaggggaggaccggggagtgaccag
gaacacactcccagtacacacagccagccctgaaaaatggacagttcttggtaatgtgtgaattagcactcaatcct
ccattgacagcacccccccccaaacacaggggatagaggccagtggtgggagtgccatggtaggttaaagctggg
caggagtggctaacactgccagggtgagatccagggtgagttgaatggtgcttacctgggccccccagggctgggtgga
ggctctagggaaaccacctgaaatgtattagactccatcctgtgccctgaaggctcaggccccctgacccctccttta
ggaaaaggtcacagccacatccaggacctctgtctttatagagttagaatatctaggctttgagagctgtaagt
cagggtcctgcaaccaccacttatcagtgcaagaagccaaggtgggctaagactggcctctgagatcggataaccg
ggttctaggtccggctgtcggtacacctgaaggtagagatgctcttggaaaaattggtgggtggtgaggttaaggc
agaaaccattcagtgacccaaatcccacgctgtgtctgcctctcacctctgtctgtgataggtcagctctcatggt
gctgaacctggggaggggtgagatgggctgtgccgctctgcaacctgggctgggtccaggaggctctcactagct
ttgctcagtaacaagatcagagatttagaccccagagtggtcctgtcctatagttccaataaagatgtttaaagttca
atgacaacttatattttaaggagctattgctacagcactgaagactggctcttcaaacatgcacacgcataatg
cacatacacacactcaggtacatgcacacacacattaacacacacactcatgcacacacatacacacactcatggca
cacacacactcatgcacacacatacacacatacacacacacactcaggtacatgcacacacacattcacacacacac
actcatgcacacacacatacacacacacacacactcaggtatatacacacacacattcacacacacactcatgcaca
catacacacacacatggcacacacacactcatgcacacacatacacacacacacacacacacacacacacacaca
cggcactcaagcagcagcacccttgctccctggctcctggctatcactagcccctgagactgtatggaaagtca
caggtccttagagaaggagctggctaagatgagtggttagaagggtcacagctggagcgggaatgtgtgactgccctg
agatacccttgcaatctcaagctgatgaggttgatcccgactgtggaagctacagctggggatgggtagggacttc
accactgacagccaacaggggatccatactgtgcacagagcaggtggctaccagcctcgctgtgggtcctgtact
ggacggctcctgtgacctgcaccccagccctaaacacaggtgggagaggctgatggctgggtggccagaggagggcta
ctcaggactgctgaaggagtggccaaggcacagctctcctgctggctgggtcaggaagaagggcagcagggggcccc
tttgaactcacagggaaaggtgagcctatggttcttggatctggtcacagactgtctcagactacactctttctt
cctgaagtcccagatgggtcctgggtcctggaaaaagattagatgtccaagttagggctggagtgcaggaggtgac
agggcctcctaggaatatctctgaaaccctgacagtggtcctctggagctggagcatcatacagcaaaggaggtca
gcccagcccagccaaccagccctggagcctccatccccccatgacttgatgtcaggggagacacttcccagtaa
gaccagggcagggcaggttccccacccccaccccggcctggcagcttctcacccccaggaacacaacc
cagcccagagctgcctgtcttctccttgggtgttctacttggtcacctgactgtcctcttaaccagcctatctg
gatcctgatctctggctctgacctggttaagtctgatgaaatgaaagaccaagatggaggtgtcgggtcttgaga
agacaaaacaaaactggaactcacttctaagacttctatgacccccctatcccacaaaggtggttctcaacctcctt
taacacagttcctcatgctgtggtggcccccaaccataaaaattaccttattgtatatttggtaactataatttggca
tgggtaaggtgaggtggggaaggaagtaagagacaagatggagaaaggatgtgagctcccagctcctctctggctc
tgctctctctgggcaccatctccaagtacctcctcactcctagctgtccaggagctgaccaagccctgtccttggg
atgtgtacagacacttcattatgtagccatgattagctcctgacattcgggacctgattgaccttcctcctctgtg
ctcctgccccaaaggctggggctgaggggtcacacataactggatctttctatcaggggtgctcaggaaagcagc

ctcaagtgtctcccccaacccaactgtgggcaaggcctgtttcatgggggtgttgccacotccaccocctcagttctat
 tcttttaggtagctaggcctcacaacaatgggcaactcgggagatgtttggtaatgcttgggactgtcaocctttacca
 ggaagtggcctgattggcctcaggttgagttctctgagctcaggatgagctgggttcccttcaccgttaggccttt
 gcaattgtctgagcctgggcttgcctgggaaaccttcatttgggataagcaagagcccagggcacttcaactgtcac
 tgtatatgaatttacttaatgtcgggagggcacctcgcactgtgaacttcatgccaccccggtccttcttaggga
 gccacagtaattacagagctagtgtgctttttaccaagtgcaggctgtagacccccaacacctgcaggctgctgctg
 ctgctgaaggacaggtgtgtgtgtgtagctgtttattggcctttccccagggaaaccagctactcctgctactctgtc
 cccagcctgcacagatggagaccaggtgcagtgtaacttggaggagggccgttgcaaaaaaccaaagcccaga
 tttggatgtgcagaggtcaggtgtaccctgtccaagtctcagagtcccccatgtatcctggggatgaggctgtggct
 ccttctccagaatgttaggatgaggatccccacaccagcagacagtggtcaccocccctcccgaaagtcacacca
 acctgctgggtgtggccattagctctcctcagctgctccccctcttaggctctctcagcttttcaaacagtcctg
 aagcctctctgtggggctcctatagtgagatctcttgccttttaaacaggaggggaagggactatgtcatggcgcctc
 tccctgcocctcccttcattgcatttgcctatggatatagtctatttctgcatactccattgtgggagaaccataagcta
 tatagggttaggggtgtcagaatccccactgtcccttgcaaggaaagatttgggtgtgtgagcaccacctgccat
 tccctgttttgtaacagcttaccatctctggcctcagcttcattaactgtcacaagggagcatggtgtatataatc
 atgtgtgggtggagactttagagtgaaagtgagcttcataaaaaatcccttgggagccaggcgggtgtggcacaccct
 ttaataaccagcacttgggagggcagagggcagatttctgagtttgggaccagcctgggtctacaagtgtgtcca
 ggacagccagggctacatagagaaacccctgtctcgaaaaacaaaaccaaaccaaaacaaaacaaaacaaaac
 aacaaaaaaaccccttgggaagagctagagagatggctcagaggtcaagaggtcctgagttcaattcccgyc
 aaccacatggtgtctcataacatctataatgagatctggtgccctctcttctggcctgcaggagtacattcagaca
 gaacactatatacataatagatagatagatagatagatagatagatagatagatagatagatagatagatagat
 cacttgggaaggaagacaagaggagttagtcaccaggggttccaggagccatagtgtgagagtcagctagcaggtgat
 aatgggtatcttgcctttccagcctagatcaggccgctggctgcataaggtaggatttgcagcattgagcccgtttg
 acaagctcagaattgcatectctgccttgcataagaatagctcactctgattctgaaactgacttggcttggcagg
 gccagtaacaatccttagaagagtgacctgggacacggaggggggggggagggcatgatgacgtcccattgtccctga
 gagacatcctggcatgacctcaggtccaagtcaagtttccaggatggggaagcgggtcttgccccccacaacagcttg
 gctgcctggacttgggtgactttacttgggtggcacagtgctgggtgactggtcaacagcatgcaaggtcttgcctggtc
 agagagttctccattggaggataaaggcaaggcagaaggggcaagccaccacctactgagtgattcttctatgca
 aggtagaaggatgcaattctgagctcgtcaaacaccccaatgctgcaaatcctaccocctgcagccagtgccctgat
 ccaggctgggaaagcaaacactaggactgattcccactgacctctgaccacaccccccaacactgtcttaccctttgt
 catccttatgcaacgggtccaccgctcgcagcctttgagatgcaggtgagacacatagccaggcaggtgatgagcagg
 caccagggcagcccctctctacaatctgaagcatgctgaaagcatctggaagcagggcctcctcggagcgttgggaa
 aggggtcttgtggaagcatccggaactgagctgcccctctcaacctggccccctctctctcctccagTACTCCCCACTC
 TTGAAGAAGTTGTACTGTCTAGATTGCTAAGACATGCCCCATCCAGATCAAAGTGTCCACACCACCCACCCCGGGCAC
 GGCCATCCGGGCCATGCCTGTCTACAAGAAGGCAGAGCATGTGACCGACATTGTTAAGCGCTGCCCAACCACGAGC
 TTGGAAGGGACTTCAATGAAGgtgagccccccctccccctcccagctgtgggacactgaccagggcatagctgaga
 gatgtaggccagtgagcacagcggtaagctgctctcaactctcccctcacaggaaccacacccctagccctcttcc
 attcctcagctctgactacagtccaagaggtgatggccagcaaggggtgtagcttgagggaccagctgacctggg
 agaacttgtgaagcatccctgcagtgctcctgggtaagcctgtgacacccccaggggtcagattatctggggacagc
 ttctgtcccgtcaaggccacctaaatgaggggttgcaacagctctgagccttgccctgggactctcacggggacaagcc
 ctgtggcctcagttctgccacacgcctggtagcaggggtatgggatggaagatgggccccctctcaagctgtgtccc
 ctccctggcagGACAGTCTGCCCGGCTAGCCACCTCATCCGTGTAGAAGGCAACAACCTCGCCAGTACGTGGATGA
 CCCTGTACCCGGAAGGCAGAGTGTGGTTGTGCCGTATGAACCCACAGgtaggcgggggtccaggtgggatacaaaa
 gccaaccttacaggggtgggggttccctgggcctctgctctgacctcagcctgacctctcagggccttttctgacagttc
 atttcaactgtgggcagcagcttgggctgtgctcaagccaacttttagctctctgtctctctgtctctctctgtct
 gtctgtctctgtctctgtctctctgtctctgtctgtctgtctgtctgtctgtctgtctgtctgtctgtctgtct
 gtctctctctgcctcagctatatagcgaggtatagttatatagacctccaaccttcaacctgcccctccctggagg
 gtctaattctcaatctcttctgtttctctcaagtacagctctctagacatggaagaaagaggtcccagacatct
 caggctccatttgcagggacaaaagcaagccagcaagcatgggggtgggtgggttagagggtgggcaatccatgtgtgg

gggggtagt gatcatgaaaggcctcctagaccaggtgggggaatcacagaggacgctacaggagattggagccgt
ggaacacaggtcaggagagtgggaagacagagatgatcggtcagccttaagagggcctgtgtgcagagcctcggg
agagtgggtccagctggatggaggtacagtgagggtgaccagacatgctgcacactgaggtgcagggtggatacgg
aggttcaggctggagggcgaagggtcagaccacaggtgagggctctaagggaggggaaccaggctggaggtgggtggt
gccaaaagttagacaagtgaaggaagactggagggcagctgtccactttgacaccagaagagtgtgtggtcacctt
ctagatctgatatgagccccagttggggccaaaggcaaggtgaagggaacttcagtactgatgtgggaggtatcaggg
cgggagactcaggaggactggggttaggtctcatctctgacccatcctctaccaagcctggggctcctgtgaggcagc
tttgaatgtcagtgggacaggccccatatacacacagacacacacagacagacatacacatagacacagattcaca
cacacagacatacacagagacacacagagacatacacacctacacacacacagacacacacacagacacacacac
acacacacagacacaaactgagaaacacatggacaaacacagagaccccaccaccacacacacagacacacacac
ggcagagacacacagaacacagaaacagaca
cacagacacacacacccccacaagcatcctcccctctcatcagaaaagcctcaccagctcaggcatgagacacaacg
taggtttctcttgccctctagtgggtggcaggtgtaagttctgtgaaggactggggtttatggcgtttgtaccctaa
cctttgaaactcctttctggggatggagtcctttcattcctctgcccagatgagtcacagctactcatcacact
tgacacaaaggctcacacacaccccactcacatacagccctgacatttgacctctgctgtgttaaggaagatgactg
cagcaagcacaccacaaactctgtacctcccctaagagctgaaaccaagactgagctctcagcccagagccagcaca
gggctgtgacggcacagatggatcgggtgggagggcgggcaatctcacgtgagtgatagtggtgaatggatgggtga
gtgagtggtgggtgggtaggtaggtgggtgatagtcaggcaccactgggggtggcaggagagcaggtgagcagga
gtgtaagtgggtgatgggtaggcaagtgagcaggtgtgtggatgtatgtgtcaatggatgagaggtgaccggcaa
gtgagtggggtagggtggatcgtgggtgtgtagacagggcgtgtgagcagatggatggatgtgtagacaggcgtgtga
gcggaatggatgggtttggtggatggtaggtggataagtggcgagatggatggataagtgcaaagatgggggtgggtggg
tagatagatgggtagatgaccgtgaaccatactgcagcgtcctctatgcctcctcagaaccaggggccagaggtggcag
ctacaagtccttttcttagaaggtgggcccctgcatgctgactgataactaagccctcccctgtctcccctgtggaca
gGTGGGAACAGAATTTACCACCATCCTGTACAACCTCATGTGTAACAGCAGCTGTGTGGGGGGCATGAATCGGAGGC
CCATCCTTGTCATCATCACCCCTGGAGACCCGGGAGtgagctcgcctggaaggatggtagaggtggggccgtggggg
ggcatgtcatggacacagggagggcttgcctcctcgggtggcattcagcttcaaggccagtcacgaggggtctgcg
ggagtgggacaggtcaagagtggctctcttgagctcacagccacgctgtgcccacccaacagTGGACAGGTCTCTGGG
CCGCCGGTCTTTTCGAGGGTTCGCATCTGTGCCTGTCTGGCCGTGACCGCAAAGCTGATGAAGACCATTACCGGGAGC
AACAGGCTCTGAATGAAAGTACCACCAAAAATGGAGCTGCCAGCAAACGTGgtgagtggggctctgggtcagggtat
gggcccaggggtggagtggatgcacctgagtggtggggagtaacctgctccaaaggtgccaagcatagcttcatccaaa
gatggatctgggtctgaatggctgaggtgggaagcctctccaggcgggacagggcgaatgtggcccaagacatctc
acttgtctatgctctgaggttaggagcatgtgggacctgggtccagctccttccagcctaggtttgcccctgtgtgca
caccacacccatggcaggtgttcaectgggeatctcagctcttgcctctctggctcatttatcttcccagcctgct
tctagCATTCAAGCAGAGCCCCCTGCCATCCCTGCCCTGGGTACCAACGTGAAGAAGAGACGCCACGGGACGAGG
ACATGTTCTACATGCACgtgagtggtgggagggcaggtctgtgtgttcccatcaccacaagatcccaggctgggga
agtacagatgtcaccagagatgggcaagggtggcatgctgacacotgaggattgaaactgtggcctgaaggaggtg
gggttcaaaggaggtctgttttagagtcagaccctgaactcactgagtgtaacatgccagccaagtcagctgtgca
tcaaggagacctaaaggcaccctttataatggagacccccaggggtggagtttcagtaggaacccatgatcctatagg
gttcagcctgtgtttaaatccatggctcctataggggtcagcctgtgtttaaatccatggctcctataaggtatagcctatggttaa
atgtttaaatccatggctcctataggggtacagcctgtgtttaaatccatggctcctataaggtatagcctatggttaa
tccatggacctatgggtatagcctatgtttaaatccatggctcctataggggtatagcttgtgtttaaatccatggac
ctataggggtatagcttgtgtttaaatccatggctcctataggggtatagcttgtgtttaaatccatggctcctataggggt
atagcctgtgtttaaatccatggctcctataggggtacagcctgtgtttaaatccatggctcctataaggtatagcctat
gtttaaatccatggacctatgggtatagcctatgtttaaatccatggctcctataggggtatagcttgtgtttaaactc
catggacctataggggtatagcttgtgtttaaatccatggctcctataggggtatagcctgtgtttaaatccatggcttgt
ataggggtatagcctgtgtttaaatcaatagttctataggggtatcagcctacatggctcagatgtgactgtgtgtaccaa
tcccagtggttaagatcatggtgactccgaaagagtgtatttccctgctgtgagtcctcctttaaagacttagagc
tgttataacttagagcctcttagcaggggaagaataaacatggctctctgaaccccagggacccacttctaacctg
ccctgggaagaggaaagccagagtatcctgagcgttgggggtacggggaactccaagagcagatcaacactttgcca

tagcctggagtcctcctgaggetacggccatccccgtcccaccaggggttggggccagtggaatctcccaggtacc
tgggcccagactctgttttctgtgcccagGTGCGAGGCCGGGAGAACTTTGAGATCTTGATGAAAGTCAAGGAGAG
CCTAGAAGTATGGAGCTTGTGCCCCAGCCTTTGGTTGACTCCTATCGACAGCAGCAGCAGCAGCAGCTCCTACAGA
GGCCgtgagtgaaacccaccatctgtatggggaagtagggatattctgaccagcagggagagggccaggagcacag
gaggtatggtaacctggactggactggactgtaagatcagcacagctcagctggcaccttctcctccaggaagcctt
ctgggacttagcctgccctgagatcctgggtccctgtgttcagcacacccctgcctcccacacaagggccttgaaa
tgtggatgggaagggactggaagggctgtatttctgtaagctggtgaggtgttagctttcttcttaactctctgag
aggcaggtctacatctacctgcaccccaggggtgccacagaggtaccacgtgggggagggagttgcttttaacctctt
gcgaatgocgactgttgccttccaagcagGAGTACCTGCAGCCTCCATCCTATGGGCCCGTGTCTCCCCAATGAA
CAAGGTACACGGTGGTGTCAACAACTGCCCTCCGTCAACCAGCTGGTGGGCCAGCCTCCCCCGCACAGCTCAGCAG
CTGGGCCCAACTGGGGCCCATGGgtgagtccttgagcattggaggcctcatgtgggtcatagagaccaagggag
ggcctgggtggatattaccgagatcacaacaggatggcggggacctttgatggccacctcttctctgacgtccagc
ctgcaggagggcaatggctatggaggcgttcattccaatcccaggagttctatgctgggaggttgcaaaggtggtg
gagttaagaactcatgcctgccacaggatcttgaagaagatccctagcctcagtttccccatcagtaaaatggcaac
accaaatcccctcttctcaggggttacaggacatgagacctcattgagaggcagctgtaggaacccttacaatgct
gtaccacactgccaggttagaccacagcctgggacataccccactatgtgtggggcttgcctcaggttccctgacc
actcttttggccagGCTCCGGGATGCTCAACAGCCACGGCCACAGCATGCCGGCCAAATGGTGAGATGAATGGAGGCC
ACAGCTCCAGACCATGGTTTCGGGATCCCACTGCACCCCGCCACCCCCCTATCATGCAGACCCAGCCTCGTCAGg
tgtgtgggtcgcggtggtatctgggtttgtggttcaccctccaccctcaccctcagctcccactaactgtgcggt
tccctgctggaggagcagccttgcattgtggtctgtctgacctgttttaattgcttggctggcctgagggagaca
ggcctatcagggctcgtcagcagatgctgagaaggcactagatgggttaggcactgaggggtgggggtggggtttgga
ggggtttgggggcatcctctggagacaggggatgaggaatgagatgagcagctgtgggaggtcagaccaggaga
ggtgggtaatgattggactgtaaaatataaaagtaacatacacacacacgtatataatgtgtatgtgtatgtgtatg
tgtatgtgtatgtgtatgtgtatgtgtatatacacacatacacatatacacacatgtacatatatacatatataatgt
gtacatatatacacacatatatgtacatatatgtacataaaatataaaataaaataaaataaaataaaaga
aataaaaaagaaaacctgcctgagggagggaccagcagttttgccactgtaacaggcagttccctccacgtcagg
gccactcctgtgagaccagagtcacagccagttgatgctactttctcaactctctctgagTTTTTTGACAGGGT
TGGGGTGTCCAACTGCATCGAGTGTCTCACTTCCAAAGGGTGCAGAGCATCTACCACCTGCAGAACCTTACCATC
GAGgtaaatgtcccaggtctttccaaagggacggaggacctgtctggaggcacagtgactgactaggggtgactagt
ggggaaactcccagagactcccaccagcaatcagattctgttctgaagtcagcaggattcggtaatgtgaaggagac
tgggtagacaatcacatgtcccgggtcccggcagttacctggagagctttctctcttctgttagagcctcctgggtggc
cagccaggctacctttgatctttaggcagggtgtttccaggaccaatgtgtgagaagtgtagaagctaaagggg
gaacagacctagaaagaatgaatgggtctccacatccagcctacacgtgagacacagaacatctgggtgaaagt
ggatagaaatcttctggaagggcctgcacctgttacagcctagccacacagactgccttgatgtatccatgagaca
tgggtccagtggtgcaacagctcagccctcctgcccagggcccaggtgcaacagctcagccctcctgcccagggc
gcccagtggtcagctcagccctcctgcccagggcccaggtgcaacagctcagccctcctgcccagggc
caggtgcaacagctcagccctcctgcccagggcccaggtgcaacagctcagccctcctgcccagggc
aactgtttctagactctcaccaggttaagagccatatttctcactaccaggaactcaggtggacacaaata
ttataagaggttgtgggctagagtctaacacctgcatatttgggaccactgaccactaccttccatccttgag
tcatacattaaccttgtctcaccagagcttgaagctaaaggatgtgctggaggttagctgccaatataatggcttcc
aaggacacctgtggccaagagatgcatgggtggtctcctaggtctccattgctgttctcgtgtgtccagggcctca
ggctgatgagcagggcctcgtcactgtccctctgtcacctacacatgtcatctagctgtcctagacaatataatgtga
ctagacattctgtgcaggtgacctgatgtgtccctacctgtcaccacacagctcaaggtctgataagctcagctg
ccccctcagacagaggttcttagcaggtaggacaccttgcaggtgtgagggacacacaactctgtagcttccctc
ttgtaacccaaaggtgccatcgtctcttgcagGACCTTGGGGCTCTGAAGGTCCCTGACCAGTACCGTATGACCATC
TGGAGGGCCCTACAGGACCTGAAGCAGAGCCATGACTGCGGCCAGCAACTGCTACGCTCCAGCAGCAACGGGCCAC
CATCTCCATCGGCGGCTCTGGCGAGCTGCAGCGGCAGCGGGTCATGGAAGCCGTGCATTTCCGTGTGCGCCACACCA
TCACGATCCCCAACCGTGGAGGCGCAGGTGCGGTGACAGGTCCCGACGAGTGGGCGGACTTTGGCTTTGACCTGCCT
GACTGCAAGTCCCGTAAGCAGCCCATCAAAGAGGAGTTCACAGAGACAGAGAGCCACTGAGGAACGTACCTTCTTCT

CCTGTCCCTCCTCTGTGAGAACTGCTCTTGAAGTGGGACCTGTTGGCTGTGCCACAGAAACCAGCAAGGACCTT
CTGCCGGATGCCATTCCTGAAGGGAAGTCGCTCATGAACCTAACCCTCTTGG

SEQ ID NO: 4

>gi|187830767|ref|NM_000546.4| Homo sapiens tumor protein p53 (TP53),
transcript variant 1, mRNA

GATTGGGGTTTTCCCTCCCATGTGCTCAAGACTGGCGCTAAAAGTTTTGAGCTTCTCAAAGTCTAGAGCCACCGT
CCAGGGAGCAGGTAGCTGCTGGGCTCCGGGACACTTTGCGTTCGGGCTGGGAGCGTGCTTCCACGACGGTGACAC
GCTTCCCTGGATTGGCAGCCAGACTGCCCTCCGGGTCAGTCCATGGAGGAGCCGCAGTCAGATCCTAGCGTCGAGC
CCCCCTGAGTCAGGAAACATTTTCAGACCTATGGAACCTACTTCTGAAAACAACGTTCTGTCCCCCTTGCCGTCC
CAAGCAATGGATGATTTGATGCTGTCCCCGACGATATTGAACAATGGTTCAGTGAAGACCCAGGTCCAGATGAAGC
TCCCAGAATGCCAGAGGCTGCTCCCCCGTGGCCCCCTGCACCAGCAGCTCCTACACCGGCGGCCCTGCACCAGCCC
CCTCTGGCCCCCTGTCACTTCTGTCCCTTCCAGAAAACCTACCAGGGCAGCTACGGTTTTCCGTCTGGGCTTCTTG
CATTCTGGGACAGCCAAGTCTGTGACTTGACGCTACTCCCCTGCCCTCAACAAGATGTTTTGCCAACTGGCCAAGAC
CTGCCCTGTGCAGCTGTGGGTTGATTCCACACCCCCGCCCCGACCCGCGTCCGCGCCATGGCCATCTACAAGCAGT
CACAGCACATGACGGAGGTTGTGAGGCGTGCACCCACCATGAGCGCTGCTCAGATAGCGATGGTCTGGCCCCCTCT
CAGCATCTTATCCGAGTGAAGGAAATTTGCGTGTGGAGTATTTGGATGACAGAAACACTTTTCGACATAGTGTGGT
GGTGCCCTATGAGCCGCTGAGGTTGGCTCTGACTGTACCACCATCCACTACAACCTACATGTGTAACAGTTCCCTGCA
TGGGCGGCATGAACCGGAGGCCCATCCTCACCATCATCAGCTGGAAGACTCCAGTGGTAATCTACTGGGACGGAAC
AGCTTTGAGGTGCGTGTGTGCTGTCCCTGGGAGAGACCCGGCGCACAGAGGAAGAGAATCTCCGCAAGAAAGGGGA
GCCTCACCACGAGCTGCCCCAGGGAGCACTAAGCGAGCACTGCCCAACAACACCAGCTCCTCTCCCCAGCCAAAGA
AGAAACCCTGGATGGAGAATATTTACCCTTCAGATCCGTGGGCGTGAGCGCTTCGAGATGTTCCGAGAGCTGAAT
GAGGCTTGGAACTCAAGGATGCCAGGCTGGGAAGGAGCCAGGGGGGAGCAGGGCTCACTCCAGCCACCTGAAGTC
CAAAAAGGGTCACTACCTCCCGCCATAAAAACTCATGTTCAAGACAGAAGGGCTGACTCAGACTGACATTTCTC
CACTTCTGTTCCTCACTGACAGCCTCCCACCCCATCTCCTCCCTGCCATTTTGGGTTTTGGGTCTTTGAAC
CCTTGCTTGAATAGGTGTGCGTCAGAAGCACCAGGACTTCATTTGCTTTGTCCCGGGGCTCCACTGAACAAGTT
GGCCTGCACTGGTGTTTTGTGTGGGGAGGAGGATGGGGAGTAGGACATACCAGCTTAGATTTTAAAGGTTTTTACTG
TGAGGGATGTTTGGGAGATGTAAGAAATGTTCTTGCAGTTAAGGGTTAGTTTACAATCAGCCACATTTAGGTAGGG
GCCACTTCACCGTACTAACAGGGAGCTGTCCCTCACTGTTGAATTTTCTTAACCTCAAGGCCATATCTGTGA
AATGCTGGCATTGACACCTACCTCACAGAGTGCATTGTGAGGGTTAATGAAATAATGTACATCTGGCCTTGAACCA
CCTTTTATTACATGGGGTCTAGAACTTGACCCCTTGAGGGTGCTTGTTCCTCTCCCTGTTGGTCCGTGGGTTGGT
AGTTTCTACAGTTGGGCAGCTGGTTAGGTAGAGGGAGTTGTCAAGTCTCTGCTGGCCAGCCAAACCCTGTCTGACA
ACCTCTTGGTGAACCTTAGTACCTAAAAGGAAATCTCACCCATCCCACACCCTGGAGGATTTTATCTCTGTATAT
GATGATCTGGATCCACCAAGACTTGTTTATGCTCAGGGTCAATTTCTTTTTCTTTTTTTTTTTTTTTTTTTTTTTT
TCTTTGAGACTGGGTCTCGCTTTGTTGCCAGGCTGGAGTGGAGTGGCGTGATCTTGGCTTACTGCAGCCTTTGCCCT
CCCCGGCTCGAGCAGTCCCTGCTCAGCCTCCGGAGTAGCTGGGACCACAGGTTTATGCCACCATGGCCAGCCAACTT
TTGCATGTTTTGTAGAGATGGGGTCTCACAGTGTGCCCAGGCTGGTCTCAAACCTCCTGGGCTCAGGCGATCCACCT
GTCTCAGCCTCCAGAGTGTGGGATTACAATGTGAGCCACCACGTCAGCTGGAAGGGTCAACATCTTTTACATT
CTGCAAGCACATCTGCATTTTACCCACCCCTTCCCCTCTTCTCCCTTTTTATATCCCATTTTTATATCGATCTCT
TATTTTACAATAAACTTTGCTGCCACCTGTGTGCTGAGGGGTG

SEQ ID NO: 5

>hg18_knownGene_uc002gij.2 range=chr17:7512445-7531588 5'pad=0 3'pad=0
strand=- repeatMasking=none
GATTGGGGTTTTCCCTCCCATGTGCTCAAGACTGGCGCTAAAAGTTTTGAGCTTCTCAAAGTCTAGAGCCACCGT
CCAGGGAGCAGGTAGCTGCTGGGCTCCGGGACACTTTGCGTTCGGGCTGGGAGCGTGCTTCCACGACGGTGACAC
GCTTCCCTGGATTGGGtaagctcctgactgaacttgatgagtcctctctgagtcacgggctctcggctcctgatt

ttcagctcgggaaaatcgctggggctgggggtggggcagtggggacttagcgagtttgggggtgagtgaggatggaag
cttggctagagggatcatcataggagttgcatgttgggagacctgggtgtagatgatggggatgttaggacctcc
gaactcaaagttgaacgcttaggcagaggagtgagcttggggaaccttgagccggcctaaagcgtacttctttgc
acatccaccgggtgctgggcttagggaatccctgaaataaaagatgcacaaagcattgaggtctgagacttttgat
ctcgaaacattgagaactcatagctgtatatttttagagccatggcatcctagtgaaaactggggctccattccgaa
atgatcatttgggggtgatccggggagccaagctgtaaggctccacaacttccggacctttgtccttccgggagc
gatctttccaggcagccccggctccgctagatggagaaaaatccaattgaaggctgtcagtcgtggaagtgagaagt
gctaaaccaggggtttgcccgcaggccgaggaggaccgtcgcaatctgagaggcccgagccctgttattgtttg
gctccacatttacatcttctgctcttgcagcagcatttccgggttctttttgcccggagcagctcactatccaccga
tgagaggggaggagagagagaaaaatgtcctttaggccggttctcttacttggcagagggaggctgtattctcc
gcctgcatttctttttctggattacttagttatggcctttgcaaaaggcaggggtatttggttttgatgcaaacctcaa
tccctccccttcttgaatggtgtgccccaccocggggctgcctgcaacctaggcggagcgtaccatggcgtgaga
cagggagggaaaagaaggtgcagaaggcaagccggaggtatttcaagaatgagtatatctcattctccgggaga
aaaaaaaaaagaatgggtacgtctgagaatcaaatttgaaagagtgcaatgatgggtcgtttgataatttgcgga
aaaacaatctacctgttactagctttgggctaggccattccagtccagacgcaggctgaacgtctggaagcggaa
ggggcgggcccgcaggcgtccgtgtggtcctccgtgcagccctccggcccagccggttcttccctggtaggagggc
aactcgaattcatttctcccgctgccccatctcttagctcgcgggtgtttcattccgcagtttcttcccagcacct
gcccgtaccggccactttgtgcccgtacttaagtcacttttcttaaatcgaggtggcatttacacacagcggccag
tgacacagcaagtgacaggaagatgagtttggcccctaacgctccgctccgtgatgctaccagtgacagaccttt
tcatcgtcccagaaacgtttcatcagctcttcccagtcgatcccgaccaccctttattttgatctccataacc
atthtgcctgttgagaacttcatatagaatggaatcaggctgggcgctgtggtcacgcctgcactttgggaggcc
gaggcggggcggattacttgaggataggagttccagaccagcgtggccaacgtggtgaatcccctctactaaaa
atacaaaaattagctggcgctggtgggtgctgtaatcccagctattcgggagggtgaggcaggagaatcgcttga
cccgggagggcagaggttcagtgagccaagatcgtgccactacactccagcctgggcgacaagaacgaaactccgtc
tcaaaaaaaggggggaatcatacattatgtgctcattttgtcgggcttctgtcctcaatgtagctgtctgacatt
cgtctatgtgtatatacagatattttgtcctttcattttagatagtcctatgatgtatataccttctttgat
ggccttttgagttggttcccatttgcggttatgaaataaagctgctataaacattctgtacaattcttttgat
catatgttttctgttcttgggaaaaacttaggaggggaattgcgagtttggaaagtaaaaagtagctgtattttg
aacttttccagaagctctgagtttccagagcgggtgtaccattttacactccaactagcaaggatgggagttatt
atgggtgtgccacagcctccggacattaggtattgtcagctcttctaagtgtgtatataccttgtggttgaattha
cagttctctattgactaaggatgttcagcatttttcatgtgcctattggccattcgtattttgtttgtaaaagtagc
tcttcgagctctttacctgttattttgggtttttgtttgttttattgtttcagttgtgggactgctttatacattct
ggatacaagtcctttatcagatccatgtgtcgtgaatgttttctctgatctgttgccttattgtttgtttta
cagagtttacagtatcttaagaggagtggtttatcttttttatgttcagttttgccttgtcctgtttaggacatc
tttttttttttttaaccccagggtcatgaagatattatcttacattttcttttaggaccttatgggtgtaagtt
ttacagtaaggctccttgagccattaattaatcttaaaataattgttttatgggtgtgagggtgtaggagtcagctct
ggatcttctcgtatggaatccagttattctgtctccactgttgaaataggcttcccttctctactgaatgctt
ttaatttaattattttacagttggagttagggctaccatttttagtgctattttcttttttctttgttaattttt
gagacagggactcacactgttgcccaggctagagtacaatggcacaatcaaggcttactgcagcctogaacccctgg
gctcaagcagtcctctagcagcctcacgagttagctgggattactccaccacaccagctaactattttttttttg
tattgacaggatctcactatgttgcccaggctggtctcaaacctgctggcctcaagctttcatcccactctggcctcc
caaagtgctgggattacaggtgtgagccaccatgctgacctcttagtgctattttctatttatctctctgtttctc
tgctctcttaaacgtttgaggaagaaacagtagccatcttacacaaactcttcagaaaacagaggaacagactggg
cgcggtggctcatacctgtaatctcagcactttggtagcgtgagggcaggggatcatttgaggtcgggagttcgagac
cagcctggccaacacggcgaaaccccatctctactaaaaatacaaaaaagtagctaggcgtggtgacacatcctgta
atgccagttaactcaggaggtgagggcacaagaatcccttgaacctgggaagcggagggtgcagtgagccgagattgc
gccactgcactccagcctgggcaacagagtgagaccctgtctcagaaaaaaaagaaagaaagaaaaatagaggaa
tatttcccaactgttttccgaagccagcataatcctggtaccaaaaaccaacaaggacattataagaaaagaaaaata
tagaccaatattcctgttagcatagacatgcaacagctaaccaatttttagcaaaccaaactggtaatatagaaaa
aggataaataggccagtcgcggtggtcaccgctgtaatccagcactttgggaggctgagggcagcagatcacttg
aggtcaggagtttgagaccagctgaccaacatggtgaaaccccgtttctaataaaaaatacaaaaatcaggctgggc
acgtggtctcacgctgtaatcccagcactttgggagggcagggggcagatcacgaggtcaggagttcaagacca
cctgaccaatgtggtgaaacgcatctctactaaaaatacaaaaaatcagccggtgtggtggcactcctgtaatc
ccagctactcaggaggtgagggcagaattgcttgaacccgggagggcagaggttgagtgagccaagatcgtgccact
gcactccagcctgggcgacagagcaagacttcatctcaaaaaaaaataatagctgggcatggtggtgggcacc
tgaatcccagctactcgggagttctgagggcaggaatcgcttgaacccagggcagaaagttgcaactgagctggga
tcacaccattgcactccagcctgggcaacagagtgagactccatctcaaaaaaagaaaaagaaaaaggaataataca

ttctaaccaataatgtttatctcatgattgtagctgattcaacattcaaaaattggcctggtgcagtagctcaggc
ctgtaatccaacatttttaggaggctgaggcaggaagatctcttgagcccaggatttcaagaccagcctgggcaaca
tagtcagactggtctttactgggggaaaaaaatcagtgctgttaattcaccacattcaaaaagggaacataaaaa
ccctatgatcatttcaacagatgtagcaaaagcagttaatgatattcaacacatatgcatgattacaaccaacca
cctcctagcaaaactagggaaaggaaacttaacctagtttgataaacagggcggtccacagtcggagttccactagcagc
atacataatggtagaaaactcagtgctgcccggcggtggctcacgcctgtaatgccagcactttgggaggcctag
gcgggcggtacagcaggtcaggagatcgagactgtcctgactagcatgctgaaaccccgctctactaaaaatacaa
aaacaaaaaattagccgggcatggtggcgggcgctatagtcaccagctactcgggaggctgaggcgagagaatggcg
tgaacccgggaggcgagctgcagagcctagatcgtgccactgcactccagcctgggtgacagagtgagacttcgt
ctcaaaaaaaaaaaaaaaaaaaaaaagaaaagaaaactcaacgcttttccctctaagatcaggaactagaaaaggatt
tgactctcaaacggttgataccatactggaggttttaaccaggcaagaaaaagaaataatgagggccgggtgcggtg
gctcaggcctgtaatcccagcactttgggaagccgagacgggtggatcacgaggtcaggagatcgagaccatccctgg
ctaacacggtgaaaccctgtctctactaaatatacaaaaaaattagccggcgtagtgccggcgctgagtcctcag
ctactcgggaggctgaggcaggagaatggcgtgaactcagggggcgagcttgacgtgagctgagatcgagccactg
cactccagcctggggcagagcaagactgtgtctcaaaaaaaaaaaaaaagaaaaagaaataatgatagtgcccga
tgtctcacgcctataatcccagcactttgggaggccgaggtggcgagatcacctgaggtctggagtggagaccagc
ctgacaaaagatggtgaaaccctgtctctattaaaaatataaaaaaataagccagcgttggccgggtacagtggtca
tgctgtaatcccagcactttgggaggccgaggtgggtggatcacctgaggtcaggagttcaacaccagcctggcca
acatgggtgaaacccctctactaaaaatacaaaaaatagccggcgtagtgccggcgctgagtcctcagctcctac
ttgggagcttaggcaggagaatcgcttgaacctgggaggcgaggttgtagtgagccgagatgcaccattgcact
ccagcctgggtgacaaaagcaaaaactccgtctcaaaaaaaaaagaattagccagggtagtggtgaacgctgtag
tcccagctactcaggaggcagaggcaggagaatcacttgaacccaggaggcagaggttgacgtgagccgagattgtc
ccattgcactccagcctagggcagacaagagcaaaattccatgtcaaaaaaaaaaaaaaaaaaggaaagaaaaaaata
acgattagaaaaggaagaaataaaacacattcacagccagtatgattctatacatatgctcctaatggggccaggcg
tgggtggtcatgctgtaatcctagcacttttaggaggctgaggcaggtggcttccctgggaccagcctggccaaca
tggtgaaaccccaacttaataaaaaatacaaaaaatcagccagcggctgggtgacgggcaaccttaatcccagctc
aggagctgagggcaggagaatgtcttgacctgggaggcgaggttgtagtgagccgagatcgcgctattgcactcc
agcctgggcaacaagagtgaactccggcgaggtgtgggtggcttacgcctgtaatcccagcacttcgggaggctgag
gcaggccgatcacctgaggtcaggagtttgagaccaacctaacatggtgaaaccccgctctctactaaaaatacaaga
attagctgggtgtagtggggggcctgtaatcccagcactttgggaggctgagacagaagaattgcttgaaccag
gaggtggaggttgacgtgagctgagatcatgccattgcacaccacgcgggcaacagagcgagattccgtotcaaaa
aaaaaaaaaagagtgaaactctatctcaaaaaaaaaaaaaaagtcctaatggaaaatccataaaaaagctaccaaac
taataataaataatagcagggttgacaggttacagggcaalatalagttatccctctatctgtaggggctgggtctggg
actcctcacacaccaaaacccacagatgtctaaagtcctcaagccatataaagacggtatagtttggatttaacctacacat
atcctcccatatagtttaaatatctctagattacttacattacccccatacaatgaaaatgctaatgtacatgcaa
gtatgtatgtaagtacttgtactatattggttagggaatcacaggacatataaggccttcaagactgataccagcagc
cactgttaagattctggtcaggcctgccctgtttgggtctcagttgatctcattgecttcccaccagccaaggg
cacctgcatttctcttggctccctggccatttgggaaggcctagttcagcctggcacatttgtatcctggcccactga
tgctggtaccctgggaaggtcctgctctgaaaaacacggagattttagttgctactgaagatttgagagataaaga
caggagacctgtctgtagacctgtctccctccaagtgaggatggagactttgggccccccatttcaggacagcacct
cctggcctgtgactgaatagatccctgaaggagggtgacttgcattaatggagtgggggtgggagcagtagccag
atccgcactaacatcacacagttctctctagaataataatagaacaagtgaaatagaacaatgcagaaagagc
taacctttgttgagctcttactgtgtgcccagcactttcctcaactctacatttccataatacacagagtagtagg
taggcaggcttgggtggctcagcctgtaatcccagcactttaggaggccaaggggggtggatcacctgaggtcggg
agttcaagaccagcctgaccaacatggtgaaaccccgctctctactagaagtacaaaattagccaggtgtgggtggcac
atgctgtgactcctagctactcagcaggctgaggcaggagaatcattgaaatccgggaggggtgcagtaagcggga
gatagtgccactgtactccagcctgggcaataagagctgagactccgtctcaaaaataaaataaaataaaata
aaataaaataaaataaaaaaagaaaagagcctgccattaaaggagctgtttggtaggggatgtttgtcagtgcaaa
caacagaaaagtgggctgggcacagtggttcatgctgtaatcccagcactttgggaggccaagggggcgatcac
ctgaaagtgggagttcaagaccagcctgaccaatataggagaaccccgctctctactaaaaatacaaaaattagccggg
cgagtgggcagctgctgtaatcccagcactcgggaggctgaggcaggagaatcgcttgaacctgggaggcagagg
ttcggtgagccgagatcgcaaccttgactccagcctggacgagagcaaaactctgtctcaaaaaaaaaaaaaaac
agaaaagtgtaacaaaacacttacagtaggcatggttcttagcaaatctgatgacaaaattggcataaaagaaagag
catcctgaaaaaagaaaagaaaagagagatcctgcctgggcaacatagtgaaacctgcctctacaaa
aaaactcaaaaattggccgggtgcagtggtcacacctgtaatcccagcactttgggagtcggaggcgaggatca
cctgaggtcaggagttcgaaaccagcctggccaacatggcaaaccccatctctactaaaaatacaaaaaattaatc
aggcgcattggtgggcgctgtaatcccagcactcaggaaagtgaggcaagaggtcgcttgaatctgggagggtg

aggttacagtgagtcgagatcacaccactgcactctagcctgggtgacagggcgagactccgtctccaaaaaaaa
agaaaaagaaaagactaaaaaattagccaggcaggcctctgtggccagctacttgggaggctgaggcaggagaa
tcaactgagcccaggagtcaggagctgtagtgagccatgattgcaccactgtaccctagcttgggcaacaaagcaaga
ccctgcctcaaaagaaaaaagaaagaaagaaacatggcggggccaggcagcagtggtcacacctgtaatcccagc
gctttgagagggccaggcagggtggatcacaaggcaggagttccacaccagcctggccaacatggtgaaacctgtc
tctactaaaaatacaaaaaatcagccaggcatggtggcaggggctgtaatcccagctactcgggaggctgaggcag
gagaattgcttgaaccagaaggcagaggttgcagt.gagcctagactgcaaccactgcactccagcctggcgaaaag
agccaaactccatctcaaaaaacaacaaaaaaacaaacaaaagaaaacatggcacaagccttgaagccttgtctg
ggagaaggtgcgatgatagttgcataacttcgtgcaagatgctggtccacacaggggctgccccttgctcttctcg
ctctcttaacctctcatataacaggcttgtgtgttattcacatttattgagcccaagcagggtgcaaggcatgtgat
ctaatactttggtcagcaagacaacaagatagatcactgcctgccttaggaagtgtatattgctattagaggaac
agataaaataaacaaggaaaagtatcagacaatgtaagtgtatgagaatgcaaatgaggtgatggaataaaaa
ggtagacttaaaagtctgcacgggaaggagcctccccctgttccctggctagccaaggaaccaccagttgatagca
gagaagggcagccagctctagctagagcctttggggaagagggagtggtgttaagagatgagattaaagaagccgag
acggggcattcgtgaggggtttgtaatgcagggctgaggagtgccgaagagaatggcagggtgagcgtgagacag
ttgttctccagaagccttgcagtgaaaggaatcaagaaaatggagccgtgtatcaggtggggaaggggtggggcca
agggggtgtccttccccatacagagattgcaggctgagaatgactatataccttgttaacaggaggtgggagcagggc
acggtagctcacacctgtaatcttggcactttaggaggctgagcggggccgatcacctgaagtaaggagttcgagac
cagcctggccaacatgcaagccctgtctctactaaaaatacaaaaaattagctgggtgtgggtactgcctgttaa
tcccagctactcgggagactgaggcaggagaatggcttgaaccggaaaggtagaggttgcagtgagctgagatcatg
ccactgtgtccagcctagggtgacagagagagactccatctcaaaaaaaaaaaaaaaaaatacaggaagggagttggga
ataggggtgcacatttaggaagtcttggggatttagtgggtgggaaggttggaaagtcctctctgatgtctttctc
aaagaagtgcattggctggtgaggggtggggcaggagtgcttgggttgtggtgaaacattggaagagagaatgtgaa
cagccattctttctctccacaggaagccagctgtctcagacactggcatggtgttgggggaggggggtccttc
tctgcagggccaggtgaccaggggttggaaagtgtctcatgctggatccccactttctctctgagCAGCCAGACTG
CCTTCCGGGTCACTGCCATGGAGGAGCCGCAGTCAGATCCTAGCGTCGAGCCCCCTCTGAGTCAGGAAACATTTTCA
GACCTATGGAAACTgtgagtgatccattggaagggcaggccccaccaccaccaccaccaccaccaccaccaccacc
gacctgtgggaagcgaaaattccatgggactgactttctgtcttcttctcagACTTCTGAAAACAACGTTCTGg
taaggacaaggggttgggctgggacctggagggtggggacctggagggtggggggctggggggctgaggacctgg
tcctctgactgctctttcaccatctacagTCCCCCTTGCCGTCCCAAGCAATGGATGATTTGATGCTGTCCCCGG
ACGATATTGAACAATGGTTCAGTGAAGACCCAGGTCCAGATGAAGCTCCAGAAATGCCAGAGGCTGCTCCCCCGT
GCCCTGCACCAGCAGCTCTACACCCGGCCGCCCCCTGCACCAGCCCCCTCTGGCCCCCTGTCATCTTCTGTCCCTC
CCAGAAAACCTACCAGGGCAGCTACGGTTTCCGCTTGGGCTCTTGCATTCTGGGACAGCCAAACATTTGCA
CGgtcagttgcccctgaggggtggttccatgagacttcaatgctggcgtatccccctgcatttctttgtttgg
aactttgggattcctcttccacctttggcttctctgacgtgttttttatagtttaaccacttaatgtgtgatctc
gactcctgtcccaaagttgaaatattcccccttgaatttgggcttttatccatccatcacacctcagcatctctc
ctgggatgcagaactttcttttcttcatccaogtgtattccttggcttttgaataaagctcctgaccaggctt
ggtggctcacacctgcaatcccagcactctcaagaggccaaggcaggcagatcacctgagcccaggagttcaagac
cagcctgggtaacatgatgaaacctcgtctctcaaaaaaaatacaaaaaattagccaggcatggtggtgcacacct
tagtcccagccacttaggaggtgaggtgggaagatcactttagggccaggagatggaggctgagtgagctgtgatc
acaccactgtgtccagcctgagtgacagagcaagacctatctcaaaaaaaaaaaaaaaaaaagaaaagctcctgag
gtgtagagcccaactctctctagctcgttagtgggttgcaggaggtgcttacgcatgtttgtttctttgtgcccgtc
ttccagtgttttatctgttcaacttgtccctgactttcaactctgtctccttctctctcctacagTACTCCCCCTGC
CCTCAACAAGATGTTTTGCCAAGACTGGCCAAGACCTGCCCTGTGCAGCTGTGGGTGATTCACACCCCCGCCGGCA
CCCGCTCCGCGCCATGGCCATCTACAAGCAGTCACAGCAGTACGCGAGGTTGTGAGGCGCTGCCCCACCATGAG
CGTGTCTCAGATAGCGATGgtgagcagctggggctggagagacgacagggctggttggccagggctcccagcctc
gattcctcactgattgtcttagGTCIGGCCCTCCTCAGCATCTTATCCGAGTGGAAGGAAATTTGCGTGTGGAGT
ATTTGGATGACAGAAACACTTTTCGACATAGTGTGGTGGTGCCTATGAGCCGCTGAGgtctggtttgcaactggg
gtctctgggaggaggggttaaggggtgttgcagtgccctccaggtgagcagtaggggggtttctcctgctgctt
attgacctccctataacccatgagatgtgcaagtaaatgggtttaaactattgcacagttgaaaaaactgaagct
tacagaggctaagggcctcccctgcttggctgggagcagtgctcatgctgtaatcccagcactttgggaggccaa
ggcaggoggatcacgaggttgggagatcgagaccatcctggctaacgggtgaaacccgctctcactgaaaaataca
aaaaaattagccggcgtggtgctgggcaactgtagtcacagctactcgggaggtgaggaaggagaatggcgtga
acctgggaggtgagccttgcagtgagctgagatcacgccactgcactccagcctgggagcagagagatccatc
tcaaaaaaaaaaaaaaaaaaaggcctcccctgcttggcacaggtctcccaaggcgcactggcctcatcttgggctgtg
ttatctctagGTTGGCTCTGACTGTACCACCATCCACTACAACATACATGTGTACAGTTCTGCTGAGGGCGCATG
AACGGAGGGCCATCTCACCATCATCAGACTGGAAGACTCCAGgtcaggagccacttgccacctgcacactggcc

tgctgtgccccagcctctgcttgccctgaccocctgggcccacctcttaccgattttctccatactactaccatcc
acctctcatcacatccccggcggggaatctccttactgctcccactcagttttctttctctggtttgggacctct
taacctgtggtttctcctccacctacctggagctggagcttaggctccagaaaggacaaggggtggttgggagtagat
ggagcctgggttttttaaatgggacaggttaggacctgatttcccttactgcctcttctctcttttccctatccctgagt
agTGGTAATCTACTGGGACGGAAACAGCTTTGAGGTGCGTGTGTTGTCCTGTCTGGGAGAGACCGGGCGACAGAGGA
AGAGAATCTCCGCAAGAAAGGGGAGCCTCACCCAGTGCCTCCCGAGGGAGACTAAGCGAGgtaagcaagcaggac
aagaagcgggtggaggagaccaaggggtgcagttatgcctcagattcacttttatcacccttcccttgcctcttccctag
CACTGCCCAACAACACCAGCTCCTCTCCCCAGCCAAAGAAGAAACCCTGGATGGAGAATATTTACCCCTCAGgta
ctaagtcttgggacctcttacaagtggaaagtttccagctctaacactcaaaatgcccgttttctctctgactgttt
acctgcaattggggcatttgcctcagggggcagtgatgcctcaagacaatggctcctgggtgtagctaactaact
tcagaacaccaacttataccataatataattttaaggaccagaccagcttcaaaaagaaaattgtaaaagagag
catgaaaaatggttctatgacttggcctgatacagatgctactgacttacgatgggttacttctctgataaactcgt
cgtaaagtgaataatgttaagttgaaaatggatttaatacacctaatctaaggaacatcatagctcagctagcct
gctttttttttttttttttggagacagagctcactctgtcaccagggctggagtgagtgccgggattctcggct
cactgcaacctccgctcttgggttcaagcgattctcctgcctcagcccactgagtagctgggattacaggcacctg
ccccgacgcccagctaatttttggttatttattttttttttttttagtagagatgaggtttcaccatggttggccag
gctagtctcgaactcctgacctgtgatctgcctgccttggcctcccaagtgctgggattacaggcgtgagccacc
gcaccggcctgcctagcctactttttatttattttttaattggagacagcatcttgcctctgttggccaggctggatta
cagtgatgtgatcatagctcattataccctcctgggctcaagcaatccccctaacctgcctccccagtagtgtagga
ccacaggtacaccaccataccagctaatttttaaaatttttttagatagatagagctcactatcacttgcctcag
gctggtctctagcctacttttttgagacaaggtcttgcctgtcaccagggctggatagagtgagtagtgagtgca
cagctcactgcagcctccacctcccaggtccatccatcctcccagctcagcctcccagttgcttcaactacaggc
ctgaccaccatgcctggctaattttttatttattttttttttttttttagtagactcagctctc
actctgtcggccaggctggagtgagtgccatgatctcggctcactgcaacctctgcctcctgggttcaagtgattc
tctgcctcagcctcccgaatagctaggactacaagcgcctgctaccaagcccagctaattttttagtatttttagtag
agacagggtttaccatggtggccaggctggctcogaactctgaccatgtgatccgcccgcctcggcctcccgaag
tgctgggat tacaggtgtgagccaccacgcccggctaatttattttttttaagacagagctcactcctctgtc
actcaggttagagtgagtgccaccatctcagctcactgcagccttgacctcctgggctccggtgatttaccctc
ccaagtagctaggactacaggcacatgccacgaccccagctaattttttatttctgtgaagtcaaggtcttgccta
cgttggccatgctgggatcaaaacccctgggctcaatcaatcctcccacctcagcctcccgaagtattggggttacag
gcatgagctaccacactcagccctagcctacttgaaacgtgttcagagcatttaagttaccctacagttgggcaaaag
tcatctaaacaaaagccctttttatagtaataaaatggtgtatctcatgtgatttattgaaatattgttactgaaa
gtgagaaaacagcatggttgcatgaaaggaggcacagctcagccaggcacagcctgggcccagagcagagactcaaaa
aagaaaaggccaggcgcactggctcagcctgtaatcccagcatttcgggaggctgagggcgggtggatcacttgagg
tcaggagttcaagaccagcctagccaacatggtgaaacccctctctactaaaatacaaaaattaaccgggctgat
ggcaggtgctgtaatcccagctacttgggaggctgaggcaggagaatcgcttgaaccaggaggcggagggttgcagg
gagccaagatggcgccactgcactccagcctgggagatagagtgagactccgtctcagaaaaaaaagaaaagaaacg
aggcacagtgcatgcacatgtagtccagttacttgagaggtcaaggcaggaggatctcttgagcccagaggtttg
agtccagcctgaacaacatagcaagacatcatctctaaaatttaaaaaggccgggacagtggtcacacctgta
atcccagcactttgggaggtggaggtggtagatcacctgagtcaggagttggaaccagcctggctaacatgggtg
aagccccatctctactaaaaacacaaaaattagccaggtgtggtagcacagcctgtagtcccagctactcgggagg
ctgaggcacaagaatcacttgaaccccagaggcggagattgcaatcagccaagattgcaccattgcactcccgcctg
ggcaacagagtgagaccccctcaaaaataaataaataaataattttaaaagtcagctgtataggtacttgaagtgc
agtttctactaaatgcatgttgcctttgtaccgtcataaagtcaaaacaattgtaacttgaacctcttttaactcag
gtactgtgtatatacttacttctccccctcctctgttgcctgcagATCCGTGGGCGTGAGCGCTTCGAGATGTTCCGA
GAGCTGAATGAGGCCTTGGAACCAAGGATGCCAGGCTGGGAAGGAGCCAGGGGGAGCAGGGCTCACTCCAGgtg
agtgaacctcagccccttctggccctactccccctgccttctaggttggaaagccataggattccattctcatcctg
ccttcatgggtcaaaggcagctgacccccatctcattgggtcccagccctgcacagacatttttttagtcttctccgg
ttgaaatcctataaccacattcttgcctcagtgatccacagaaatccaaacccaggagcaggtgtggatacttctt
tgccattctccgcaactcccagcccagagctggagggctcacaaggagggcctaaatattgtgtaactgaataca
gccagagtttcaggctcataactcagccctgcatgcaccggcagggtcctagggtgacccccgtcaaaactcagtttcc
ttatataataaaatgggtaagggggcgggagcagtggtcaccgaatcccacactctgggaggccaagggcaggtgga
tcacctggggtcgggagtttgagcccagcctgaccaacatggagaaaccccctctactaaaaatacaaaaatgagc
cggcgtgggtgcatgctgctgtaatcccagctactcctcctcctaggttggaaagccataggattccattctcatcctg
ggcagaggttgcggtgagctgagatctcaccattacactccagcctgggcaacaagagtgaaactccgtctcaaaaa
agataaataaagtaaaatggggtaaggggaagattacgagactaatacacactaatactctgaggtgctcagtaaca
tatttgcattgggggtgtggccaccatcttgatttgaattccoggtgtcccagccttagggccttcaaaagcattggcta

gggaaaaggggacagacctctactcatgtgatgcatctctctcctcctgcttctgtctcctacagCCACCTGAA
 GTCCAAAAGGGTCACTTACCTCCCGCCATAAAAACTCATGTTCAAGACAGAAGGGCCTGACTCAGACTGACATT
 CTCCACTTCTTGTTCCTCCACTGACAGCCTCCACCCCATCTCTCCCTCCCTGCCATTTTGGGTTTTGGGTCTTTG
 AACCTTGCTTGCAATAGGTGTGCGTCAGAAGCACCAGGACTTCCATTTGCTTTGTCCCGGGGCTCCACTGAACAA
 GTTGGCCTGCCTGGTGTGTTTGTGTGGGGAGGAGGATGGGGAGTAGGACATACCAGCTTAGATTTAAGGTTTTTA
 CTGTGAGGGATGTTGGGAGATGTAAGAAATGTTCTTGCAGTTAAGGGTAGTTTACAATCAGCCACATTCTAGGTA
 GGGGCCACTTCACCGTACTAACCAGGGAAGCTGTCCCTCACTGTTGAATTTTCTCTAACTTCAAGGCCATATCTG
 TGAATGCTGGCATTGTCACCTACCTCACAGAGTGCATTGTGAGGGTTAATGAAATAATGTACATCTGGCCTTGAAA
 CCACCTTTTATTACATGGGGTCTAGAACTTGACCCCTTGAGGGTGCTGTTCCCTCTCCCTGTTGGTTCGGTGGGTT
 GGTAGTTTCTACAGTTGGGCAGCTGGTTAGGTAGAGGGAGTTGTCAAGTCTCTGCTGGCCAGCCAAACCTGCTG
 ACAACCTTGTGGTGAACCTTAGTACCTAAAAGGAAATCTCACCCCATCCACACCCTGGAGGATTTTCTCTTTGTA
 TATGATGATCTGGATCCACCAAGACTGTTTTATGCTCAGGGTCAATTTCTTTTTTCTTTTTTTTTTTTTTTCT
 TTTTCTTTGAGACTGGGTCTCGCTTGTGTTGCCAGGCTGGAGTGGCGTGATCTTGGCTTACTGCAGCTTTG
 CCTCCCGGCTCGAGCAGTCTGCTCAGCCTCCGGAGTAGCTGGGACCACAGGTTTATGCCACCATGGCCAGCCAA
 CTTTTGCATGTTTTGTAGAGATGGGGTCTCACAGTGTGCCAGGCTGGTCTCAAACCTCTGGGCTCAGGCGATCCA
 CCTGTCTCAGCTCCAGAGTGTGGGATTACAATGTGAGCCACCAGTCCAGCTGGAAGGGTCAACATCTTTTAC
 ATTCTGCAAGCACATCTGCATTTTACCCACCCTTCCCTCCTTCTCCCTTTTTATATCCATTTTTATATCGATC
 TCTTATTTTACAATAAACTTGTGCTGCCACCTGTGTGCTGAGGGGTG

SEQ ID NO: 6

>gi|110224474|ref|NM_000314| Homo sapiens phosphatase and tensin homolog
 (PTEN), mRNA.

cctcccctcgccggcggggtcccgtccgctctcgcctcgcctcccgcctcccctcggtcttccgagggcgccgggc
 tcccggcgcgccggcgagggggcgggcagggcgggcggtgatgtgggggactctttatgctgctgcccagga
 tacgctcctcgccgctgggacgagctgctcagttctctcctcctcggagctgcagccatgatggaagtttgagag
 ttgagccgctgtgagggcgagggccgggtcaggcgagggagatgagagacggcgggcgccgggcccggagcccctct
 cagcgcctgtgagcagccgcccggggcagcgcctcggggagccggccggcctgcccggcgccgagcggcggttct
 tcgctcctctctcgtcttttctaaccgtgcagcctctcctcggctctcctgaaaggaaggtggaagcctgggc
 tcggggcgggagccggctgaggcgggcgggcgggcgggcacctcccgcctcctggagcggggggagagcgggcg
 gggggcgccggcggtgcagctccagggaggggtctgagtcgctgtcaccatttccagggctgggaaacggcg
 agatttggctctctccccttctactgcctccaacacggcgggcgggcgggcgggcagcaccaggggcccgggtt
 taacctcccgtccgcccggcgcacccccgtggcccgggtccggagggcgccggcgggagggcggttggag
 gattattcgtcttctccccattccgctgcccgcgctgcccagggcctctggctgctgaggagaagcaggcccagctcgt
 gcaaccatccagcagccgcccagcagccattaccggctgcccgtccagagccaagcgggcgagagcgaggggcat
 cagctaccgccaagtcagagccatttccatcctgcagaagaagcccgcaccagcagctctcgcctctctctcc
 tctttttcttcagccacaggctcccagacatgacagccatcatcaaagagatcgtagcagaaacaaaaggagata
 tcaagaggatggattcgaacttagacttgacctatattatccaacattattgctatgggatttctcgcagaaagac
 ttgaaggctatacaggaacaatttgatgatgtagtaaggttttggattcaagcataaaaaccattacaagata
 tacaatctttgtgctgaaagacattatgacaccgccaatttaattgcagagttgcaaatatccttttgaagacca
 taaccaccacagctagaacttatcaaaccttttgtgaagatcttgaccaatggctaaagtgaagatgacaatcatg
 ttgcagcaattcactgtaaagctggaaaggagcaactgggtgtaatgatatgtgcatatttattacatcggggcaaa
 ttttaaaaggcaaaagggcctagatttctatggggaagtaaggaccagagacaaaaagggagtaactattcccag
 tcagagggcgtatgtgtattatattagctacctgttaaagaatcatctggattatagaccagtggcactgtgtttc
 acaagatgatgtttgaaactattccaatgttcagtgggcgaacttgcaatcctcagtttgggtctgcccagctaaag
 gtgaagatatattcctccaattcaggaccacagcaggggaagacaagttcatgtactttgagttccctcagccgtt
 acctgtgtgtggtgatataaagtagagttcttccaaacagaaacaagatgctaaaaaggacaaaatgtttcact
 tttgggtaaatatcttctcaccagaccagaggaaacctcagaaaaagtagaaaatggaagtctatgtgatcaa
 gaaatcgatagcatttgcagtatagagcgtgcagataatgacaaggaatatctagtacttactttaacaaaaaatga
 tcttgacaaaagcaaaataaagacaaaagccaaccgatacttttctccaaattttaaggtgaagctgtacttcaaaaa
 cagtagaggagccgtcaaatccagaggctagcagttcaactctgtaacaccagatgtagtgacaatgaacctgat
 cattatagatattctgacaccactgactgacagagataagcaacttttgatgaagatcagcatacacaatattac
 aaaagtctgaattttttttatcaagagggataaaaaccatgaaaataaacttgaataaactgaaaatggaccttt
 ttttttttaatggcaataggacattgtgtcagattaccagttataggaacaattctcttttctgaccaattctgtt
 ttacctatatacaccaggggtttgacactgtgtgtccagttgaaaaaggtgtgtagctgtgtcatgtatatac

ctttttgtgtcaaaaggacatttaaattcaattaggattaataaagatggcactttcccgttttattccagtttta
 taaaaagtgagacagactgatgtgtatcgtaggaaatccccctttgtgttctgtcaccaactgaagtggttaa
 agagctttgtgatatactggttcacatcctaccccctttgcacttgtggcaacagataagttgagcttggctaagag
 aggtttccgaagggttttctacattcctaatgcatgtattcgggttaggggaatggagggaatgctcagaaaggaaa
 taatttatgctggactctggaccatataccatctccagctatttacacacacctttcttttagcatgtacagttat
 taatctggacattcgaggaattggcgcgtgtcactgcttggtttggcatttttttaagcatattggtgcta
 gaaaaggcagctaaaggaagtgaatctgtattggggtacaggaatgaaccttctgcaacatcttaagatccacaaat
 gaagggatataaaataatgcataggttaagaaacacagcaacaatgacttaaccatataaatgtggaggctatcaa
 caaagaatgggcttgaacattataaaaattgacaatgatttataaatagttttctcaattgtaacgacttctcc
 atctcctgtgtaatcaaggccagtgctaaaattcagatgctgttagtacctacatcagtcaacaacttacacttatt
 ttactagttttcaatcataatccctgctgtggatgcttcatgtgctgctgcaagcttctttttctcattaaatat
 aaaattttgtaatgctgcacagaaatccccctttgagattctacagtaagcgtttttttcttgaagattat
 gatgcacttattcaatagctgtcagccttccacctttgaccttacacattctattacaatgaatttggcagttt
 tgcacatttttaaatgtcattaactggttagggaatttacttgaatactgaatacatataatgtttatataaaaa
 ggacattttgtgttaaaaaggaaattagagttgcagtaaaccttcaatgctgcacacaaaaaaagacatttgatttt
 tcagtagaaattgtcctacatgtgctttattgatttgctattgaaagaatagggtttttttttttttttttttt
 ttttttaaatgtgcagtggtgaatcatttctcatagtgctcccccgagttgggactagggttcaatttcaacttct
 taaaaaaaatcatcatataatttgatagcccagatgcatacagattttaagcggagtacaactactattgtaaagct
 aatgtgaagataattataaaaagggttttttttccagaaatttgggtgcttcaaatataaccttccacttgacattt
 gaataccagccattttgttcttaattggtataaaaattccatttcaataacttattgggtgctgaaattggtcacta
 gctgtggtctgacctagtttaatttacaataacagattgaataggacctactagagcagcatttatagagtttgatgg
 caaatagatttaggcagaacttcatctaaaatattcttagtaataatggttgacacgttttccatacctgtcagttt
 cattcaacaatttttaaatttttaacaaagctcttaggatttacacatttatatttaaacattgatataagagtat
 tgattgattgctcataagttaaattggttaaagtttagagacaactattotaacacctcaccattgaaatttatatgcc
 acctgtcttccataaaaagctgaaaattggtacctaaaatgaaaatcaacttcatgttttgaagatagttataaata
 ttgttcttggttacaatttccgggcaccgcatattaaaacgtaactttattgttccaatagtaacatggagggccag
 gtcataaataatgacattataatgggcttttgcactgttatttttcttggaaatgtgaaggtctgaatgaggg
 ttttgattttgaaatgtttcaatgttttggagaagccttgccttacattttatgggtgtagtcattggaaatggaaaaat
 ggcattatataatataatataatataatataatataatataatataatataatataatataatataatataatata
 atttgacaagaattgctatgactgaaaggttttcgagtcctaataaaaactttatttatggcagatctcataattag
 cctgaaatgcattctgtaggtaatctctgagtttctggaataattttcttagactttttggatgtgcagcagcttaca
 tctctgaagttacttgaaggcatcacttttaagaaagcttacagttgggcccctgtaccatcccagctctttgtagc
 tctctgaacatgtttgcatacttttaaaagggtagttgaaataaatagcaccatcttttgcgtggcagcag
 ttataaaacttaagtgaggtttaccggcagcatcaaatgttccagcttataaaaaataaaagtagggtacaagttta
 gtttagttctagaaattttggcaatattgtcataacgatggctgtggttgccacaaagtgctctgtttacctttaa
 atactgttaatgtgtcatgcatgcagatggaaggggtggaactgtgcactaaagtgggggctttaaactgtagtatt
 ggcagagttgcttctacctgccagttcaaaagttcaacctgttttcatatagaatataataactaaaaaatttcag
 tctgttaaacagccttactctgattcagcctctcagatactctgtgctgtgcagcagtggtctctgtgtgtaaag
 ctatgcactgaggatacacaaaaataccaatagatgtgtacaggataatgcctcatccaatcagatgtccatttg
 ttattgtgtttgtaacaacctttatctcttagtggtataaaactccacttaaaactgattaaagctcattcttctgt
 caaaaaaaaaaaaaaaaaaaaaaaaaaaaaa

SEQ ID NO: 7

>hg18_knownGene_uc001kfb.1 range=chr10:89613175-89718512 5'pad=0 3'pad=0
 strand=+repeatMasking=none

CCTCCCCTCGCCCGGGCGGGTCCCCTCCGCCTCTCGCTCGCCTCCCGCCTCCCCTCGGTCTTCCGAGGCGCCCGGGC
 TCCCGGCGCGGGCGGGAGGGGGCGGGCAGGCCGGGCGGGCGGTGATGTGGCGGGACTCTTTATGCGCTGCGGCAGGA
 TACGCGCTCGGCGCTGGGACGCGACTGCGCTCAGTTCTCTCTCTCGGAAGCTGCAGCCATGATGGAAGTTTGAGAG
 TTGAGCCGCTGTGAGGCGAGGCCGGGCTCAGGCGAGGGAGATGAGAGACGGCGGGCGGCCCGGAGCCCCCTCT
 CAGCGCCTGTGAGCAGCCGCGGGGGCAGCGCCCTCGGGGAGCCGGCCGGCCTGCGGCGGGCGGACGGCGGGCGTTT
 TCGCCTCCTCTTCGTCTTTTCTAACCCTGCAGCCTCTTCTCGGCTTCTCTGAAAGGGAAGGTGGAAGCCGTGGGC
 TCGGGCGGGAGCCGGCTGAGGCGGGCGGGCGGGCGGGCACCTCCCCTCCTGGAGCGGGGGGAGAAGCGGGCGGC

GCGGCGGCCGCGGCGGCTGCAGCTCCAGGGAGGGGTCTGAGTCGCCTGTCACCATTTCAGGGCTGGGAACGCCGG
AGAGTTGGTCTCTCCCCTTCTACTGCCTCCAACACGGCGGGCGGGCGGCTGGCACATCCAGGGACCCGGGCGGTT
TTAAACC'TCCCGTGCGCCGCCCGCACCCCCCGTGGCCCGGGCTCCGGAGGCCGCCGGGAGGCAGCCGTTTCGGA
GGATTATTCGTCTTCTCCCATTCCGCTGCCGCCCTGCCAGGCCCTGGCTGCTGAGGAGAAGCAGGCCAGTCGC
TGCAACCATCCAGCAGCCGCCGAGCAGCCATTACCCGGCTGCCGTCCAGAGCCAAGCGGCCAGAGCGAGGGGCA
TCAGCTACCGCCAAGTCCAGAGCCATTTCCATCTGCAGAAGAAGCCCCGCCACCAGCAGCTTCTGCCATCTCTC
CTCCTTTTCTTCAGCCACAGGCTCCCAGACATGACAGCCATCATCAAAGAGATCGTTAGCAGAAACAAAAGGAGAT
ATCAAGAGGATGGATTGACTTAGACTTGACTGtatccatcttctgaggctgctcctctttacctcttctgtcactct
cttagaacgtgggagtagacggatgcgaaaaatgtccgtagtttgggtgactataacatcttaaccctggtcaggttgc
taggtcatatatttctgtgttctcttctgtgtattcaacctaggggtgtgttggctagacggaactcttgcctggtt
gcaagtgtcaagccaccgattgctttcttaggctatctataggtctcttctgagggtattgtccgttaatacag
aatacagtagactgtagtgattagcagctcggtaatccggtctcctaaatgaacaaaaagtagacgctttttg
aggttagcattatctcgattaaatcttggcttaggccctagatcaagggtttagatcagaataaaatgaaaattagt
gttgcacgtacgcataattgcatcagaatcttgcagtgttttagtttctgagttgcattgatagattctttta
aaatagactgatttgcataactttagaagcagaatcatttbcagtatataggtgcacattgagggcaaaaagtag
tttcttaagtgttaaaacttaagttacctacaactttgaactgtatgtagaagttttagtttgaagtcaatagtg
ccataatataccttataaggcgttcttactagatcttctgttatatttaccttttctctccctatggggtgatgtg
gatagtgcttgaatttgcacttcagtagcatttaagtgtcagtgctcttctgcataaacatagaatggatattgagt
agtttctgatccagatggtaatgtgttaggtcaagggattgtgtgtagcaagtgaagattgcagaaaaaaactt
cagttcatgcttgaatttaagtattgttgcagcagaattgctgctcaccgtttttaggtttcaggtcctctga
caccttttggtatcgttaatttactgatttctgtgagaatgtcagttgtatttaccagctaatactagaatgct
ggcaagaggggttactccagcttagattgttaggtatgtagctttttcatacagtgattaaatttactgagtc
agcttgcgtgaataagacagaagcccaagaattttaaactgtgtgacttttagttgtctaaaagtttaggcttccggc
ttcaaaagtttagtggtcatcgaaaagcattaaatcttgcagtttcaggtacaacacattgggttttgattagggatgg
ggatggggccctcttttgcagaatggggaagatttgacaggaattgagagctattggtaggccaagtgataaggt
atgtgaaaacagaattaagttattggctcgaagtgcagcatttaggctctatcaagccctaaaatttggtaat
atgagtttggtaatgcaattgtggcagtggaacaatatttagttaaaattatgtaattgcataagtagtagcagct
attttaataaaaagttatttcttagcaaatgtcagttgcattttgtctaaaaggttagagtgacactacagtgctata
tgtcctgctaaaaattgtgggaatatttttttaagacagcgtttatctcgggagaggttttattccggttggt
atgttagctgcataaaatgtgcacagttaattttgcaccaagttttgttttgaatgaatgtaaaacttactgaag
aagtagcttcccaaaatttagtttctgttaagccaaaaatatttttaaaagagttttgcaattttgaagttg
acattaattgagaatgttactaaggctaaactggaccgcttgcacagaagataattatggaaaaattcttttgtga
cttccaaagcagcttactattagcatgaattactgacagtcacccaaatataatggaacaaaaaattaaatgtttat
gtaactttgaaaaaaaagcctttgaagaaaataattgaatgctgtctgggagacagatttcttccagcacttaaagt
acataacacactactttacttttccacttgattttaaattatcaggggttattaagaccttaaaattatttacca
ggttttacatgtgagctgtgacatgactggcattttctttgatttcagcgtatgttggctctcacacatgaaattt
gtgtgacttaaaactttctctaaaactgacttttagttatgatagcatagaagcagtatcaaatattgcgtcaa
atgactaataaacacttaatttctagagttgtggttttattgagccaaaagttgatatgaaaaaagtcagtaaggaa
agtcagtgaaagtgttgcctttttgataattgcactcccaataaattttgatattccaacgtacttggttgcttgtt
ttcacgttaattgtttctgtttattggagtggaaggcattaaaattgtcattgaagactttgtctttgacatgtt
tagtatttatttcagtaactaacctgtgaaaagttaaattcctttatgaaagttagtgattggagtattttatctga
taagaaaagattaataatgaagccatttctccgaggaataattgaggacaataattcagttttaaaatattatcgcaa
aattaaattatttctaaaaatttgttagtaggggtatagcttaataattagctgaaatatagtgctgaaatttgagac
tatagaaaaattaagtgatttagggatgtggaaacgttaggcttctgttgtatttttattgtttggtagatttgc
ctcttttcaaaataaattgttcacagggataacttttaactttagagagtagcagtgactattgaagttacctaaatta
cctcaaggtaagtgattactgaaattaatcatgagggttttaaagatttctattcacaacatttattttacattg
tttctgtatctgctaagttatatttctgaaaaacatgactggaccacctaattgctgtatgataacttacaacttc
attttctatagtgcttattcaagtgtaaagcacaactgaaaggagtaattgtacagtttatatgaggaaaaaggaatt
ttattgctgccagtgtaaaagtttgcacagcagtagtagtcatcaatgcagatttacattgcttataataactaagt

aaataactaaatgattaaagataataaaaatattggtgaggtataaccaccttcatttttaaacttagttttagaagatag
taaagaaagattccttttattacctttttagaattttatttttaataacatgggaaaggcaactgggtgatattttaat
ttttgtatggaacagtgcatctgctttctcatagccacataaaaatacataaacttcttagtggtatgaaatggctta
ctttttggaagtgaagaagcttcaattcttattttctaatgthattttgaaatttgccctccatttgctgtttgttc
atttgggtgatagcgcaacacttaaaaaaatattttaagccgcttctgaagtaatcacttcagtgacttttaaggag
gagatattgttatgggaaattcacttcacaaagtttaacattaattcacttgaagtaaacgctgctatttttaatt
ttcatctcaatcttttaagtaagacgaaagcttaggaaatcacttttattattgatattgtgtgtgacttcagagtt
tgtaaagagaattgtagaaggttgcatgcatatgacaattttctgcttaattgaaatgtgaggcctctgccatact
acaaggatttagcttccagaaaatgtaatattaacatagcttaagaaatgtattttttttctgtagaaccggtt
gggttaaacaaacagttcagaagttttattacatggaaccatttagttcttaactctgttaaccttttctcatttt
ttctgttaacttgattttcacagtcagcattgaagaattcatctgtggcctgaattcattaagaaaagatgtag
gattttgttctgaagatagtgacttaggaaatttgtgagactgggtcagtcagttctgtttacaattgcttctat
ttggtagctttgaaattaatttagttgcttatcagagagaataatgttgagggttagactaaccttaaatggtaagg
ctttgctgagcaaacctgataactgtaagtctttataggggtgcatctactgccacataacgttcttccataggtggt
taaaagatattgggtctgtgtttgggtgatctctttgtacatattgagtatatgcattcactaatgtaaaaaatatt
gccaagaaaggtgaaatttagtataattgacttgactattcacctttcccttagtttttgaattttttcaattggtt
gcagaggaaagtattagcaatttaattcttttaaaaatatttgactggaataaataagtatcgcaataataagaag
agtaacataaatttaaggggtgaattaattttattttgggaagtttttagttctgtatagtttaaggcagattctcattg
caacagttgacattgggacatgtgtgaacatctcaagggtattaggacatctcaaggcattactttttggcagtg
tgagaattt
atctcggtcactggaacctctgctcccaggttcaggcgattctcctgctgaacctcccagcagctgggattat
aggtgatgccaccacgcccagatagttttgtacttttagtagagatggggtttaccaccttgccaggtggtc
tcaaactccagacctcaagtgatccgctgctcggcctcccaaatgctgggttacagggcgtgagccactgccc
tgccagtggtgagaatattgagagatggatattgtagctgtacctgccatcaaaagaattttcttgacctccacat
agtggtgaaaaagaagactgtttacacattatattttaagtaattatacacataattattatcagtaactcaccactc
aataatgaaacagtgaaatcaccagtggttgattctctgtgtgtgtatgtgtatacaaagttagcaaaccttttat
cttaataatttataaaaaacgaatttttgtttctttaaagaaaagactaccttagagaatattgttctatagtttt
aaatattggtcagatctattttaaattatggttaaaattttgagttatcagtttatctatacttttaagcatatataca
ttgtttcatttttagatttttagggagggcagtggtggctctggagccagactgcttgttttgtaactctggatctcca
tttagtagctggatgactttgagtaggttatttagattttctcaatctattttatctgtaaaatggggatgataatg
gaacctaccgcatagctttatcttgaatagtaagtgagataataaataagtaattcatttagcatagtaacctgccac
attgtaaaacttaaatggtagctactgctctgaaaaactgtaatttcagggttagtatgttagggaaattatttgta
ttttctttatgggtgatgatgtgtaactgaatttccctcagtttgggcatgttaggattttgtttcaagttataagt
gtttttaaaaataaagggtatctcttttaggaagctctgggtatgacatgctctgtgattttgctgggtcatcacaatgg
gaaataaatctctgctaactcaactgttgaccaaagtaaaatataatagccaatcaaaaactatttgctttaaaa
tataaaaggcaaaaacttctatttagcataatgaagtagaatttttaaactttgttataatcttaaattttctttag
tgttgaagataggtcaacttaactatcatacatttttattcacataaagtaaaactctgctcaaatgtaataaactt
aatatgagttatgtaaacctttgggtcaatagaggatatttttttagcatttccctttgaaaatttcagccttttgagg
gagcttgcactgaatgtcaagttacafttattacaataaaatggacacttaataataatctgtaatgcaattaacat
aatatgggaaacttttaagttatcagttctctgtattatttagtccatttccacatttgccaggattctcaatatg
attagggccaagacgtgggaagaaagaagtaaaactaaaggattttttcttcattttttaattgaaataggg
gaaagatggaataagcttatctgtccagtaaaaggccattatgtgtacatagggattattttttccccccctggg
ctgtactgatttcccagatgtaccacagcactcttagtagtgaaagcacttgacttctagtgagtgattttttgtgt
gtgtgttttatattgcagagtgaaacactctgtctgatactatgtgacttctgattatgtgatttttatgcattt
tatgtgttttgtaaaactagctgtatttttgggtccatgtctaggttgtagaattgaaatgtgcattttggcatctgag
cacagctgagttttctaaatcaatctctctccttgacactagttttgcttttagatcaactacctaagacttactgtt
gatttaataattagagcacttaagcatagctttgacttttatttcccttgatttttgtagattttcaggctgaagtac
aataaggttctctgttctttactagtaattgcaagattgtattctgtgaattttatttggtttaataacttttgatct
tttgaagaggatgtaattatttaaggtattatgaaatgcattgtgatttgaattagatactctttggagatggagtt

ttgctgttggtgcccaggctggagtgcaatgggtgatctcgggtcaccacagcctccgctcctgggttcaagcaa
ttctcttgccgcagcctcccaagtagctggaattacagggcatgcccaccacgcccggctaattttatattttttt
ttcagtagagatggggggtttctccatgttggtcaggetggcctcgaactcttgacctcaggtaatctgcctgtctc
agcctgctaaagtgtgagattacagggcatgagccactgcgcccggcctcagatactcttttaattagatgcttta
aaaatthaaccaccattgctggcatgaatagatgtattttagagtgattcataaatatcgtatacatgtttaag
ttacaaactttttgcttatttcaaaatgcaggattcttttccatttaaaatccctctctttgtgagactcttttt
gagtttctgggtactctaaactgattggagatgaaatagatagaattgaaaactgtacttttaaatgaaatttt
gggatgtcattaaagcttgattttttaggttttttttagtggtgattataaatttttttactgattgtcagcg
ataaatggaatgctgggatttttaaaatttttttatcattttttataaggtaaaaacagtgttttgctaggtc
taatttgaccatgttgtaaaatttatgtataccttgaaagaatcatttatgaaagatactgaattagctaataat
actctgtcttatgtagtttttgattacaatacacttttaaatcattagctcatttgattttgcaagaagaacag
gtaacctaaagggcagacagaacaggcattactttattttctttctttttatttttatttatttatttat
tattttttgagcttaggaattgtagctccagtggaatcagtatcttgtaaatggctagtgaagactgagctgaa
gaaggatgcaggactttttggcacttggtgcagatattttcccattatgttacatgagtggttcttaacctcag
gtgttagaacaacctgaagggttataagctatggattgcttactccaccctcagagtttctgattcagtaggtct
ggattgggacctgagaatttttatcttagaagttttcaagtgatgctgctggtgctctggggatcacacttt
gaggaccaccaatgaaacattatctcccaccaagcaaaccttaacatggtatactccttttaggttattagaattat
acatgcattatttcatttgacctgtaaaccttaagtaactttgcatggaaaatgttatcctgattttatagacgaga
tagtgagtttagaaaggcagtatggtggaatggagcatagatttgaggttggttagacctaaagtccagattaaatc
ctgctcaaggctggcggtggctcatgctgtaatcccagtgctttgggaggccagcgttggcagattgcttga
gtctggaagttcgagaccagctcgggcaacataggcagaccctgtctctcaaaaaaaaaatacaaaaattagtcggg
tgttatagtgctgattggtagtcccagctactgaggaggtgaggtgggacacctgagactgggactttgaggtc
cattgagctgtgattgggacactgtactcctgcctgggtgacagagtgagacctctctcaaaaataaataaaa
tacatccccgctcagccacttatcagttacgttagatatactgcctaaccttagtgaacctgtttcgacaactccaa
aatgggagtaaaaaatcctaaactgtacagtggttttttagttttgtaaaagtacaggtgaggttttttcagagt
attggttgccatctgagagtgatccctttcacctcctctaggacttttagcattttctggagacattttggtggtc
acagctgggggtgtagagtggtctattggctaggggttgagccagtgatgctgcttaacatcctatatggcacia
gacctctcccatacaaaaagaattatctagcccaaatgctgtgtaaaatgtctggtatataaataagataatatt
tgatgaaaatcagtaacctttgccccagggtgtgataattagaagggtcaacttactaaatcagtgatggagttagtc
ctaacatctgggtgtctgactgctgcttaggccagttctttatataataaagaactttgtccacagaagatat
ccctaatacaaaaaagggtttatgtgaaggagctcatgtgtctttggctgattgtgaaagtgtgctttgaactt
ctgttagaaaaggtgaaagtgtttccgtaagtgttttaatactgtaactgtagtattcagaaggatgtttaatttt
tttttaattttgctagtagtttttaagtaaatccttttcttttaattatgtagttgttgaactgttgggagttac
tttctcttactattttgttatttaagtattctttgacctatgcttttttattctaaagctgcttttattatagt
cagatatgatgaagttaaattgtacaatgtaaaatgcaaatcccaacagagctatacaaacctaaatatttctaagt
aaagaaaatagggtgactctaagggtctttgatccatggttgcaattctttctaggccctaaatttgctatgcca
gctgttgaattaaagtgtttatctaaattagaacttgattaaagtgaagtttagaaaaaaagaacaa
aatcggaatggagtttaggttagccagagatgggaagatgccaagaaggtagcttttagtgattctgaattttt
ggttttgtttgttttagggcaggcaaatgtaattacaaaagggtcttaggaatagattgctgtgatttttttct
gtttgcatgattttacagtttgcctctcacttttgaatgcagaataaaatgtcaaggccttattttttttta
aatcttaagaaatttaagattgactgttaattccttttgaatatgggataatttgagataccaattatttaaga
caaataggactcattgttacaattcagttgaataaggcttatgatgtttatttcagtatatgaatgaaaactatgtg
cttattgtacttaagaaaatttcttttataaaaacatgactaaagagaatttataaaatcaccactgtcctactt
ctctaaaacttaattgtttcatattagcttccagttttgttcatatgcatatactttaaaacctagttcatggtgaa
cttaagaggggtgtcttttaaaaaacaatttccattgcaactttgtcgttgcttaattaaatgggtgaaatcatcag
aaatatttttctatacttatacatttattaagcttgtttccattttttatgtgatttttaagtggtt
taagataacctaaacattagagaggattttcatggttttgattcatgaaatcataatgttatcaaacctaaactgaa
gtgttagagccttgaagattttccccgaattacatataagtaactctactgtatttaataactgaaagcatatttt
acttatttaagtgagacaaagttaaatttagctgaatacttttagatctatcatttcttttctgttgtaagaacat

tacattgtgttgaattaaagtggatatagaaggtaattagaataaactgccacatcatttttatagtaaagtggta
ataaactattgctttctgttttttaatacagaaggagatgggcttataatgatgttactgttccctgaagcatat
tttgatgatacggtttatatttgcacagttgccaggtaatcattgtgatattaattgatcaatttgctatttatt
tgcgttttaaatcagtagtatttgtgcttaaaaatttgcacatgtttatcagatttaatttttaagtgtcag
atactaaaacaaataaccttaactttattaaattataattttttatcatgagggtggtattcatttattcatatagtt
agaacaaaaaataatttaaaatattgaggtagaacaaattagctcttttttaattaaaagccagattacttgttaga
gtaacattttcccaaatgaggtaaaattgttgcgactgttaaacttaaggaaattttgatctagggtggtatatac
cttctgtgggggtgctaatagaaaacagggatggcaaaaatattttgttgtgagtgtatgcatttatgctttttgac
aacctaagaacactcttacatctgagtatctttcatggactagctgtaggaaatctataaaaatagcttagtata
ctgaaagtatgacatagttttacatatctagattgtggttgtgattatataaataactataaaaatagctaacgtgc
tgccttaataaactatttggatttttttaatactgaaaagggtcacacagattgtgattattgtgtagtgtccaaga
actaaggcctaccatctgttactcaaatgtatgaaaaagtttaagataatttagtgatataagtggttttgacaccac
tgtttttggaataatctaattatgatttttataaagactaatatcaaaattttaaactgttgcaaaaatgaaacctaa
tagttatactgttatttatattttctattacaatacagatactggctgagaactaaagattgtgtaataaacgct
ggccttcagtcatttgggttttttttccctcgattgttggatagtttaactggacatcatgttttaacttgagaaa
ttaagttatacaagattttgatatttttaactagttttcttaactgggtgagatatataagaatttagtattacagg
actcaatcagggaaactgatttaataagaattttcttaaaaatttgtttaaatatttttcaagttctttctctatctt
ctacaacttaattctgtctgtatgcaaatgagcttccccatttaaaaattttgctgttgcattttaggccactatag
aagttgtttcttttaattttcactcacaagaatttggctcttaccaaaattgtgtaaatctttaaaattgtgtatttggc
ttaatattatagaatctgattgatttaactacctgtttcatttagtatgttgacattttcttgagaaaattgtta
tgccaaatgattaacataataatattttaagtttagatatgattttgaatttacattttcaaatgcaactttgtgtc
tgtggccttttttttttttttttttttttctgagaaaacatcttgccaaatttcagattaatctgtgaggaaagtagatt
ggtttactagactcagttgtgactttgggtgagaactgaattggaggctatgaaaaaataaccttttgggctttc
tgaatagacatatatacataaattatatactcttacattaagtgggacacatagtaggtgagattttacctgaata
ttaaagtttaaaagtcgttacctattctgtttacttaatagattttaaagggtgtgagagggttatgtgtttctg
tccctgtttttatctctatccctcccactaaactgttggactcttatcttcccagggtattaaacttgtatgtttt
aaaagcttatttacttgttgaatgggttaacttaattagttttttcttgaagtttcagcctaaaatattttctgttt
ttttatagtcctttaaaatatagaaaattctacagctaatcataattagtaattgtactttttccctattacaataa
ctggtttcataataaaaatgggtatcccttcaataacaagcatttatagtagtttatttaaaaactaagggtgttatctat
tcaaaccaagcaatgcagacttactgttgactctgttaatatattttaaaattgcataattactaaaatttaaaat
gattttgactagatttttgggtgatgttatttttagatattttgattatgcactacttaagaatgaattgtcaagat
gattataaagttgatataatagtttaacctcagtggaataggaatcatttaatatgttagatatattgtattatta
gaacaatctctatgattcttactaataatagtaataatgacagacaatagttggctttcatatttaaaaattcac
atgcatttctagtttatgtttttcttgcactaaaattctgcagcacttaggcaaagctattttaccagttggaaa
aaagtaagtcatttccaaccaattttctggcttgtagtatagaataaagagacttgattttattacattaaagcca
aatataaaaatgatgcaatctagcacacacttgggttgaacttttctcttttaaatattcagattaaagggacgttga
aaggtaaattt
ttactgcaagctctgectcccaggtctatgccattctctctgctcagcctcccagtagctgggactacagggcct
accaggtggcggccgctaatttttggattttttagtagagacgggtttcaccgtgttagccaggatggtctcga
tctctgacctcgtgatctgectgectcgectcccaagtgctgggattacaggtaaattttgattgttattagca
actataaaagttttgcagttggcttattggaaaaagaaaacctcttgcggagacggagacgatttgtattagaa
ctttgtttttctgagtaccttacctatagtaggtttcaaatatttgggtgaattagttgatggttaggtctgcataatta
ctgctgatggaaaattctggaacctattttttcaaaaatgcagctaatgttgagagaatatgcaactaaatattactag
atctttgtttttcaagatgctgatatacccttaacatctctgcactttacctgtttgaaatctttttttgctgtaaa
aattagttggccttatgtctttctgcataattatagagttagccaaaacctgttttaggttaatcacctctggcaaaat
aatgataaaaagcatagcttttgaagcagaatgatattacagaagtttaacttataaatctaagtgattaaagaca
cttaggaaatttatgataatgctgggtcagcattacagtttttaactttttacagtttttcatatgctttttttgtga
ttttgctgtagaaaatlaacagttggcatttggcttagttcaagataatgctgttgacaagtatatctgacacgtc
attgaaactaataatatttttgaagctgataggttaagtataatctattttgtttcattctgctatttagtgatcggct

tagatgttttagcgagagcaaaactgtagaggaatgtgtgtctgtgtgttatatgtgtgtgtgtgtgtgtatt
ttaacagcaggagaggttctgaaacaggaaaccagtccttatcatatccatccagagacctaggaagaaggtaatgtt
tgggtactcgttaaaccagttgggtgggcaacttaaatttttagaggatcacagatgtaggcttgagcagttgta
gatagatgattctttttttctttttttcttttttttttagagatagagtcctctctgtccatccaggtgga
gtgCGGTGGCGGatcttggcttactgcaacctctgctcccaggttcaggcggttctcctgtctcagcctcctgag
tagctgggattacagggcgcagctgctgccatgccggctaatttttgtatttttagtagagacggggttcaccgtgtt
ccccaggctggtctcgaactcctgagctcaggcaactcaccacctcggcctcccaaagtgtgggattacaggcgt
gagccaccgtgtctggcagatagattatctcataattaacacctgctatgaagaaaaattgattaaaatagttgagaa
gtctagtagactctcagctaataatactaaattatactatggatttttagagtattgttaacattatcagtgacttgat
atctcctgaggttctaatttgcctaaacttaataaattgggggtcagatcaccttgattgttcccttaaagattaa
atcttgtaaaactgtgtgtaatttctctgtatctgggttggatagcttaaaaatgggtcttaagtttaatgagttc
aactgggaaaaagttagttctatcttttagatgtgtgtcactggaattatggttccctggttggttatagcactt
attacaaagttgtaataatgatttctcactgcttctctggctgttttttcacaaatacactttttatctgtcgc
aggtaacttatttttaaagctatagaggtaataatctcatcagggtgagggttaactaccatgggttggttgctat
gttaggttattttctgttttttttcttttataaactatagttgtgaaatagtttatgtagtttacttttgggtta
ttagaatataatgctagagtgggattacaggattaaagagtgtacagatatttttagtttttttttttttacaagt
tgcagatttgttgcaaatgaacgagtttgtagtatgttaacaaggagaagaattactagcaagtcttgatgttac
tttgaaagagtgtgatgattgcattttaggaagatatctaaactctgtttcaaagcaaaagtagtgcaaatctct
tactcatgacaaattcatataataaaaaactgaaagttgtgaggtcagggtggttggagaagtagaaaacttcag
tagagttatagataggcagctctcctttctgggttggcactgacagcagattaactagaaaaggttagaaggaacc
taaaattatactaaagtcaatttaagtttaataataaccagaattcctccttttacaatttttataaaaaaac
catattgagttgcttgaatgagacatttaaactaaatttaataaacagaattcattgcaaccatctataacaacc
cttatttacaattatagagtcctttgcaattttatagatattttcatgtatcccatttggctcctgaaacaattat
gaagaagttacagcaagtggtattatcattattttacagaagaacaaacaaaaatataatgtggcccagagattgag
tgatttacctgaggttataggcttagattgcatagctggaagtgaacctgttctctctatattaaatgacaat
tcattaaacttagcaccagatttgggtacctagtaaatattaaatggttctctgtttatttctgactattcctct
ttattcttaaaacgccatttttggagcactcttaataattatagttcaaaacttgtacctatgtacctttttctct
tagaaaaataagatttcaggctgcatttaattgatctgtacaggaatgattatagttttacatatgggacaaattg
ctcttttttatatacctaaagctctagggtacatgtgcacaacatacagatttgttacatatgtatacatgtgcca
tggttagtgtgtgcaccatcactcactcactacattagggtatctcctaagtgtatccctccccctccccata
ccccatgacagggcctgggtgtgtgatgtcccccacctgtgtccaagtgtctcattgttcagttcccacctatgag
tgagaacacggggtgtttgggtttctgtccttgccgatagttgtgcagaatgatgggttctagctcatccatgtcc
ctaccaaggacatgaagctcatccttttttaggtgcatagattccatgggtgtctatgtgtcacattttctaat
ccagctcatcatttgagcaatttgggttgggtccaagctctttgctattgtgaatagtgctgcagtaaacatacatg
tgcattgtctttatagcagcatgattatactcctttgggtatataccagtaattgggattgctgggtcaaatggt
atcttagttctagatcactgagggaattgccacactgacttgaactagtttacagtcccaccaacagtgtaaaagt
ttcctgtttctccacatcctctccagcacctgtgtttcctgacttttaagtactattcctaactgggtgtgaga
tggtatctcattgtggttttgatttgcatttctctgatggccagtgatgatgagcattttttcatgtgtctggtcgc
tgcataaatgtattcttttgagtagtgtgttcatatccttcgcccactttttgatgggggttggttgatttttct
tgggaagtgttttaagttctttgtagattctggatattagccctttgtcagatgggtagattgtaaaagttttctcc
cattctctaggttgcctgttcaactctcatggtagtttcttttctgtgtgcagaagctcttaggacaaattgttctta
aataatgaacagttggcactttttcaactggaaaattcaaggaactgctctttctgctttctgctcaatatgaatct
tcaatttagaaatgagagtcattcaacattcaacatagcttatttaataaggaaaaaaaacctagtaacaatg
taaaatctttgattaaatgagaaagtcataagaagttcatcagatttgtatttaagcatgatttcattagaaaagtt
gataataaggatttaactgtgacataattggaaaacttgtttaaacttaaaattttgaaaagaaatgtaaatgtg
atgtaacttatgaatcagtggttgagttctttttgtctcacaagaaccctaaactgtgtgttacttgaaagcactga
tggaaatcagggaaaaagctccagaagttcctacgaataaaaataaatgataaagtctggtatctgtaacttgc
cttccattctgttatctttctcttagctgactcattaattctttcacccctggctactgggttagctcagtggt
tttatgagccaggcagcttcagactttgcttttgatgctctttgttaccctctaaagctgtattatcactttca

ttttatcattaatggttccatgtatatgttatagtttcatattgttactgcaacttttacttagctataatttaaaa
atatctgtgatctgtggaaataattattctatggcagaaaagtagttattgcattttactttataagttgtaagg
ataagcatacctataatattaagcactacaaagaaacttttacaatggctttatlttttagcaaacatcatagttaaa
ataagatttagtgatcatgtcaggaacacagctcttatgaaataagggttagggagctatlttttagttactatactct
acttgaaaattgtagttaaattctagcatatacctatttaatttagatgcaagtacagatttgagataaggtagat
acattatttgatgtcaactcgggaagttgttcaagaaaagatattttgttatttagatgtaacttggaacatatttc
tagtgttcaagtcagatgtatgtatgcctagAACAGGCAATAAAAATTACTTAGCTGGTAAAACAGCCACATTATT
CAAATATAGTTTAGTTATATTATGGATTAATGTATTTTGTGGACAGACTTTAGAAGTTAATTGCTATTAATTACA
TTTTTCTTTGGGACGGTATTGTCTTTGGTGAGAAAGGATCTTGTAACACCTAAATCAAGACTGTCAAACATG
GCATATGCAAGTTTACCAGTCAAACAAAATACTCACTTAAGATCTGTGTATTTTGTTTATTTGAATTACCTCAA
TAAAACAAATTTAGCATGTTACACAAAGGTGGGGGAAACTGTCTAATATATCTGAGATCTGTTGGAGCTGGGGT
GACCATCCAAGTTAGGCAAGATAGCTAGTACCATGTATGCATTTCTTTACCTTCTTATTGTATACAGTAATCA
CTGATATTATGAGAAAAGAAGCTTTTTAATAATTCAGGAGATATTTTATCGCTAGTATATATTGAGTGCTTATTATG
TGCCTTATATACTTTGGACTCATTAACTCCTCAACACAACAACCTATGTAGTTCATACTAGAATTATTOCCATTTA
AAGATGGGAAAGTGTATTTAGAGAGGCTAAGTGACTTGCCCATGGCCAAAGTATTAGAAGCTGGGATTTGAACACA
GGTAGCCTGATTCCTAAATAAATGACCCTAACATTAAGACATAAACATAGAGGTGTTGTTGCAATGTTAGTC
ATAATACCTAAAATTTGTGAAGTAGTTAAATGTCCAATAGTAGTAAAATGGTTCATTAACCATGGTACACCCATCAA
TATAATGTTATATTGTCAATTTAAAATTTGATTTCCCAAGTTTCGTATCAGGAAAATATAATAAATTTTGA
AAAATGTAAATGGGATATATTGTATTTATAATACAGTAATCACTATGTAACCAACATTTTATTTCCATCA
AAAATTAGTTATAAGAAATGAGAAATCTAAGAAGTTAATAGATATTACCATTGAACACTAGATTGTATTAGTATCT
TTTTATATTTATCTCTCTCATTCTCCTATATTGGCCATGTTTACTTTTAAAATAGTAAAAGTCATAAGCTCTAT
TTTTAAAATAAATGTTAGTTTATAACCCAAGAATAATAGCTAACTATAAATTCATATTTGTAAAAATAA
AAGATGACATTCATCATAAGGGATACATACCTGTGCTAGCATAATGGCATTTTTAAAATCACATGAGTA
AATTTGTAATCATAGAAAATACAAATAAGCAACTGTAATTTGTAATCATCATAAGAAATATTAGAAAATAC
AAATAAGCAAACACATACTGAAAATTTAGTGTCCCAAATCTAAAACAGAGACACTGTTTTTTCTTTGGGAT
TGTATTTTAGATATGTTCTTAAGTTATAATAAAGTAAATACTTAAAAGGCAAATTGATACATTAAGGATTT
CAAAGAGTAAACTTTTGTAAAGCTTTGATGTTCTTTAGAAAGTTAGATTATCCACAAGTCACTGTCTGTT
GAAAGAAAAGTAGTTACAGTGGGGTCTTATGGGATAAGGCATTACCATTGTTCAAGTTGAGAGACAGCTAT
CACTATGTTTAAAGCATTTTCATATATTAGCTCATTAACTCCTCATAGCAACCTTATATGATAGGTACCT
TTATTAGCCCCATTTCTGCTTAGGAAAGCAACAGAAAGAGTATGATTTTGCCTAAGGTGCACAATAAGT
TAAGCTGGGGTCCAATTTCTAGCAAGTTGGTCTAGAGTGTATGTTATAACCATCAACTTATTCAGAAAT
CATTATATGATATATATATCTCAGTTCTCCTAGAGTGTATGTTATAAATCTGATTAACACTCAACTTAT
TCAGAAAGATATCAGGTAAGTGTAGGTAAAGGCTGTTTCTATCAGAAATCATTATATGATATATATATCT
CAGTTCTTATGTTGTTAGTTTCTTAAAATGTCAAAATTTTATAATATATGGAGAAGTATAAATGTAT
TAGAAAGATTGTTGTTATTTGTGTAATTTGTGGCATAAGAAATATTGCCTCAAGATTTGGTGCTGTT
TAGGTAGTGGCATTACTTTTGGAAATGTCAGTAAATTTCTACTGTCTTGGAAATTTTCAATTTTACATTT
TATTAGTAAATGTAATACAGGTTAGTAAATCACTTATTGAACTGTCTCCTTTGAAAGTTTATATTTT
ATTGGAAATAGAAAACCTTAAATTCCTCTCGTTGGGCAGTATGGTGTCAAAGCTTTGGGCTTTGGAGCT
TCGTATATAATCTGGGTTCAAATTATAACTTACTAGTTACTAACTTGGGCAAATTAACCAGTCTTTT
GACTCTCAATTTCTTTGTCTATGAAATGTAATACTTTTAGGATGTTAGGATTAATGAGAATATATT
GGCATACTGTCTGGTACATGATACTTAACAGGTACTAGTTGCTACATCTTCTA
ACTTAGGATGTTAGGATTAATGAGAATATATTGGCATACTGTCTGGTACATGATACTTAACAGGTACTAGTTGCT
TGAAGAAAATGAAACCTTAAAAGATTGAATTCCTGGACTCCATTTAAAGGAGTAAAATAGCTCACGAACAAGACT
TGCTCTGCAAAGTCTCCATGTTGATCCTGGTCTTTGACTCCTTATCTGTCTGATTAATGAAATCGCTGCGT
GTCATCCTTAAAGCTGGACCTTACTTTGTCAAGTCTGCTTCTCCATGTTGCTTTGTGTGTAAGCTTCACTGG
ACTGTTGCTTTTGTGATTTATTTATGATTTCCATATGTCTACTTTAGCCTTTGCTGGAAATGTTCTA
ACTGCTCTGTTCTCTCTGTTTACTGGTTTCTGACTTAACTCTAAGGATTATCTAATATATTACCTACT
GGTGAAGGTTTATCTGTGTCCCCACAGAATTAATCCTCCTCTTAACTCTTAAAGTATCTTATTTT
TATCTAATCGGGTCTTTGGCACAAATATAGGTCTGTGTCTGCTTCCCTAATAGAAATAGGAAAGCT
TGAGGACAGTAGTCTTTGCTTACTTAGCCTTATATTTCTCAGTGTCCCTTGTGCAAACGTTCAAT
ATATGTTTGAATGATTATGTGAATGAGGAGGGGGCCAGCTGAATTTACTTTAATGATTATGTAAC
ACCCATTTATGTATAGTTATAGACTTGTCTGAAATGAGTTAAATCCTTTGCAA

cgtttgctgctatgctttgaaatgtctcttacaaaactcatggtgaaatthaattgccattgtaatggtattaagaga
tggaaaccttaagaggtgattagataatgggatctctatccttatgaaatggattaatgctggttgaaatggtagtgga
tgagttatcttgggagtttggcctcctccgtctcacatgcttcttaccttctgccatgtggttaactcaacacaaag
atccttgccagatgctgatgccatgctcttggacttcccagctccagaaccgtgagccaaatacatcttctgttcat
tctaaactacctggtttgtggtattctagtaaagcaacataaaaatttactaagaaaactggtaccaagagtgtgatt
ggtgccataacaaatacctgaaaatggtcaaatggcttgggttctggctagagaaggatggaagagtgtggatgaac
aggctagaaaaagcctgtattgctgagaaatagagcattaaggacaattctgatgaggattcagaagaagagagctgt
agggaaaatctggaactcttagagagtgtcatcagttggtagaactataagtggtaaaggctcttctgatgat
ctcagaatgaagaacaagatactggacactggagtaaggccatccttgtaaatagttgcaagaacttggcgaa
attatgttcatatcctaagactttatggaatgcagaatthaagagtgtgaactaggatatgctgcagaagaataa
ctcagcagcagagcatttaggttactggatggctacttttaaccacttaactaagctgggggaagggaatgacttg
aagacagaatthataatthaaagagaggcagaatggaaatcttggaaaatthtcagcctggccatagtaagaatg
caaaaggatggttaggagagcaaaccaagggtgtgggtccaggaaccatttgctgaagagattaatctcttagagg
agaccaagggtctattatcaagacagtggaagaaagaccagaggtcttggagatcttggagctgctgcccc
atcacaggccagagctctaggagggcagaatgggttggctcaggtggctctcacaagctgctgccagggtct
acctcagctccccatatttcaaccagtgggccttggctgtcctagggtctggttcagaggggcccagggtgtggctta
ggctactgctgagtaactcaaatggtaaaccttggcagcgtctatatgggtgctaattctgcaggctcacaggatgaa
gagctgtgggagacatggctaccaccaccaggattcaaggtatgagggatagtctgggagagacttggcacagg
cttggagcctctgaagggtggaatgtgggttggagtcactacagagagctccctactagggcattgcataatggagc
catggcagcagggcccaccacaaagcttcagaactgtagagctacaagtatacagtgccagcctgggagaacttcag
gcttgagaccctaacctgtgaaagctgcatgggctaagtacagcaagccatggaggtggggcttcccagggtctat
tgggatgaaacgaatgtattttgtaggtgagaaggacatgagtttgaggcccaggggcagaatgctatggtttggt
tgttctctcaaaactcatggtgaaacttcatgcatggtgcatattatgaggtggaaccttccagaagtggta
cattataagggcttgccttcattaatggattaatgccattatgaggtgtgggttagttatctctggagtttggc
cccccttctctatcatgtgctcatgccctcttggcatgtgatgcctctaccatggtatgatgcatccagaag
actctcaccacatgcagcccccttgatcttagacttctcagcttctagaactgtgagtgaaataaacttcttctt
ataaataccccgtctgtggattgtatagcagcagaaaatagacatcagcctgaagttccccagggctggcattaa
atactaattattaatagtatattatagtgcaaggataaaatcaagtttagccctggttagaatgaccacatttcaag
ggaggggcttgtacttctgtgcatactgtgaaggataaaaaatcttaatactattctcactgaaatthaatggtttag
gttaggtaagggtgttagtgctaataatatttcttthataaaaatattcttagttgcttgttcaaaaaacataga
tgatttgaatttataatttttggccaaaatataatttataattttgagtaggaatccagagatattggtagctataac
cacttgggttccctgccattgcttctgggtgectcatttttctgacgtcttccatttcttcatattgtcttctaa
ggtggagttaagattactcagtttaagattatttctttaggctctgctgtcttctgcttttttttaaaatgaa
tggatataatcccacatacattttgataattgaacaacagctacatttttaagtgaggctacttcttctaatttt
ttaaatttattttctcagtttttaaaaaaatgtcagattggctaaagagttggggcagcttctttagtgagagta
gtagatgacagcaaatattgtgatgttaaaatgataatcctaataagtttctttagaatcttataataaaaacc
ctttagggctgagggtgaattgtatgttccaaagtgacaaaaatggttcttggggcatagtaatttaaatcttag
atgcttttatttagtataatttttggtagaaaatggcattaaaaatgcatacagagcttttctacatacagggc
aagacagcattttgtcatggcaattagtaaatagataattataaaacatctaattttaagcaatttgttacagaac
gatcacaggtacatttggcaaaaatagaagatacaaaaacagcaaatatgagaaaaatatacatgccaccacctat
atatgacttttagtactttataatctttgtctatatatgtctatatggatataatcgtattcttttatccaaatg
gtattacattgtacattctgttttgaacctgcttttttagtcatttacatctacttttccatctcagtaactttt
catcttgtgtaatgcccgatcacattaaaatgtttccaattagctcaaaaatgtcctttatggctgggttggctaa
aacagtatccaggccagcattgcacctatgaaatggctgttaggaatcttgtatctttaaaaatcaagggcagcaa
ccatcctcccgttccccacctcccccaacccccccaccttttttttcttaaagatactggcttgttgaagag
agaatgggtcatgtcctacaaactgtctgaatttgtccagtttgtctgtctcatagtgctatttagcttgtttatcc
tatgtatttctgcaaaataaaatgttatctgaatccttgggtggatttgagttgaagatccttaaccatcatagat
gatgctgtgtcctttatattgcatgtcagaagttacatgatcttacttgattcatgatgaggagatggccactgaa
attggacagtgacagcttttctgccattgttcaattatctgtctctttacattagaaagtattttgggtagta

gtatTTTggtgctgtaagaaagtTcattTTTctcatcaaccactcacctattggTTtaacaccattTgttgatctTg
agtataTcagtaattTcatcagggTTtgcaaaataagaactTtaattTctattgTTttacattattaattgatgTTT
TtgataaggtagaactTgtgaaatgggactattTgtTgtctTtaatacagTctctataggaaagacaaaataat
actTaaatctcactctTtaccattTTTcaaagtgaagaactattccgTtaaccacctcaaaagatgataaataaaaa
gggtatTTTtagTgtTtcaactTTTTTTTTTTTTTtgagatggggTcttactctgTtgccaggctggTgtgTgt
ggTgcaatcatggtacaccgaagcctcagTctccctgggctcagatgattctccacctcagcctgggactaaaggt
gtacaccaccatggccagccaattTTTTTgtatTTTTTgtagagatggggTTTTgccatattgcccagcctagcctc
aaactcctgggctgaaggaatccaccatctcagcctccaaagtGctaggattacagacgtgaccaacaatccg
gcctTaaactTTTTTctTtTgagTgtctTtatagactcaaggactTtattTaaTtTcagggTgtTtagtaccattTtaa
TgtTTctTtgatgctcagattatcacagctagTcattTggacctTtataccacctcctatgTccattTgatatagg
ccattaatctctataagcctcctcctctctTggaatgaaaaggtatcctaggtcaccTgtacctTccctactcc
agacctggcattaaTgtctTTTTccaaggagtTtggtacctTTtagTTtattatgatattagagatgaaaaTctgTgt
TctaggaatgTTtattactgctagagTgatgTgtTctTTtaggccattTcagagaaaagcctagaaaaagattTTT
acaaacatgaattcatactgatTTTTtagTTTTTcatgatTTctTgattTTTacaatattatctgctTTctTaa
TtaaaattatgaacctTaaagTcattagcataaactTctTgctTattTctacaacataaagaaaatagTcctggTgc
ggTggctcacactgtaatcccagcactTTgggagattgaggcaggtggattgctTgagctcaggagTtcaagaccaa
cctgggcaacatgatgaaacctTgtctTtaaaaaattagctgggcatggTggcatgTgctTgtattcccagctac
TcaggaggtgaggtgggagatcacctgagcccaggaggtcaaggctctagTgagccatgatcatgccaccacact
ccagcctgggTgacaaagTgagacctgTtTcagggggaaaaaaagataaaatagTtTgaggaggctggatgtagt
ggctcatgcatgctcctggcactTTgggaggtcaaggTgggaggtggctTgagcccaggagTtTgagaccagcc
TgtgccacatcatgagacctggTctctatTTaaaaaaagaaaatagTtTgaggatatacaataatgata
TtactagaatcagTaaaactacaaaagaagTtTaaagTtTctTcctagTgTTTTTTTgtTctTagaatactTccta
ccaagaagTgcagTaaaagTgcagTgtTcaaatagccctTgtaacaaaacctTtctTctTcctggTgccaattT
gacattTaatcagTTTTgTtTctagcagTgtTcaattTattagattataagTctTTTTTctTtataattTctaa
gatcaaaaatataaaagatatacacaggagTcctgctgctacctgTtctTgctatgctTTTTccctTTTTctcct
TctctgTgaagcagccattTTtattagTtctTgtTtatcactcatgcatgcatatgTtattTgaggatgtTgaca
TtcaagcaaatatagggTtaacattctTTTTTgtcatccctatacgaagatataccagTatactctatTgggtg
gTTTTTctTaaaatattcagtagatctctccagTtagcacatagTtatctTatagatagaacatacatataaa
cctTTTTctTaaactatgctattaaaataatagctTtccagTaaactTgataattTTTTTggattgaaaaactactga
aatcaactcaatcatgTgaaagctgcagaaaagaaaagacctagaaaaagggcattTggattaggtcaactTtgaatt
TtattTggaagataaatgagTccagaagTgagTgggagagattattTggagTtggTctTgaaatgagggcTtaggca
gattgactgggctggTgtgaaaggtctgtcagaaaatcatgagattagattgaggtacctcaaaaaatgagagctgg
tatgatgagTgggTaaagatcataaaagcTtagagTgtTgatgattTTTatagTtataaatggTtctTgtgTgtag
agTTTTgTTTTatgctagctatagTctgTaaacataattcactataatgggcatgctaaatccatgacagTgac
cctTgaacaacacagaggttaggggcccctaccctgTgcagTtGaaaattcacatgTaaactTTTgactccccaaaa
ctTaatattTtagcctatactTgactagaagTctTactgatgacataatgTtTcgTtaatacatattTTtataatgTgt
cagatagcatattTgtataataaagTaaagTgcaggaaaaatataaaatcataaagaagagaaaaataactTacta
TtcattaaagTggaagTggatcctcataaagTctTcatcctcactgcctTcactTtTgagTaggccgaggagTaggag
agagaggaaaggtcagactTgctgtctcatgggTggcagagTtagaagaagTccacatacaagTggTccgacacag
ctcaaacggTTTTgTcattggccaactgtagTtTgattgaaagTaaataaaatgaagTtTctgctcagTtCag
TattatcaagTcatagatagcaagggtggaagaaaccttagtagTaatctctTtTgagTctaattatcatgtagaat
aggaaattTcggtctagaaggTtaagTgactTgtccaaattacacaactagTtagagacatagccagctctTaaat
ctgactTccagattTtTcactgTgtctTctTTTTctgTaaactgTtgcctTTTTtagccatgaaaaatTagaagTg
aactctTgtctTtTcaggcaggtgtcaattTtgggTTTTgTTTTgattTTTTgTTTTgacataaagTactTtagT
TctgTgatgataaacogTgagTtTctgTTTTctcatatacctgaatactgtccatgtggaagTtacctTTTTatct
TtaccagTattaacacataaaatggTtatacataaatacattgaccacctTTTTtactccagctatagTgggaaaa
ctTctTTTTcataactagctaatgTTTTaaaaagTattctTTTTtagTtTgattgctgcatattTcagatattTctTt
ctTaaactaaagTactcagATATTTATCCAAACATTATTGCTATGGGATTTCTGCAGAAAGACTTGAAGGCGTATAC
AGGAACAATATTGATGATGTAGTAAGGtaagaatgctTTTgatTTTctatTTTcaaatattgatgTtTatattcatgTt

gtgttttcatttagaaaagatttctaagccacagaaaaagatactttgtgatgtaaactattattgtagtgctctat
aatcattttttggcctaccgtacctaatggacttcagggggatacagttcatttgataagaactgacctatacatt
acataatcaggtaacttatgtgatatcatttcctggactccataaaatgctggtcaccagggttaatacctggattcc
attacagtgatgtttttgtcttatttcatagttggggattaggcttaaaatcctagagtggtttattcagttaaat
ttattcacactaagatgtagatgactaatactgtatatttttatgtagaccaaatttaaggtagcactgtgcata
gtataccaactacctgaagaagtatttgggtgggtacaagagatatagaaaggaatcgctgggtgtaccaaggctaat
cagttttataaattttgcataattttotaactgogattatcatttagtttagaacaatttatttctcaaggcccattgt
aaatattatttttaaaatatacagtccttaagaattcatggcatattttatgaaaggagggaattcatgtctgatgtgc
aaatagtccttaacatattttctaatttcagagcaaaaatataatgtagaataaaatcactgtaaatgtcagtag
gaaccttaagaattcgtggcgtattttatgaaaggaattcatgtctgatgtgcaaatagtccttaacatatttgctaa
tttcagagcaaaaatataatgtagtaataaaatcaactgtaaatgtcagtaagaaccttaattggctttaaaggtta
aaatttcagggtcaagcattgtgggtgtgctcctgtagtccagctacttgggaggctgagggtgggaggatcacttggc
ttgaacccccaggtagagggtagaggccagctctgggtaacacagcgagaacctctcttaaaaaaaaaagtttaagt
tgtggattatttccctttacactctttcattagatctttcctggagactttcaatttaataacttgggtcttatgac
aattagatgtttaaattggatgggaaagtactttgtaacttataaaagcattatgcagatgtagactccttttataata
gttgtgtaagtataaagacaacctacattctcatgagctagccataagtttttagcaacttgctttgaaccacggg
agatttacaattttctgtagtattgagttgtgtcattttagaattttgtaaatattatattgaaaatcaaatttttg
tacctacaaaaactacaaaaatccccctagttttatagtttctattaaaattatagctggtagacatagggatgcca
gaaggactgtttaaagaagctgaaaatagagaaatgaatttatctctcatagtttaggcaggggcacagtagaaggatg
cttaacattgcaagctgatgggaacagcaggtgatatagcttgtgataacacttctaaagaaaaagcaatgagcca
tagaaaaaagaaaaagatacatttgaattaaaggaagatgggtaactcgggaagtgagcagtagcaccagacgt
gtatcctctcctatggtacagaagtgtttattgggtctctttatggcctgcatgatatacccaagatgacctac
ttcacattattttaattctgtatccaactaagcactaattcaaccagccagattagtagctacacaaaaaagagt
gaatactctgaatagagggcaggttttctgattatgggtgagaatactttgtggtaaattaactctgggtgtgctagt
tttacgttggctctctcagtgctggttagtcaactgaggctgattgatcatcttttaggttactgataaagttcctg
tacagctgattttcagaccttagattgcaataacttccaagaaaaacttcaattgggaagcattttggctctcc
atgtgattcataactcttacctttatgcctctgaaggaaaagatttatacattcagcttgtaattagtaataagac
tgaggtttagtctatctagcttcacaatctatctagtttggttttgtctagccatgatattcttcaaatatgccatt
tcttaaaaaaaatgttttatgtatcccgattaatatttagccagtggttcttttagccgatggatcttgtcacctc
ttatgatactattaatagcatgtcaacatgaagaattatctgtgtaataatagctatgctgtccttgtttccttt
tgtctcattcttttttgattgggggataaattggccaataaagctttgatagcctctattgcccaggccccctcctct
cttttatgagagaaaggatgaacagtgaccagaaataaaggatattgtttttctatcaactaaaatggaaataaat
aattcctaagtaatttgctgttaggaattaaagctctccaagagaatggctgtgcttagtacctaagtgatatttct
cttgattgggtcacattatattgaggatattagtaatcagtagtgattcctttttgggtcaagatgatagtgtea
cagtgaaaaatgtttttaaaattttgtatacttaattttctgttaacgaaagtatttccagttggattttgttt
gccctctctattagaatgcccaagaatatttaaaattttcctttctcttataactgcatattttcctgtgatttt
tccccaaacggaaaaactctgocagagattagactttgttattgttgtagtactacatcattgctttgactaaaataaac
tcagattgcaaataccttcaagcttacattgctcagtagtttttttttttttttttttttttttttttttttttttt
tgtgcccaggtggagtgcagtggtgcatctcagctcactgcaacctctgctcctgggttcaagcattctcct
gcctcagcctgaggagcagctgggattatagatgcccgcocccacgcccagctgatttttgtattgtagtagagat
ggggttttaccttgttggccagctctggtctcaaacctctgacctgggtgatccatctgtctcgccctctggaatta
caggtgtgagccgccacgcctggctaaattgatcagttatttttaactttgagggatatgatttgttatggaatgog
aagttttatacttgaggtagcagagctctttgagacaaatatttaacttctccttttggaggtaccgcctacgat
tgggaattaatgtaaaaaataagccaaaagaaagtgagggaaaagtgaaccaagctgtaattttttactctttttt
attgttgttatttattgttctgttttttactatcttgattgcaacagtttggcttatatatatagcatttggaaattg
acagtaagaaagccacatctcatagaagctaactattcccaaatgtttttttctcttttctcttactactgctg
tttctcctcttcttctgtgctaaagctcttctcctgacatgctggtaatatgaaacagtggttttatcagataattga
ttattctgtaatatgtagttaaattttttattacactttaagtaaatagggtacatatgcacaacttacagattcog
ttacatatgtatacatgtgcccgttgggttggctgcaccattaaactcgtcatttacattaggtatttctcctaag

ttatccctctcccaacccccaccccaggacagggccccgggtgtgtgatgttccccgccctgtgtccaagtgttctcg
ttgttcagttgccacctgtgagtgagaacatgcggtgtttgggtttctgtccttgcgatagtttgctcagaatgatg
gtttccagcttcatctatgtccctacaaggacgtgaagctcatcctttttatggctgcatactactccgtgggtg
atatgtgccacatcttctaatccagtcagtcattgatggacatctgggttgggttctaattctttgctatgtgaa
agtgtgcagtaaacatacgtatgcatgtgtctttatagtagcatgattataatcctttggatataaccagtaa
tggaaatgctgggtcaaatggtatcttagttctagatccctgaggaattgccacactgtctccacaatgggtgaa
ctagtttacagtcaccaccaacagtgtaaaaatgttccctgttccctccacatcctctccagcacctgttgttccctgac
ttttaatgatcgccatctcaactgggtgtgagatggatctcattgtgggttttgatttgcatttctctgatggccag
tgatgatgagcatttttcoatgtgtctgttggctgcataaatgtctataaatgtctcttttggaaagtgtctgttc
atatcctttgccactttttgatgggtgtgtttgatTTTTTtccctgtaaatttgtttaagttctttgtagattctgg
atattagccatttgtcagatgggtagattgcagaaatttcttccattctataggttgcctgtccactctgatggta
gttcttttgcctgtgcagaagctctttagtttaattagatcccatttgactattttggcttttgttgccattgcttt
tgggttttagtcatgaagtccttgcctatgcctatgtcctgaatgggtattgcctagggtttgcttctagggttttta
tggtttttaggtctacatttaagtctttaacatttaagtctttaatccatcttgaattaattttgtataaggtgtaa
ggaaatgatccaatttcagcttctacatatagactagccagtttcccagcaccatttattaactagggaaaccttt
ccccatttccctgtttttgtcaggtttgtcaaagatcagatgggtttagatgtgtcatgttatttctgagggctctgt
tctgttccattggctctatctctgttttggtagcagtagcctgttttgggttactgtagcctttagatagtt
tgaagtcaggtagtgatgcctccagctttttcttctgcttaggattgtcttggcagtgccggctcttttttgg
ctccatatagaactttaagtagtttttccaattctgtgaagaaatttattggtagcttgatggggatggcattgtt
tctataaattaccttgggcagtggtgcccatttccagatattgatcttccctaccatgagcatggaaatgttcttcc
atgtgttgtgtcatctttatcttctgtgagcagtggtttagatcttgaacaggctctccatcccttgaagt
tggattccttaggtatttatctctttagtagcagttgtgagtgaggagtccactcatgatttggctctctgtctgtct
gttattgggtgataagaatgcttgtgattttgtcacattgattttgtatcctgagacttgcctgaagttgcttatca
gctgaaggagattttggctgagacagtggggttctcaaatatacaatcatgtcatctgcaaacagggacaattg
acttccctcttttccctaatgaataccctttatttcttctcttgcctgattgccctggccagaacttccaacactgt
gttgaataggagtggtgagagagggcgctccctgtcttgtgccagtttcaaagggaatgcttccagtttttggccat
tcagatgatactggctgtgggtttgtcataaatagctcttattttttagatacgttccatcaatacctaattta
ttgagagtttttagcatgaagggtgttgaattttgtcaaaggccttttctgcatctattgagataatcatgtggtt
tttgtctttgggtctctttatgtgatggattatgtttattgatttgcgatgttgaaccagccttgcatacaggg
atgaagccaacttgatctgggtggataagctttttgatgtgctgctggattcgggttggcaataattttattgaggat
tttgcattgatgttcatcaggggtgttggctaaaattctcttttttgggtgtctctgcccaggtttgggtatcg
ggatgggtgctggcctcctaaaatgagttagggaggatccctcttttctatgaattggaatagtttcagaaggaat
ggtaccagctcgtcttttaccctctggtagaattcggctgtgaatctgtctggtcctggactttttcgggttggtag
gctattaattattgcctcaatttcagagcctgttactgtctatccagggatccaacttctcctgggttagcttg
ggaggtgtatatagtccaggaatttatccatttcttctagatttcttagtttatttgcatagaggtgttatagtat
tctctgatggtagtttgtatctctgtgggatcagtggtgatccccctttatcattttttattgcatctatttgatt
cttctctcttttcttcttatttagtcttgcctagcagctcatcaattttgttttttaaaaaaccagctcctggattc
attgatTTTTTTTTgaagggTTTTTgtgtcctatctccttcaattctgctctgatcttagttatttcttgccttc
tgctagcttttgaatttggtttgccttgcatactctagttgttttaattgtgatattaggggttggattttagatctt
tccctgttttctcttgggcattttagtctataaatttccctgtatacactgctttaaatgtgtcccagagattctg
gtacgttgtgtctttgttctcatttggtttcaaagaacatctttatttctgccttcaatttggttatttaccagtagt
cattcaggagcaggttgatcagtttccatgtagttgtgcagttttgagtgagtttcttaatcctgagttctaatttg
attttactgtggtctgagagacagtttgttgtgatttttattcttttaccatttgcctgaggagtgagtgctttacttc
caactatgtgggtcaattttggaataagtggtgatgtgggtgctgataagaatgtatattctgttgatttgggatggaga
gttctgtagatgtctattaggtctgcttgggtgcagagctgagttcaaactcctggatataccttgttaaccttctgtct
cgttgatctgtctcatattgacagtggggtgttaaaatctcccgatattaactgtgtgggagcttaagctctcttgg
aggtcactcaggacttgccttatgaatctaggtgctcctgtattgggtgtatataatattaggtatagttagctcttc
ttgttgaattgatccctttaccattatgtaatgccttctttgtctcttttgatcttggttgggtttacagtttggttt
tattagagactaggattgcaaccctgctttttcttgccttccatttgccttggtagatcttccctccatccctttatt

ttgagcctgtgtgtgtgtctgcatgtgagatacatotcctgaatacagcacactgatgggtcttgactctttatcca
at ttgccagctctttgtcttttaattggggcatttaocccatttacatttaaggtaaatattgttatgtgtgaatttg
atcctgtcattgtgatgttagctgggtat ttttgccattagttgatgtagttcttctcctagcatcaatggctttac
aat ttggcatgtttttgcagtggtgat accagttgttcccttccatgttttagtgcttccctcaggagctcttgtaa
ggcaggcctggtagtgacaaaatctctcagcatttgcttgtctgttaaagggtttttat tctccttcccttatgaagc
ttagtttgctggat atgaaattctgggtgaaaattcttttcttaagaatgtagactat tggccccactctctt
ctggctgttagagtttcagcggagagatctgctgttagtctgatgggttccctttgtgggtaaccggaccttctc
tctggctgccctttacatttttctcgtcatttccaccttgggtgaatctaacaattatgtgtcttgggggtgctcttc
tctaggagtatctttgtgggtggtctctgtattccctgaatttgaatgttggcgtgacctgctatgttggggaagtct
tccctggataaatcctgaagagtggtttccagcttgggtccactctccccgctcactgtcaagtaaccaatcaaagc
tagatttgggtcttttccatagtcacatatttcttggaggcttggttcatttcttttactgtttttctctaaact
tctcttctgtctcatttccattcatttgatctgcaattactgataccttcttccacttgatcgaatcggctgctg
aagcttgtgcatgcgtcatgtagttctcagccatgatttccagctccatcaggtcatttatgggtctctgtacact
gtttatctagttagccatttgtctaatctttttcaagatttttagcttcccttgcgatgggtttgaaatcctcct
ttagctcggagaagtttgttactactgacctctgaagcctactctgtcaactcgtcaaagtcatttctcattccag
ctttgttccattgctggtgaggagctgtgatcctttggaggagaagaggcactctgggttttagaatttccagcttt
tctgctctgttttctcccatctttgtgggtttatctaccttgggtctttgattatgggtgacctacagatgggggtt
tgggtgtggatgtcctttttgttaatgttgatgctattcctttctgtttgttagtttcccttctaacagtcaggctcc
tcagctgtaggctctgttggagtttgcctggaggtccactccagacactgtctggatataccagtggaagctgcagaa
cagcaaatattgcagaacagcaaatattgctgcccggagccttccctctggaagcttcgtcttgggggacccggctgt
atgaggtgtcagtcggccctactgggaggtgtctccagttaggctacaagggggtcagggaccacttgaggagg
cagctgtccgttctcagagctcaaacactgtgctggtagaactactgctctctcagagctgtcagagagggatgt
ttaagctcagaggaagttctgctgccttttgttcagctatgccctgcctccagaggtggagctacagaggcaggca
ggcctccttgagctgtggtgggctccaccagttggagcttcccaaccactttacctactcaagctcagcaatgat
ggagcctcctccccagccaggtgctgccttgaagttcaatttggaaactgctacgctagcagtgagcaaggctctg
tggcgtaggacctgctgagccaggcacgggatataatctcctgttgtgccatttgcataagaccgttggaaaagcgc
agtatttgggtggcagtgctcccaatttcccggtatagtggtgcacagcttcccttggcttggaaaaggacatcccc
cgacccttgtgcttccctgggtgaggcaatgcccgcctgcttcagctcaccctccgtgggctgcaccccactttcc
aaccagctcccagtgagaagaaccaggtacctcagttggaaatgcagaaatccctgtcttccgctggatcatgctg
ggagctgcagacaggagctgttccctatttgaccatcttggaaatgocaccttttttttttttttttttttaaggc
agttcttctgctctgtcaccaggtgggggtgcagaggcatgatcacggctcactgcaacctctgccttctgggctca
agtgatcctcccacctcagcctcccaagttgctgggaccacagccacgcacaccaggcctggctaat ttttgtgtt
ttttgtagagatagggtttcgctgtgttccaggtgggtctcaactcctgcgctcaagcgcacccgctgcctcag
cctcccaagtgctgggattacaggcatgagccactgcaccggcccaat atgtatgttaatctcatcctcaagctg
atactgaagttttcaat ttagtttatttgggtgaaatctaggcagctcttaacaaaattgggtgctcagtggttta
agaggcataacttaagaattgtttgtttcttataaaatcaggagaatggaggttaatagagggtgaactgtctttctc
actgcagaaccttaaatatgcactatgcattgttaaatctcccaagagtgagattctagtagatgcttttctttct
ctttctgttcttcccttccctctacctcctttttcttttctttgttgggtggcatgagtcctataattataaggaa
atgcttttagagtacagctcttctgatataatgtgatttttgaaaaagattttatttattgtcttgtcactgtgagct
ttttccccatgtataagcagctgtgtaatagattcaagagcaccocctcgcocctttttttttgagacagagctc
gctcggctcactcaggtggagtagcgtgtgtgctgtgatcaggttccactcagcttctgggctccagcgatcctccc
acctcactcctcaagtagctgggaccacaggcgtgtgtcaccgtacatggctaat ttttctatttttagtagaggc
agagtttgcctatgttttccaggtggtctcgaactcctgaactcaagcagtcacacctgtctcagcctcccaagtg
ctgggattacaggcgtgagcctccactccagctctcaaatattcttttgaatat tttgaaat atgttgatctctcag
tctttcaaccttagttgtatgtttgattttcaataaaaaggagattttgttgcctaacatcagtat tggctat tca
gtttaaaaaaggagttaaagagatgttat ttaggcaggcttcaaaagaggaaagaatgatcagtttctattctctg
ttctagcatattctgactccttctctcatattacctgcttttccacatttttcttttaataaagtgaaattcac
ataacagctaaccattttaaccagggaaagtgacattccgtggcattttatccttccacagtgtaacctctacctt
tatcaagtttcaaacattttatcaccoccaaagaaagcctgttctttat tgggtgcctcttgcctttttttttttt

tttttttttaaatcttgagacggggtcttgggttggtttcccaggttgtagtgcaatggggcgatctcatctcattgc
aacctctgcctcccaggttcaagcaattctcctgcctcagcctcccgtagctgggactacaggcagcgccacatgc
ctggctaattttttagtatttttagtagaaaactgggttccaccatggtggccaggctagccttgaactcctgaccttag
gtaatctgcctgccttggcctcccaaagtgtgggattataggcgtgagccaccgttctggccacctcctactctt
tcattagctcttaattccttagtggatttgacagtggttatattatctacaccaatgcatTTTTTgtatgtaataa
taggagatatttattgggcatttatttacatacttatttgcatgtgtaactggttgtatagccagtttatgtatataa
tcttactaaatctctacagtaaatctatccccattcoatagatgggtttaaagaagttaacttccccagcattact
tttagtaagtagtgagactgaaggttgaggtctctggctctgacagattccgaagttggttcccttaggaaccatattac
ttgtgtacaactcttgggctaactctgttaataattcttatttgacctcacactggttattcattaccatggttaaaa
ttgaaatacatctacctatattttaaataatggagacctacataaaaagctatatttctagctgcttttgaaatttoga
aggatcttccaacacttggctgacattcctgctgacaaaaatcagctggagctgtgtaattgtccgacctgtctctg
tcaatgaacagattatcattgtcatttctcatctgttttgagattgtaactttgattctgtataactcatagaat
tagtagttagacctatataatgtagttattacattttgtatattgtacagactgcttttagacaatattgtagtggt
atatgttaattttatcaattaaaatgtgctataggatcattgttagagatcttgtctctaattaacaggattcataaa
gagaaaaaaaaggagagaaaacatccagattgaaaagacctacatagtgccaagcacaataaaagaaaacctatacta
ggcaattattatgaaatttggtttaggacaccagaataaagataatctaaaaactttttagaatcgcttagga
gggattaggaatagaatagcatctaacttgttggcagtagaattgaaggtagaaggtggtaaaacatcaccttgaa
agttctgcattcagcctagaattctgtatccagttaaaccatcaatcaagtgtgaaagtgggggaaaaactcaagg
actaaaaaatgtgctcatgagaacatTTTTTggacattaccagaagatgtggttcaaaaaaacagggaata
aaccaagaaaggaaataaaaagagcttcagtaaacagagaatcccactcagaagcaacaaagaagaaagtcccaggat
gacagctgtgacacaagctgaaaagtaccagtttggctggagcaggagattagaactccgggaaaaataatcaaa
ttgatagatggatgttgaatatttggagaaaaatgtaatggattcttgcaaaactgagcaaattagaaaaaggaaa
caattattagcattggtgggtttagttaaaccctaaatgtgatgttctattttaggggaaataagataagtgaac
acgtatggaataactgctagttttagtaagtctcctttaccatggcaggacatctgtagttataaatctgtaagaagc
agtattaagaataatattttaaatacctaattaaataggaggaaaagaatccgagtagttgaggggtgattgcatc
tggggagaagcaggaaataaaggttgaagataaaataggggccagagatgagtaatttgttactgtgataatattt
tatatatatgtgatgtgtgtgctgtgtatataatataatagatataatctcatatataatgagatataatgatat
atataatgataatataatataatataaaaacatacagttcagtagcattaacatctagcattcagtagcatttaca
ttgttgtgcaattgtcaccactgtccatctctagaacttttccatctatcccacactgacataccacaccttaaat
aataactcctcattgtcctcctctgttagtaccacacctgttctactttcattctctatgtatttgactattctaggt
acctcgtataagcgggaatcacgtgatattcttttgaactggcttattcactaactatcttccagggttcatccatg
ttgtagcagttgttagcattccttctctttttaaaggccgaataatattccattggtatgtatataaccatatttgt
ttaccatttattcattcaatagacacttttggctgttgtgaaataatgctgctatgaatagggtatgtaabacctgt
ttgagtatctgctttcatttcttttggatagtacccaaaagtgagattgctggattgaaaggtaattctatattta
aatTTTTgagaaaccaccatactgtttgataactggctgccaatTTTtacattaccaccagcaatacactagggtt
cogaatttgcacatcctcaccatcgtggttggtttggttatggtttttttaaataatagccatcctaagggtgga
agtctcattgtggttttaattgcattttcctaagatcagcgatattgaacatttgcacatgcttatttgggtcatt
tgtatatacagcttggagcaatgatgtctcttgaagccttttgccatttatgaattgagtagtttgggatttttaa
attgtgttttagaagttctttgtatactctggctgggcacgggtggctcgtgcctttgggaggccgaggcagggtgat
cacgaggttaggagttcaagaccagactggctggatagtgaaacccatctctactaaaaatacaaaaattagctg
gtgtggtcggcggtgatggtgcacacctgttagtcccagctgttggggaggctgaggcaggagacttgcctgaacccg
gaaggtgggggggttgcagtgagctgagattgtgccactgcactcagcctgggtgacagagcgagactctgtctcaa
aaaaaaagaaaagaagttctttgtattctctgaatataatcccttatgggatatttatttgcataattttctc
ccataaagaatgggttacttttccactctgttattgtttcctttgctgtgcaggagctatttagcttgaaaaatc
caacttgtctgttttcttttgttgcctgtacctttgggtgcacattcaagaaataattgccaaattcataccatgaa
actttccccatgttttctcctgaaggtttttatagtttttagctctcacatttaggtgttggatccattttgagtta
aatTTTgtatataatggttatgtaagagtcacagcttccacttttggatgtgaaatctagttttccagcattattt
ggtgaaaagagtgctttttccccattgaaatagcttggcactctgttgaataattttgacaatagatgcaaggg
tttatttttgggctctctcagactattctgttagactatattgttttggttttttttagtcaggaccacctaatTTTtagt

actgtagctttatagtaaaatgtgaaaccaggaagtatatgtcttgtgtatatttacttatttttgaatagca
tctggctctgttcccaggctggagtgcagtgccacaatcttagctcactgcaacctccacatctgaggttcaagca
atcctcccacctcagcctcctgagtagctgggattgtagacacataccaccatgctcagctagtttttgtatctt
gtagagacagggtttggccatattgcccagggtgggtctcgaactcctgagcccaagcagctctgccctcctcagtgct
ccaaagtgttgcgattacaggtatgagccaccgtgcatggcccaacttcttataatccaagatggtttggccctt
cagggccctttgtgagtttaggatggatttttttttaacttttaagtttaggggtgcatgtgcaggtttattaca
taggtaaatttgtgtcaaggtgttctgttgtatagatttttcatcaccagggtattaagcctagtaccattagtt
atcttctcagctcgcctcctcccactggatttttttttttatttctaccagaaacattgttgggattttggtag
ggattgtatagctctgtagattgcattgaatagtactgacatcttaacaatattaagctcttaagccatgaacacc
agatgtcttccattttattacgtattctttctttctttcagcaatgttttgaattttcagtgtaacagttttt
acctccttgggttaagtttaattcctaagtttttattcattctgatgatcttataaactgttttcttaatttccctt
cctaattgttcatcttagggtatagaacacacactgattcttcgcacattaatttgtgcccctgcttcttcgctggg
tttgtttattcttttttgtgttgaatccttgagggtttctgcataaagattatcatctgcaaatgagataa
tttacttgttcccttccaatttgagatgatttttattcattttcttaatgctctcctacattcaatactatggt
gaatggaagtgggtgaaagcaggcatcctgtcttgttctgacctataggaaaagctttcaattctttgccattgac
tatcatgttagctatgggatttttttttccccccagatagagctcogctgtgctgccaggctggagtgcagtggt
gcatctcgggtcactgcacctcctcctcccggcagggtcaagtgattctcctgcttcagcctcccagtagctgg
gattacaggtgtccaccactatgcccagctaatcttctgtatttttagtagaaacatggtttccaccatgttggccaag
ctggctcgaactcttggcctcaagtgattcaccctgcctcggcctcccatagtgctgggattatagttagccaccat
gcctggcactgtgggatttttatatatggcctcattatgttgtggtaatttctttttattcttagtttattgagt
gtttttatcataaaatcttgttgaatttttcaaataatttttctgtgctagttgagatgaccatgtgattgtttt
cttcttctatataacatgatataatgtttttcatatattgagccatttttgcaccccaggaataaattttacttggg
cttctgtatataatccatttaataagctgtggaattcagtttgttgggtctctgtgttgggactttatatacaatgttcc
taagggtactggctctatagttttcttttgtagtttctttgactttgctatcagggcaatgctggcctcattgaatg
tgttaggaagtgttccctcatccatttttggcaaaacttgggaaaaaacgatgttctttaaagtttgatagaatt
cacagataaaaaaatcacatctagggcttttgtctggaatttttttattgttattatgattcagcttctgttactag
ttataggtctattcagattttcttttgtgtgtgattcagttatagttacattttgtaactctcgttatttctcca
tttaactatataattatctaatttgttggcatacaatgttccatagttactgtcttctcttttttttaaactctgtgca
gttgataactaatgtccctacttttatttccagattttagtaatttgaatcttcttatacttaatacaggtaaagctgg
gtcaattgttaaaattttttcaaagaaccagtttttgggttccattgatttttctctgttatttttctattttata
tctctctaagctttgttatttccctcactcctgctagctttgggtttattagtttgttcttttctagttccttaag
atttgaagtggattatgatttgagatcgttttcaattaaatgtgtacaactacaatttccctcttaggactgct
tttgcctctctgtaatttttggcatgttgtgttttttggtttaattttcttaagtattttctaaagtcccttgt
gatttctctgctttaaaccgtgtatttttaatttccacagttgggtgaattttctacttttcttccagttattgat
tttattgattttcagtgccatcctgttgtgtagaagatactttatttgggtccctgtttttttttaaacagagt
gttgcctctgcacccaggctggagtgcagtggtgcatcttggctcactgcaacatccacctcctgggttcgagcaa
ttctcctggctcagcctccccagtaggattacagggcaatgccaccatgccagctaatttttgtatttttta
gtagagacagggtttgcctatgttggccaggatgatctcgaactcctgacttcaagtgatccaccgcttggcctc
ccgaagtgttaggattataggcgttagccacctgtctggccagatcctctattttcttgcctataattctgactgg
gtgttttgtccattatgagagtagggtatcgaagtgtccagctgttatttcagaactgtctgtttacctcaatt
ctgtcaattttttgcttcatataattgggtgggtctcttattaggcatgtaaattttttgattattatattcttctg
ctatattgacacttattgatgtgtaatatctttttgtctcaacctgtttttgatttagtttgtctaatattaatgt
agctacctgcactctcatttgggttattacttgtatagaatgtctttttacatcccttatttgtgtcttggatctga
aatgagctctctgttagacagcatatacaatctctgttagattgtgtttttcttatacattctgtcaaacctctgcctt
ttgattgaagagttttatcatttacaattaaagtaattattgataaggatttaactgctgccattttgtgtttatt
ttctatagccttacagcttttttgcctcatttccctgcttactggcacttgtgtttagttgataattttgtgggtg
aagtgttttaatttcttgttatttcttttggttatattctgctattttctgtgtgtgtgtgtgtgtgtgggttccat
tgggggtcacatttaagccctaaagttataacactgcaatttcaatttataccaatttactttcaatagcatacaa
aaattcagctcataagattcagctcctgctccctccagttattgatgtcataaaattacattttttagtattgtgt

gtctaaaagcgtgactaataattgttttttaatgcagtagtgtcttaatttgggaaacaaaagtggagtgtga
aaccaatgttacaataatgctagctttggtaattgctcatgtatttatcatttctcagatctttatttcttaataca
gcttcaagttactgtctagctctcttttatttcagcctgaaagactcacttcagcgtttcttgcaggacaggtctgg
tgataatgaactctctcagattttgtaaatctggaaatgtcttaatgtcttcatttttaaggacatttttgcaggat
atagatattctcagttgacaggtatttgtgtttatttgtttgtttcctttcaggattttaaataatcatcccactgc
cttctgtccttcaagagttctgatgagaaatctgctgatattgaggatccctttgtatgttacaagttgctctctc
attccatgttcaggattctctttttcatagtttgattataatctatctcagtttttctacttggatctctgagtt
tttctacttggagtttaattgagcttcttgaatatttatattcatgtctcatcaaatttgggaagtttttgattaat
atttcttcacataatcttttttggcccttttctctctttttattctgggattccagagtggtgatgtgttggcca
cttgatgatgggtgttccacaggtgtcttaggctctgtcttcaattttcttcagtttttttttctgttctcaga
cacgtggatatttcagctgttctgccttccaagttactgattctctgcctgcccaaattggcctttgaaatctctc
tagtaaatttttatttcagttttgtacttttcagctccagcatttttttttgatttttttatgttttctctttat
tgatatttcaattttgtttttgacattatccatattcttcttagcttttttgagcaccttcaaacatttgttttaa
agtctatgtctagtaagtgtctgccatctgatcttctcagggcacagtttctgttaatttattttttccttttggcc
tatacttaatgttttggcttgggtagtttttttttgggatgctttgtgatttttgttgttggtaaaaaactgg
aatttgaatcttaagagtggttaactttggaaattagattttctcttttctctaagatgtgctattttgttgggt
tttttatttgtttagagttattctatgctgggtgtaatttaagatcttctcggcctgtgttttccctgggcatg
tgtagtgacttctaaattgccctatgtatgcagttcttttgcagtagtatcctccttaaatgtttggctcctaaaa
ggcaaaaataaataaataaataaataaataaataaataaataaataaataaataaataaataaataaataaataaata
aatccctggagcaattttttcagccaatggcagttaaataatgatagctctgcctctgtgtcacattttgatcagaag
cagcaattagcaatcagaacacagattcctgatatttggagggcaaggtctttgttgccaaccttgactcttcaaaa
ctgtgtgcaggggtctctgggaacatgtgcatggttgcctgctttgagagtggtgtatgggtagccgcgacggcaca
aagagctgaaattgactcaaaactaactgatttaccattcaagtctttccttagaaactgaaaacctgaatagactcc
agagttccagaatcacagattctgcttacagctgctctaggtggggagatgggttctctggtacttctgattctgceat
ctttctttgactaatttttttttttgttctttgagatggagttctactctgttgcccgccaggtggagtacagta
gcatgacctcggtctactgcaacctctgectcccgggttcaggcaattctcctgectcagcttcccagtagctgga
attacaggctgcaaccaccatgectggctaattttttgtattttttagtagagacagggtttccaccatgttggccagg
ctagctctgcaactcctgacctcaggtgatcaaccgectcagcctcccaaagtgttaggatcacaggtgtgagccac
tgcaccacagctcttagacaaaatttttattccaaactttttttattttatcatttgaaaggtatagtttatttatt
tgtcaaaaataaattttaaactgattcttgaagcttatttagatctgtttcataggaactgtgaagaaagtaagaa
tttaaaaaatgaagacagattttctcaccctgcttatgggtgcttctctgtgctagccttttgcaagtgctgggaagt
gtaacctgcagggagcatcagggctttgggectgcatggtctgagtgctgccctgtgagttcagaaggcgcagcaa
cctgtataacctgaaagccatctctgctggggcaggtacctagtgctcccacctacctgggtcgtagtcaggccctgg
gcaagcctgctatgcttttcttccctaatacctcaggggtgggatagagagcacagtggeectcccaggaggtaga
agctgctccagactaacaatcagagctgccagttcttaatccccaaagaccgacagacttcaaaaagacataccgagg
ctctgtgctgctcagtgccccactactacactccttaagtagccccacattcttgtgcttgtttctttttctgctct
ctttccttggccaggttaagaggtctgcccataagggatattttgcagcatgtgaagctttttaaagttaggctta
ttgaagtataatttacacacaaaagtacaaaaaaagactgtgttctcaaatctgtgagtcattaatgggttag
atgtttatataattgaaattattggaagtaaggtatgtttatattagaagattttagtctagattatccaagttt
gggagtattacctctctgcttttgtttatctacttttttagtctctactttccaagtatctataggcaaatttccc
atttcccttggaaagtgtgttttcttgccttttttccgecttccattgtgtcagacttataaggcaatcagcca
actgtgggcatgaaatccttgggaggaaagagaaggaagtgggagggcagccatggtgaaatgtttccctaagttat
agtcaagttctttgagagaaacataacctcatccctttttaaactgttgtaatactttctttttaaatagatgttta
ttctcctgcaagttctcacagttgttcacagtggttaggtaagaaatcataaagttcaaatattaaaggagctcacia
aagagcatggtttcaccagccctcactaaaaacaaaattatgggaaaatgctgtaaaaagaaaccagaattcttgggt
gcaaatgatagaaagtgactctgatttacctaactcagaaaggaattttttaaagatttaggtaggtcatagttg
acaacaagacttggaaagataggtggaagctaaggaagcaagacatggccccaggtttcaacaggagcaatctgct
taggactttgctgcttggacacttgggtgtaatagctgctgccactatgectgaaactgggtgactctgctcattaac
tcacctctctgggtgatctctaggaataatctctgactctcctgtaccttgcctcactaggattcgggtatccacgg

caaaaagatctattaatagttggatcaggcctgtacatgtgttaagagaaagatgaggaaagaagtatctgcttct
aatctcttgaattatctccaattgaaatggatcttgggtgcctaacagcctgaagatgacaaatatcccctaca
aatctctcctatcttaccctcttctaactatactgtaatcttaagttcacatattctttgaaaattgttttca
ttgtttaccactttttaaagaaagcaaatgggaacatactaccactgtttggccctttcaaaaatttatatctg
aggaatcttccatattgttgggacatctacctacctgattctttttaaactaccttttatttcatttatgatca
tgctatcattaatagggccctatgatgaatataaagttgtttccagttttttttgtcattgagaacagttcaca
tatgtatcttgttgtctttccaagtatactttaaaggcaaatcttagcagtgaggttgctaggtccattgctgtct
atggtttaaactagtgccctcaaaaatggatctttatatactcactgtttaagagtgtctcttctctatccccac
taactttggcaaacctgaatagttcaaaccttaacttttatagcttggggcaaaaatggatcttgttatttga
tcgtgttttttaattgtgaggttagcgaacttttgatgtattggctcttatgtacttctggtgtgtgtatgta
tatactgaccctatctcaacttattttcttttagttgtttgtattttccttaatgattttcaggaaaccaattt
tattcttcttcagacagttgtctaattgtctgctctcttgcatttgaattttgtgactacaaaatcagatgaa
acaataatagcataaagaacttgggtgggttatctttgtttlgcattattgatgtttattaagaaatattctttaa
aagtcaaccttgcctaaatagcaagtaggaaatgctttcaataaagagaactgtcatgtaccactactccttactt
actgaatcatcttctttggatagagaagataaaagtgaaggggaatttaagagtctctgccttttctctgtctt
tagcattatataagctgtttaatgtgtgggagtctaatctttttcttcttgagacaaagtctcactctgttgcc
caggctggagtgcagtgccacagctcttggctcactgcaacctctgcctcccaggttcaagcaattctctgccttag
cctctgagtagctgggactacaggcatgtgccaccatgcccggctaattttgtatcttttagtagatatgggactt
caccatgttggccaggtggctcttgaactcctgacctctagtgatctgcctgctttggcctcccaggtgctgggat
tacaggcatgagccactgcacctggcctaattttttatgttcttttgggtgtgaacattctcccctcctccaagc
cttttgttttactattttcatgttcttttatatgtgctgctgttttgtttcatctgtaattatctctcatcccctt
tttggctattataatataatagctacgttttgaactctgagctttgaaggtaaatcactgcagctgtgttgggtg
attttagataatttgtgtatctcctccttgtcttttttaaactggagtcattttagtagttgtttatacagaatttta
gtttttaaaccacaagtcttccattataggttgagttatgaattcatagcctgttattttaaagagcttttgaaa
tctgttttactgatctgtatcatatcctaactacgccagtttctctccttgtctgacgtgaactctaaaattatgt
gaacactttctcctgtttcctggcatttccactcaactgttctctcattcttagttagaataatataccagaattg
tagtttctttctaactaatgacagaagcaaatcaagcatggcaagaatttattggaaaactgcatgtagttg
aaaatagtttagtatatatttgacagctgtgaagtctctaattttactgtacctttctctgttccaattttat
gctctattctaaggatgtaccatttctactacctgactagggagcatgtgtattgtatcccagcagattttttttt
tcatagatagataccttttagatctgttatccagtgtaggtagccactagccacatgtagctatcattatgttta
aatgtaaataaaataaaataaaatttactgagttgttttgtctagctacatttctgtgctcagtagctacatgtggc
ttgtgattactgtattaagacagcacagatcacagaacatttccattattgcaaaagttctgttagacagtgctgttc
tatacagtgctcatctgcctctcattctaaaagttctaattcctgaagttgatgtactcttctgttggctgtcctc
tagcttaatcaaaataaaattgagctcttttaaaggtaggttgcattttacatactgatatttctaaatcagaggct
atltatattacttttttatattacttttaaaaattagctttattggagtataatttcatgcaataaaatctaccc
atlttaaagtacggttccattgacttttgagaatac
acacctcttgtaaacacacaaccaagatttagaacactcgccttatgaaaagttcccctcatgccattttagt
cagtcocccaaacctggtttcaggcaatctctgatctgctttctatagctttgectatactaggattacataaat
acagtcatatagcatgtattcctttttgtgtctggctcttcttcttttagtataaatttttgaaaatttctcctgtt
gttactagtatcaataattgttctttttatttgetgactaatattacattgtatggatagacattctttttag
tgtgtgggacattttagtggttttcagtttgggtctgttatgaacaaagctgctgtaagcattcatgtgcaagactt
ttgtggacatataattttgttctgtttatccaatcctttgagtagaattgttgggtcactgatgtagatcagtt
gaacagagtagattccagaaaagttcacatacacatttcttgacaaaaggtgctgagatttcatgggaaaaggata
atcttttaacaaataaataactggaacaatagagaaaacaaagtgaaccttgacttttatgtcttatcatatacaaaa
attaatttgaagtgattgttgacctaaatgtaaaagttaaaatttaaaaataaaaacttctagatgaaaacatagg
agaaaatctctgtgacttttggtttaaagatttcttagacagctacataaaaatctaactatataaggaaaaaatgga
caaatgtgactttatcaacattaaaaatttctgctcattgaaagactcaaaaatgaaaaggcaagcagtttggagaa
aatatttgcaatacatatctgaaaaaggacttgaatgtataatatacatataagatgctcttacaactcataa
tgagaaaataaccccaataaagagaagggcaggccgggtgcagtggtctcatgectataatgccagcacttttggagge

tgagggtgggtgaattgcttgagccaggagtttgagaccagcctgggcaacatggtgaaaccagctctacaaaat
aaaaaatacaagaaattagctgggcatgatggcatgcacctgtagctcctagctggttgggaggctgagggtggagg
atagcttgagcctgggaggcggaggctgcagtgagctgtgatcgaccgctgcacgcttgccctgagcaacacagtga
gatcctgtctcaaaacaaacaaacaaaaaaaaaaaaaaaaatggaaaacagaaatttacaaaagaagatatataga
tggccagtaggcataatgaaaagatgtttaaatcagtcacagggaaaatgaaaatttaaactgaaatgagatagctca
tatttactggaatggctcaaaaagggttacaggaattggcaaacacacagattaaactggaactcttatgcatggtg
gtagagcacaaaatgatagatttcttgggagaaatatttggcagtttttaagattatttttgatagccttctgaa
tttcttagtgagttataggtcagttctgccactgtttctttctttctttctttctttctttctttctttctttct
ttccttcttgcctgtcttgcctgccttcttgccttgccttgccttgccttcttcttcttcttcttcttcttcttct
ttctttctttcttttttttttaaggagctctggttgggtgcccaggctggagtgagtgccagctcttggctc
actgcaacctccacctccgggttcaagcaattctcctgcctcagcttccccaatagctgggat tacaggcgcgtt
ccaccatacttggctaatttttttaatttggcagaggcagggttctactgtgtggccaggctagctcgaacacc
tgacctcaagtgatctgccgccttggcctcccagagtagctgggat tacagggtgtagccactgcccctggcctggc
actgtttatttcttttccctccagttttatacctatttagagagattagatttctttagtagtaggaatcactatt
tttgagcagaattattcaaaactgttattttttctttaaacttgaggcaatgtaggagaaagcagtagctgtgag
gtgaaagtacaaaacaagaacatttttaacaagatagttactttccatgtattggatagcgaacagaattaattcta
ataacctcctgaagatggtcaggaggcattagttagaattgaaatggttggagcttgcctgtgtgatgggatta
aggcagggatgatttatgtgtaatttatgcttagtaacagcagtaaccgctgtagttacactagggttctaagag
caaatgttgattaaacatgaatgtagcaggagtataaggttggctctgtgtccccaccacaaatctcatgtggagt
tgtgatcctcagtggttggaggaggggcttggtaggaggtgatggatcatgggagtggttggtaatggttttagcac
tatcccttagagctgtctcggaaagagttctcctgagatctgcttgtatataagtggtgtagcacctcccctctt
gctctctctcttccctcctactcctgcgcggggagctgcttgccttcccttggccttctgccatgatgtgaagttc
ctgaggcctctgattaaacctttcttcttcttaaaagattaccagctctcaggtagttctttatagcagtggtgagaat
ggactaatcaaggggaaatataatggttaccaaatagcgaattagccatgggaaaaagtagcaaataaataatta
tttacttttccagatgctaatttttctttctgtttatttttaggatgggtgggagctgtccaatgtccttaggctgt
tttccaaatgagataccaaaagctagttctccatcgggtttctcaggtgctagaagcattcattattatggttgtc
attacttccaggttctgttgcgcctatgccacagtagtatttgttacataacaggtgcttgataaatatttgctaaa
tgaattttggaaaatacaatctgccacacctttcttctacagtttacaatcttctgttgagatcatccgatagatt
tttttcttagatattgtacttttgaggcctcaaatgctgtcttttgtattttctatgtctgcagagactttccat
cttccactcattgtattcatgttttttaacatcttggtagacataattatagtaactgttttaaagtcaactgtctgtt
aattcaaacatctggttcatctggagctgattctatggctgctctttttcttggtaataggtcatgttttct
gctttgcctgtctagtaaattttaactgtagttgaaatgtaggaggttggattgttacttcccttaagggtgctg
agtttcattttgtcaggcatttaaattgatagttgatttagtattgtcaggttgggtctcttggtaaaagcaggca
ttttccagatttgtcttcttgcctagggcattgggttttaactcaagggttgccttcccaatgtctcagctaaagt
ctggggtgttccatgaggctcttccacttgcctaggccagaactccagcttctcccagtagtataatttctgttacc
tctggcgtcatctccttatgctttcagatcctgogcatagacagcccagccccagccaaggacctgagatgaaat
ccatacaaaaattcttagtcccttgcctccacaactccaacagccttagcagctaatctcttctcctgtttacctcagt
gaaatctgtgttccacttgagttccatttctctctgtatcagagaagagccaccatgctgaaagcaaggggcactat
gttcttggttcttaaggatggtagcctatctgcaacaactgtagtgatataaaaatataaatttatgttgctg
acagttacaaaactgcttgcagtagcttggtaacataattttcagattcaagttcatataactctttttccacat
caccacacacatatttccagacttccctcctcactcttcttcttgcagtagttgtattataattcctgcccagtagt
acattataaatttggttatatacaatattgagttttatgggattataactagataaatgccattcatagtttaagtga
tagagtatattgtgactttttcctgcatgtttatttttctggacttcacagttgtctctcttttttttaaaaaa
attagtttcaatgttcttagctttaattcataaactcaccctcaattgtataaatctctcaacatgtttaagcaca
tttggcattatatcaattttatcttttccagggtgccttctaactgtcccagctctggactaattgttcttccctggct
tgctgtatggctgtctactcaagatgtccctcaccatcattctagggattcccttttctctcttgggttagat
tctcagttcttggagactgtcatcttcttctcatggttccactcttgttttggcggagcacatcttagtaactt
cctgacaaagtgtatggtttgagatttctgctgattttaaagtcccttattatagtcacacttgatttatagctc
gtcttggatagaattctaggctgagaagagtttccctcaaaatcagaaggttttggccaattgttttttagctgc

tagtattgctgttaaaaaggataatgtcattttgattctagattcttttatgaaacctgtttcttctctggcagctt
ttaggatcttctgtttctttgggtattcagaaatctcatgagatagtgtgcttctatctttgggtcttattttcatctg
ttttgccaggtactcatgcaactttccagtttgaaaactcacatccttcacttttgagtattttcttgagttatgt
cttcggtttcttctcagtggttctctgtttcttggaactcctaaaatatattaacatcctgaactcttagtttttgtt
tagtcttctgattttcattttgtctttttattctgtatattctgttaattcctcggcttcatggcttcttagccttc
ttttgcctatcttatggggttgaggattaaacagtttatatacctgaggtgcttaggatagtctgtcatatagtaa
gtgcttgtgttagctgtaattgtgtttactttcataactgtcttgagggaaaggtctttgggtcttgattctttgac
ttcttggctgtacatgacctggagcagttatgtaatctcttgagacctacctcctctctgtatagtgttaata
agctctagctctcagatgtttgtgaggtcgaatggagtatatatgtgaaaatgtttaaacctttgtacagaatta
atagttagtacgtggatctttcaaatatcaaaagtttcagtttgatgggaaaatgatgtctgaattttcagggtta
tttttaagagtacttgattatgactgtcttgtaaatctctatgagctaggtatacttgcaactaaatgctaagcttt
ttaaagaagttatgtcttaatatcagctctcattatgttaggttgaagatagaagattatgaaaatattctctgaaa
agctctgggttttacttcagattgtataaatctgtgtaatgtaataattatlaagaatgacatgattactactctaa
accatagaaggggtatttggttggattatttattttcacttaaatggattttgagattaggaagaaaatctgtc
ttttgggttttcttgatagttatgtaatttcaaatgttagctcatttttgttaatgggtggctttttgtttgttt
gtttttgttttaagTTTTGGATTCAAAGCATAAAAACCATTACAAGATATACAATCTgtaagtatgtttcttatt
tgtatgcttgcaaatatcttctaaaacaactattaagtgaaggttatctgcttggttagagttaggttagagttaaaga
tacattttaacagaattgtatttctaaaaccgattaaagtaagaagccaagagcattgttagatcatttagaaagtg
tagtgatgaggtaaaacattgttggcacagattcatgttacttgatctgctttaaagacttggcatctagcccata
tttgagcccataaccgtgtggtaatttgaagtgtaatccacagtagagcttctgttaaagcactaatagcatcttcc
atggaggtatacttcagagtgaatataattttggttatcctgtgtctctagagctattgactgaaaagctgttagg
gcattctctaactgtacatcacctaagttaattaaaattgtctgaattaggtggcttcttctctaggtacagagttt
taaggactgccacctgattgatagagctagttgaccttatctttaaactttttgttttcttttgactttggggagta
gagatgtgaaaaggtaaaagggaaggaaggaagagaaaacttaactctttttgccatgaagactgttttctctct
caaaatattgactattttctgatttgtaaaaatcggcacataaaaacgtgttatttttacttgacttttatctttcc
catgtgatataataatataagataggaaaaatttatctgtaatttagtgatcttcttagtgatgataaaacgtcag
aagtaactgagagtgaggtggacattgatattgttactctcagtaagtttctactgattttctcagagtcagtaagg
aacaacgtttgttaagtccttatcacttattagataacacaaaacatgttgggggggtgtgtacagaggtgagtaa
gatgtagctccattctcaagtcgcttaacttctaagttaaaaggttagacaaagcattacagaagaagtaactctgc
tatagaaggttgaatgaagagaacattggaaacactaattttacctataaaagaaggttccataaaaggaaggaag
tttgagctgggtgaaaaggaccagtaaggggtgactttcaagccaaggagagggagggaagtgatgttacaggcca
aaggaatggcattgtgaagaagctgttggcataaaaagtggttagaataggcagcgaatcattatcatcagattgt
gggtctgtatgttgggggtgggagagaattgtgggtggcaataggcaacaagataaaagaagtaaaaggtgtatg
gaaacttaatgggtccagcttacaatgatctatgcatttaggggtcttctcttttcttgataaacctctcctaca
aagagccttgttgcggataccatagtggttctttggaggaaaaataaaaactacaaagctttgtattttttgcacaac
tggattcagaatataagtaataaaaaaggacaagaactttcaaaagctagaagccattaaactgagtcactcaggg
ttagactatcagaactgggatttagaaagctcagaatggaaatcgaaggacaccaagacaaatcggcctttt
caaaattttattctagtttaacataattcaagaaaggaaggaatcttttcttctcctgtgtgtagtacttctg
ctttaagaacttaggacttcagctgtactatcagtttggaggccacttaacattattatggttaaagttggcattg
gagagagcctaggaacctaaactgcctgtttgttttatatttccaaccattggattccaagttaatgaagctgtt
tattagttgagggtagctcttaatgcatatatttttaagcccttccccacatggaatcataagctttcagaactgg
agagtacctgaaagagatcatttagtccaaccttctcattttacagatggggaatctgaggcctagagaagttaaag
gagttgaacaaggtcacacaggtacataggtagccgacctcactgtttatgccaatattccctttacgttttgc
ttttttgcttgttctgttttaacctctccaaattttactgacttcagaagttcttagaactaagttatagcatgttt
gagttctaattgtcactttccgatcttctttacctttttctacctctgtttgtattttctggttctgggttaagtgag
ctggtaagcagcaggtgttctattttatttcttttatttttaggatagttacatgtgatataatgtctttgcaa
acatacataatttgaagatcttaaaatatttgcactaggcataccacatttaatagttatgttaaatcttttatagc
aattatgatatacatgggtgaagaagagttcctaataatggcctttctgattaaactgtatctgtttatctgtgttt
tcttcaggcattcataacattaagcaaatcaggtgtactgttacttaattgaattaatcagtttgtttgtacaag

tatatTTTTTTTTTgttccctgtgtataatctggtaggaatggggaaggggagatagtgataaagagatgtatac
 ttcttgcctttgaggaatttaagtttccactgtataccaatttttaaggtatttactatatttcagtgcataattt
 tatttgacatactttatcattttgtggtaaacctttagctttactaattttcatctattaagtttcttttgtaaga
 tggatagcttcatcaaagagagtaaagaagagacctgcctacctagctgattctatggcaaatctcacttctctg
 gaagcttttctgttaatcttattccttcagtttctgcctctgtttcataaaaaactcattctttaaatgcttattc
 atttctctgtctcatataaaccaatatgaggtactggatcttttgagttttagttataaggaagcataaatgggt
 aaatttaaatggctaaacccatttgccatttgtgtatctttaatttttagtttgggtgagagacttatcactaccaa
 ccacaaagaatttaaaagaaactgtcagtaggtataggtggaaggaggccatttatoagagattttaatttaagaag
 aaagctctcactccttatcctaccaacccccattcctcagcagatatttatcattactagctccagcagatattgctccc
 atatttccctatgcttacctgtgaagattttcataacttttctcctgcttttactgtcactggttggctctgtgattt
 atgacagatactgctcttgttaggaatgctggctttgactgaaatttggttactgcttttgtatttaaaacttttttt
 tattataagtagaattatggaacagtagtagaaaagtttgacttttggtaatcagagatactgagcttgagttctgg
 ctctttcattttgtatactgttatttggggcaagtttttaagtctttagctttctcatatataaaatgg
 agataataacagttatcacgtgattgtgaggatgaaacaaaaaaagtggaactctttgtaaggtgtgttccatctg
 gttgacacttagtagtcattacttccactttccgtccatataagctcttaacagtaaatatttgagaggcattttta
 ttaagcagctttaaggagtggtcgtcaaaccacatggttctgggatcctgagaaagtaggggaagtttagagaactg
 aagctgcacaaaactaatgtttatttctgttgtgtgtcctgagaccagcttcttagattgtgttctctagctcta
 catctctgattccttataaaaatattccattatgaattcttccactattgacaatttctccccttttatcttaaaagta
 ccaaagaaagtgtaaaatgtgactgtcttgtcagtcctcttttctggttttctatgtcagtggtatgaaattact
 agcaaggatgcataatagtgcataatgtcattactaaatgcattttcttctagaaaaactcaatataactaaattgta
 ctaaaaaggaaaagcttgttttgttttgagtggttagtatgaaagtgttttatttttaggtctgaccagttagaacc
 aatggattgtagtttatttataatagtttaaacttcatgtgaatttgggttttgaattacctttaaggtagagaaga
 aactatataagatgttttccagggtttctaaatgtacaatacaggttcacaatcacttatttgaaactctggggcca
 agtatgtttccattttcagaaattttagttttcaaaaggtagcacagataaatatacttttacataaacaccccagt
 ggggtgtgggtcagtagcctgaaatgaaatgttttactcttccgtcttaagtgtattaaatattatgtacaatcttatt
 acttcagatcaggatttgcctgtagttgagtttgccataaaaacttaagagaaaatttttagatgttttgaacttttggg
 atattgaaattgcaggttaaggagctatggaccttatttgttttaaaatgctaagagtttatttttaagtaattttt
 aaaaaatttgttttgcatagtagttggagttaccagggtagcttaaccacactgatatgtaagatctcttctctgag
 ctttttattgtttgtaaacatggcctgttaatcattagaaagccagtagacataactaacatatacactgctattaagaca
 aatattagcatactctagtaaatgacaagtcagcatttactattctgtattgattttacttattcttcttactctc
 catactgtaattaaaaacttgaactctgagagactgttgaaaaaggtgatcgttggcttttcaacagggagtaaggtc
 tgggttaaaaaaaaattagtaagcatttggccaagtagatlaacaacattcagtttttcttactgtccttatgctt
 ttactatttttaacatatactttttgagaatagtttgagaatattgtatgcttaactatgagatacagatactat
 tgaactagtcagttgtttataggtacttgtaaaattaaaaatatattccaatagcatgcagatttttccatagagga
 aatttgaagcattggaagcactgaatttacagtagctctgtatttagtggcatcacagtttttaagcaaatgtatta
 gctctaattgcalacacttaactttttaagcttgggttttattatataaatatgggggtgataacagtatctactta
 atagaattcttggttattacatgaaataattaatgttaaacacagcataaatatgtgtcacattataaagattcaggca
 atgtttgttagtatttagtactttttttcttccctaaagtgcacaaagataaactttatcacttttaaaacttttctttt
 agTGTGCTGAAAGACATTATGACACCGCCAAATTTAATTGCAGAGgttaggtatgaaatgactgtactatgttgtat
 aacttaaacccgatagactgtatcttactgtcataacaataatgagtcacagattatcgagtgagatacatattt
 aagaattatctttaaaaatttcaaaaattttaattttactgtttgtgttttaggaaaaagatttgcataaagctatta
 atattgtcaggaagactaaagtgcagcatagactaagaatttaggaaaattcctagactaaaaatagtataaggagag
 ggtttacctactatttgaggcagttgggtctaatagtaagcaatcacagggagaaagcagaactacttaactctctg
 tgttgaggaatgacataaaaaggtaggaaaggatatacaaatgttgataagaggagtctgatggatgagaggaggga
 actgctttaaatgagtttctacttcagacataagtttaattctcagagcccacaaaaactttcacttttattttgtgaa
 atacaactcagttctcatggcttaacactttaaaccatgagaaaactgaagagttgagaagcttggcagatgctgct
 gtgatagtcacaaaagaaagtggtgcatgagctactattgatgtatttgcattgatccctcctgaaaatctagaa
 tggactttcagacaaatggtttgaaaattctaaatcactaatgatgtgagatttagtataggtttactaagaacgggt
 ttttttgtttttgtttttgttggatttaggctgttgcctactaagcaaacgagccttttagttgaggtttatcttgc

ttaaacagatatttaacagatcttctggagggttttgggtaccactgggaaaatgaagttaggcagatgactaag
tgaaagctgtcctgctgactccttataatgatagtcattgtctaccagaagatctctcctgtcacaccaaggataa
ttgattatatacctgtaccatattatgagtcacctgattggagatataagacatacttctcacatatttagatgacac
aggttagtagacattgaaatcagccagggtttttaaaggatcttaatagagtggaactaaggtagaaactattaagagc
aattaatagtgatatactatagtcctgtttctaaacaagttttttaaaccctcaactctgactatagtgacag
agaagcttggactcttacaattcatgtgagaagacctgaaactttgataacaattatatacatatttgtagtaatt
tctttgggtatgccttcacatatctctggtatgtgacctatgctgcagtcattgagcatagattcccagaatgta
ttctcctgcagaaaatggaggaaaataaacttggcttccctaatgattacatgtgtatacaacactaacatttgca
agaccacctttaaataacacacttagcatttttattttatgaaatgtaatatgtagttctttgcatagtttatccta
ttagtaactctattctgtctttggaatagttttgtgatgataaaataactataaataagtagtatttctcttttgca
ttgagagtcctgacgaaatgtccatgtgacagttcattttgggttagctctacctctaataatgtgacctatgctac
cagtcctgatagcgtaaattcccagaatatacctcctgaaataaagggggaaaataaacctggcttccctaatg
attatatttaagacttatcaagagactatttctatttaacaattagaaagttaagcaatacattatttttctctgg
aatccagtggtttcttttaatacctgttaagtttggatgcaacatttctaagttacctacttgttaattaaaaatt
caagagtttttttcttattctgaggttatcttttaccacagTTGCACAATATCCTTTTGAAGACCATAACCCAC
CACAGCTAGAACTTATCAAACCTTTTGTGAAGATCTTGACCAATGGCTAAGTGAAGATGACAAATCATGTTGCAGCA
ATTCAGTGTAAAGCTGGAAGGGACGAACTGGTGTAAATGATATGTGCATATTTATTACATCGGGGCAAAATTTTAAA
GGCACAAGAGGCCCTAGATTTCTATGGGGAGTAAGGACCAGAGACAAAAGGtaagttatttttgatggttttcc
tttctcttctcctggatctgagaatttattggaaaacagattttgggtttcttttttcttccagttttattgaggtg
taattgacaagtaaaaattatataataatacaatgtataatgatgttttgatgtatgtgtatatacatttgtaaa
tgattactacagtcaaaactacttaacatattcatcacctcacataattattatttctccccccagggtgaaagcatt
aagatctacaagctacaattttcaattatacaatgttattattaactatagtcactatgctgtccagtagagcttca
gatcttgttcatcttgtgttctcctcccaccctcagtcctggaaaacaggttttaagatagttgctaactct
tatttcttctaaatttttaaatcagttgtctgcctcaatttctatagagaatgactgattgatttcttctgt
tcacgctaccattttcatalcactagcacatgttaccatttaactgtattgcagatttggtctcacaaaattctt
ctaaaataacatttttaaaaagcatattaatcaaaaataagctttatatttctgaagcttgtttgagcatagaatgc
ctttggataaaaataccattacctagtaaaagtggaactttataatccataaaaattattcttttataagaatattc
ataaatgtagttgattaatagaagattctcgattctttgatcagaaaactaaggactatattgaaaaatcagtgac
aaatttaattcttatagtacatctgaaagaaaaaagaaaactcttgggagaacttttacagtgatttaattttgctg
ttgataatatttctttgggtggtaagatggcaaaacatgttaaaatttaatgcaaagagattttgtacattttcca
tctctaagaaggacaaagcctaagccctccagatagatagaaaaactcatttagagagttctcctcatgttaatc
taatttcttcttaattcagctgtaaaacagaaatagaatgatcgtatattaatcatttaagctgtgtaattgcataga
ttccttgttcttttaccctcttataatctgttctctatcctttgtgacttttttgcattatataaaggatgcc
gaaataactgtttattgttgatagtttacaaaattgaaacttaccattagtgcaataatttgggtgaatgttgaagatta
tggtagattgccttacatttctgcataattgtttgcaccttggaaatgatagcactggcatgaattatagagctgagga
tctaaaagatttttactttgatttatcccattatcctctgcagggaacaattgcttttactgattaaaatgcaggc
tgggcacagcggctcacgcctgtaatcccagtaacttgggaggccgaggcggcggatcacaaggctcaagagatcga
gaccatcctggccaaccaacatgggtgaaacctcatctctactaaaaatacaaaaattagctgggtggtggcgcgt
gcctgtaatcccagctactcaggatgctgagcagggagaatcgcttgaaccgggaggtggaggtgcaagtgagccg
agactgtgccactgactccagcctggtgatagaggagactccatctcaaaaaaaaaaaaaaaaaatgcagtagcaaaa
gogatggtagaaaattttaaacagagttgatgagcagcatatatttggtagtggaaaaaaaggtaaaaaatttttg
taataaaaatagaaaaattttgtaatgtggaggcgcagaacactagatttaagccagggggtcttaaatgtgttaca
ttccttttaagctctgatggaaggtataaatgttctcccctcaaaaaatgtgcataggttacataaaaattttgcagt
ttttattacattgaaatatactttttagacagaatgtaaaagaaccttcatgaaaactatgtcacttttttatgca
aaaaccagtggtactacatgagagcaatgaataaatctaagtggtacaaattaacaaaaatgaagctttagttctg
ttcaataactaaattttaaataagactgctatttaacttttaaaaatacaagttgaaactatgctctttgactttg
actttgcaacttttataatgatctttgatatccaatcagtggtgactttggtaaaaagtgctgaaaatgctattttac
aaaagaaagaagagtaaatggaatctgtagattctatctgctgatgaaagtagacgtgtcaagaaataagaattctc
caaggtcttccagataaaatcattgtttcattttcttgccttcaagttactgagatcatttttggcaagatctg

tatcattaatgctgtgtaggaaagaaaagattatgactccacattttactttcaagggtgaagagttaaactgttt
aaaaagagtgtatgttatcctgtaaacagcagtatcaggctgtagaatttgtcttctgaaagcagggaaacttatata
tagcaaagaacttcatagtgctcccatttcttgacaaaacctctcgagaagctcttgattgaaagcttggctttca
tgaatctggcagctttcacaaatagtgatttttcatgacaaatcatcttacacagggaaattattcaagggttggc
ttgaaacagtagaatactttcacaaacagagataagatttctttcaggattgatgacagcttgcaccctagcgc
actgatgaagagagcagtggtgaccatgacatggagagcttctgtcttaccagtgcccaatatacagatgtgtg
tctggcagtaaggtgactgtctgctacagaatactgaggttcttcaggagaagtttttggtaaagaaacttta
ccattttgaaagtgttaatgtttctgaagcttccaaaagattccaaaatgggaatgttctctgattgtgcacc
atgcttgcatttgatgaaaactttagccggctatactgagaaatcatatctgaagaaagtggtacttccaatctt
ttgtgacactactttattattgttttttaatgtcaggggttttttggaaatggagaaaagtatattgatagagg
tgcaacagctcttattcttctcatgctacaagtatatttgactcttcttaagatacttgccctcactgttccaact
gtgactttttgttttagcattacaatcaatatacctagtaggatgatttaataatgatttttaattggaacaaa
tagtttttgaatggcttaggcttttccaacttaactgtgctctcacatgtggctctcttttctccctcttctcc
ttcttatacactctcaccacacacataatgcatacataccctgtctgatgtatctgcttctcagaatagttggctg
tgctctgctgatgatgagaacttgccatttaagaaggacttgggatagtcctatgtatcagggataaaaagt
aaaaccaagggtcatttaaactttattgtattttatttctgtttccagtcctcaaatcaagagaaggctcca
taatcaaaaagtaaggacatattttaaaatttgccaatgggaagatattctagtcattacagctctggtaatactatca
attctgttctctcagagggtgaggggagactatttgatgaaatcgttaagtcctgtagggtgtgtgaaataggcc
agaatgaaagatagcaagaatagtggtatgaaaataaaatgcaaagttataatatacagtggtaaaatgtaatagt
attacttcatcagtagaactgctctagtagctgtatattctccatccttgcataggttggaaatcccccaagtga
aaagagatttgatgggctaatagttaataagaaaatggagatctgtacatacagtggttaagaatgtagatattaaa
gttataattagctgttacataatattaagactcagagttaaagtaatttcaactgaaatgattgcttttgtgtctg
gagtcaaaataaaataactgaaatctactatacttggctcatgcttaataatatacttagaccatatttccgatgaa
ttattcacagaatctaaaggagatcctcgtgttcttaccttcttatacctcgtgtttatttaaaaaggcaaaaa
atggagcagatgctgttgggtgaccatatttactgaacagtagcatttgggttaggttgaacagcattagaaaa
ctagatacggatataaagtcagtggttaggttttttttttttctccaggaatgttcttatagatgatcaaacag
gcacaggaagggaagtggtgtgatcaatattatccagtttaataatagcattcagaggaaaatttgagtcctctgat
acactgttaaatttcttctatactatcaagtcacaaaatcctggaactgcaaaaagaatttgagactgttcaaat
aattaatctctgtataggctcaggttctcctgcaaggttatgaaatgctgataaaatggctctattttgaaaggct
cctcagctatacctttccttacaatgcttcttacaatgctaaagcatttaataactcctgacttaagggaat
ttggacagatgaggttggcttggaaatataatactgaggtctctgtaaaatacttgaaatgtaattgtttt
aaaactttcaaaagataaccactgtttgctgttgggttagaataactggtgaaataatttttaacttttataa
taatttcatcataagaaaacttagctaagcattggttaagctgtgttatacaactgtggaatcttccctgagga
actatcttataaaatgtagttgatattctaaagtgttttattcttggaaatctcataataggtttattctctt
ctgtgcagtttctctgtagattgagcctgtggatttgcatttttgaattgtgaaatcaccattataggagataca
tgcattttatctacttttcagtttgtatgggttaactttattagaattatctttaatgttattttgcttatctct
taatttttaattatagacaaacattaagaagctggagaaaattatgttctagtgacatttatatagaagaagaatctt
tttccccctttcttttttgaaggagatgaggcagtcataatttggtaagaattttagactttgcagaggctctc
ttcaaaataatctggctcagagcttgcacatatacctcagcagacatgggtgcaaattagatggcagagtggtgggtac
aagttgaccataaaaataacgcattaggttagtaatgcccaataataactttgggttttcagtggtgcagagaagtc
gacaactgatagttattataaaagaaaatgttctgagagtgaggttaaccgcttaagggaaggaagcctctctgtc
ttattcactaaattacaagaagataattgtgttacacttcttaggagtcattcattgtatatttgacacttttgc
tttatgaacatgtgaagattatcaaaagtaagctgttgggtgatttttcttccaagaaagcatgccacagggcaa
cttctaggggttggttctcatctagtcctgtgctccacactatctgcatctgcacttaagtttcaatattagataact
cacatgtttaaactatgaagaaagagttaaaacatcctgagaatgctagtaagtagtattttgaaaggacttcca
aaatttgagtttaaagaggttaaactccttttacatgacaaagttacttagaaacactactgctgtttccctctcct
tgcttctccctgtcccagcagctgtgtccagaatgatggcacataaagtaaacattcatatttatt
tcccttttttgtttttttttttttttttttttgttggtttggttttttttgtttgagacagctcactca
atccccaggtggagtgagtggaacatctcagctcactgcaacctctacctcctgagttcaagcagattctcctg

cctcagcctcccagcagctgggattacagggcctgccccacgcctggctaatttttgatTTTTtagtagagabg
gggtttcgccatggtggccagactggctctgaaactcttgacctcaagtgatccgccaccctggcctcccaaagtgc
tgagattacagggcatgagtcactgtgcctggcctcttattttttctttgggttaaacttttagggaaaaagtttgagc
tgcttttaattttctttttgTTTTtaataaattattaaagttctctatggttaggaactcttggtgacatgagttc
attgagcttattcttaataaagacaaatctctagaaataatagttgtatctttaaagatctcaaggaaaatgttt
ggttctctgggggaatgaattttcatgacctaatcttaaatcaggttattttttctagcctggttactaaatttcta
catgttataacctaatgaattttcttacttctcttattttaaacaactataaactgctcttttaaaaaatct
tccaatgtggcgttcttattttcttaacatttgaattttctgggcaaacctggttactatgatacacattattt
aaggctgttatataatacagtaaaattgtagaactttcacacctgaaggatcttagcaattatttaattcaaacc
attctaacatagatgataaaacagatttgacgggtgggcaaggctgctcacaacctatattcccagcactttgggag
actcaagcgggaagattgcttgagcccaggagttcaagaccagctgggcaacatagtgagaggctgctctcaaaa
aaaatatttaaaaaatagccgggcatgggtgcacgtgcctgtagttccagctgctgggaggctgaggtgggaggat
tgccagagcctgggagggtgaggctgcagtgagccatgatcacaccacagcactctagcctagagcctccctgtgtg
gcaggctctacacttcagataggcaacagatcgagacctgtttcacaaaacgaacagatctgcaaagatcaacctg
tcctaagtcataataatctctttgtgtaataataaaaaccccatcttcaaccttaaacctgggtattttttctacga
aactatgttctgcagtcctaaattattttctttattattttgaaactcaagtagaaaatagaaaataa
aaagcaactcctttatgacatatgaggactttttcagttttaaataagaaaaacccaactcaaagtagcttaaataa
aaggagacattttttgacttacataacctaaaagctctggcctggatctagggtgctcaacagatctcaagagtatct
ctcttattctctctccctcccttaccctctctcttttctctctctgtatataatggtatttttcaaacaggctctc
acaagtagtggaagatagttcctaatagcttcagggttgcatctacactcttagcaactatgatgagaagag
agctacaatttgagcaaaaatttgtagggtgagttctgatttccctggattgaggcacatgcctattattcctgac
caaatattctgtccagggaatggaattctctggggcatgtatctaaagctgaagtgtagagcctgccacacagggat
aataatagttttccaaagaaaaatcaaggaggggaaagaatgttgaaagagaaaaaataatcagttgtctgcttca
cattgttctcaataattagtttcatagaagtgaataactgtgtaacacctaaacttttagagattctctgtagaca
ggaaaaataagaactcaatgaagtgtgacttcaatcaaatcacgtagtttatatacatgctatttagtaaaaccag
gacagctgagtacaagttttacccttataattcacattgagggtccagatcctggttttgaaatgagataattacgtgca
gtcggactgttttctgatcctaaaaatagagacaataatctatcttgtaaagttatggtaggttaaagatatat
aaaatgttggcaagtaccttaataatacaataaactactgctatagttgtcattgttaataataatcatatttcttct
ttgttgaattgctttctgttagtaattcttattgtgatcatcctgaaacatagatttccogagcttcaagcaaacacta
ttatgttgaaaaactacattatttctaagtttagcagtgccagtggaagtttattgaaatagaaaattacttttt
taactgaggagtgtagattgtgaattcctgattcatctctcttaggagatgatcggaaatattgataaaatattgatgca
tagaatatgaacaaaacattacatatctgtgctgtgatataaagtagtattctgttctggtagtagtatggcagt
atlttaggtctgaaagatgtacataatctgactttgaagctggtttttaaagagattaatcacaagagatttacat
aaaacaactaagggttaaaaataaatgggtgattagagatacatcaggcaaatccaatttcaaaagcagatgacaga
atctcagtatcagggtagcattttaaagcaaaaagcattaaactggatcaaaaatgtcattttacatcaacacagggt
acactccaggtaaaagactaacagttatgaacgaatgtgctaaacatcaaaatgtattaagtaaaagctgaaagaaa
tgaagaataattggtagaaaagcaatgataggaatccttaattgacttcaaaaggcacgaagtaagaaggtagcgtc
atgtaccacataatgatgtttgagtcaacacctgacctggtatcgcacaatggtcctataaaaattataatggagcta
aaaagcttctatcacctagtgatgttgaagccgttgcaatgcaatgtatcactcacatgtttgtggtaatgctggg
taagcaaaacttactgtactgtcagttgtataaaagcatagcacagttatgttcagcacataatactttataatgata
aacgaatatgttactagtttactgtttacagtaactatttttagcatgtgcttctgcttatttaaaaaatglttaac
tataaaaataatcttttaggcagatcctacaggagggtattccagataaaaggcattattgtcataggagatggcagctcc
atggatgttattgccccctaaagacctccagtgggacaagatgtataggtggaagacagtgatattgatgatcctga
cctgttagaggccaaggctaaagtagtattttattagtttttaacaagagtttaaaaagtaaaaaaaataaat
ttaaaaatagaaaaatcttaataaggatacaaaagaaaaatgtttttgtgtagctgtgtaaatatgtttttgtttta
agttaaatgttacaaaagagtcagagttaaattttttataattataaagtgaaaaagttataaaatgtaagggtta
atltactgaagaaagaaaaattttttaaacagatttagagtagcatgtttataaaaatctacagtagtttacagtaat
atcctaggccttcacattaaactcaccactcaccactgactcaccagagcagcttccaatcctgtaagctccattc
gtggtaagtgccctatacaggtgtacaatttttataatcctttataccatttttactgaaccttttctgctttttaga

tacacaaataacattgtgttacagttgcctatgatattgaatacagtaacttactgtacaagttttagcataggag
ctgtatcatatagcctgggtgtgtagtgaactataccatctaggcttgtgtaagtataatgatgacacagtgatga
aatcatccagatacagtttctcctaagcaacacataactgtatataatataataggtggctttaataataaata
atgaaatataatctctttttctgtcattgacaaaacaattaccagtcctactaattagatcaactgcaaaacaaaa
tctcactcaaaaataaaaatataagtaagtccttcttgattacaattcattagaactggagattttaaaaatgtt
taaatttatatggaataataaaatcatgttttaataattttgattcaatgaggaaatgtaaattagaactaaag
attaataacttagagatttataaaggcaaaaatgttaatgaattaggaacagtaaacatttgaactaatctaaata
ctgattgcatgaaaatgccaataaaaatcaatacatatttttaaagccagtcaggataaaaagaaaaggggaaact
aaaagtgagacattaagtatgagaaggagataaaaactaaagtgtggaggtgatgttaaaaattatattcaggtctg
tgctaatcattttggaatctcagtgagaagtgggcaatctcagtgaaatatacattgtaaagctttgaggagag
acaaaatctgaatagaccctgcaataatgaaaatgtctaggagccctcaagaaatacctgggttaaatgcatctca
gggtgctgggttatcacacctggaagtacaagtaattatgtatctaaattggaccaggtgttagaaaaatattgtga
gacttccaggtggctgcttatgtagccctataccttaactcgataaaaggtagcatatatttaaaaagagagaaaa
ccagaaggtacaatttagggaaaattaaatacttctatttggccaaagtaagagtacattcaaggaattgtgagag
gtaagagtggaaacagaggttggagctgatttttatgctgtgattgaattacagtggtgataaaatattgctctta
tttgggtagattaccatttaacattttgaaatattggtaattggattaactcttaacttttaaaaaactaatctgag
agtggtataaaaggatagattacagaatggataaaagggtgataaaatcagttggctatggcaaaaattgcaggaagaac
tgaatataggccacagaaaaactgaaactgacattttgagtagtatttcagaatcaagatctggattttggcaactgaa
tagatgctgtaggaatcaaagatgagtataactaaatgaacttaactctatgatttgtctgtcattttattgtgtaccat
tagtgtgtatgcatgtatgtatgtgccaggtagttaataggctgactgtgtctcttagctccactctgctgectggg
cctttgccatagtgctggagttccctcacttctctttctgtaaccctattataattactgctgtctctcagctgtgt
ttcattcctcaagcagaaagaagatgggaggatcatatagtagttgactagaagctgtggagtttgagtgctgggat
tatactagttccattacttatgaagattatactagttccattacttcacctcatctataaaaatgggttaccaata
gtacctacctacatgggtttatgagattaaattatgtatttctaaagacatttagaacaatacaagaatatagt
gtgggtcaataagtgacgatgggtgttagttattagaaggccatcgagtgctggagaaaaatattgaatatcattga
tggaaataaaggaagtttccacgttaaaaagcttcgggttttggaaatgtgtgtttcagtttctgagattacc
aggtagaaaattccagccagatgttggaaattctgcactggcagttgggaataaaagtcagtttaaaggagataagttt
ggagttattgtgtaaaaattggtaaaagcactggaatagattgggttgacagaggggaaactcttttgagataggcct
atatttagggacaagagaagagacaaccaataaggggtgaaagaaaccttgagagagtaagtcctatgacagaagca
gggaagtttcagaatgattgcagaaagatcagccaggtctctcctgttctccatcgtgggtgcaggatcaaggtgaaa
aggataaccccatgacaggaattttgcactcgcaggtccgcttcaacatctgtttaggagaaagtgagacagactg
acctgagtaactaaggtcttggaaacagcttacaggtcagaaccaggtgttttccaaagctagatatactgttagcgc
ctttggcaacagaaagaatgaaaagactgttgtctgctgcacagttcgaggggccaaggcagacgaaatctggaga
atgatctaaaggtgcaggagtgtgagttaaagaaaaataaacttctcagatactggaaactttggtttgggaccag
gaacacattgatctgggtatcagatacgaccaagcattgatgtctacagcctggacttctatgtgggtgctgaaaa
gccaggttccatcattgcaggtagaagtgccggcaggtctcatttgggtgcaaaatagaatcagcaaaagaggagcc
atgctgctgggtccagcagaagatgagggatcctcctcctggcaataaattctcatttctacccaaaagggtaa
taaaaagttttagtgaaatgttttaaaaaaaaataaaaaaagatcagccagcagccaggatgggattgtgaaaac
agcaggaattagttgttgacaaagcattaaatgaccattaaagaaatcagcctcggctgggcatgggtgctcatccct
gtaatcgtaaacctttgggaggccaaggcagatttcttgagtccaggagttgagaccagcctaggcaacatggcaaa
accctcgttcccttaataaataataaataaataaataaataaagcaagcaagcagggcttgggttaggcgctg
tactcctagctactcgggaggctgagggggtgaaacctgggaggcaaaaggttgcagtgagccaagatgcactactg
cactccagcctgggtgacagagtgagaccatggcaccctcccttcaaaaagaaatcagcctcataatcaatctt
ctctggattaaggagtaagagcgtctcaagatttgcgtttatagagagggaggctaatagtttgagagagatacag
aatctagggagagtggtgggttttggcttctcagttgtttgccagccttgataaagaatgaagattacttgagcat
attatttagagacaagtgagagagaataaaggcactgcccagataggagataattaataaagcacttgtccaaaatag
aaacttgttgaaacaggaagagacgtcaagtaaaaggagattttaaagatgggagaagggaaattttgagtggttatt
ggatgacctcaggggtccagtaaaagcaggagctgaattcatcgaaggtgatgltgggtcaggatcaagagagagg
ttgggagaacaaagtgctaaaatcgttgggtcaagagtttaaaaagtgataaccagaagagttattgagtgatagg

ggtttgaataggcaaagctgtaggaaaggggctggaaggaatattaggaggaacactaaatatacttctgaggtc
tacctcctggctctgtgaacataaaggagctgaaagagtaatggctgaagttctttagtttagctaaagtttttagc
taaagctagaattggtgaaagttgtatttgaggaaaaaagtttaaggatacagttgaccgttcgataatgtagccca
ctggtgaccagaagccctacccacaacataaacaggcaataaacacatattttgtatgtgtatataatagtatactct
taacaataaagtaaaactagagaaaagaacatgtatcaagaaaatcataaggaagagaaaacacatttacagttactgt
actgtatatttgggtaccatacatttatgttgctgtttacaagatgaagcatctgtctgaaatggccagcagctaca
gotgtacctatctactgtacatatcaagcaagtcactttattcttataatgtctatgacttctttctttgaaagcgc
ttccatcatcactgttggcacttcataatgggtctcatgggttaaggtttacggcattgcactagacacaatgaaaa
ctacacaagagggccgggcacggtggctcacgcctgtaatcccagcactttgggaggccgagggcggcgatcatga
ggcaggagattgagaccatcctggctaacacagtgaaaccctgtctctataaaaaataaaaaattagccaggcat
ggcggcacgtgctgtaatcccagctaatcgggaggctgaggcaggagaatcgctttttccagaaggcgtagggtg
cagtgagccgagatcgtgccactgcactccagcctggatgatagagggagactctgtcgcaaaaaaaagaaaaaa
aaagaaaagaaaaagaaaaacacacaagagccgtgagagagatagcttttgattgcaatacacaatttactggagaga
tgagctgatcatcacagagatgattagtgccacacagtggttttaaacagattcttgcaaccctggagttcactgcagt
agcaacagaagttagctatgagatttttaacagtagtatagttatgtactacagttaatattaggtagctatgatttaa
tgctgcatctttgcatttgtttacatttatcttgactacaagtggtattatgtctggctttaaaggtttggtgcata
tgttttgatgaatttttaactttttataataggtttgtgtatattttatggcagtaaatgataaaacagactaatcta
catatattttatgtagtcacataaaccttaactttttcttaactttttgatattttctagtctatgtgtttcatct
gcaggttttttcaaatggttgaatctctgaaaaatttttatgaaaaaaaatccatataatgtaagtggaccacaca
tttcaaacctgtgttcaagggtcagctgtgtaaaatatttctcctcaaaattaaagtggaagggagagttactacta
gtagaaagtagaactgtacccttgggcaggggt
tagagaataaaaaactggcccttattagctttaattacatgaaaaatgaaaaattttagccaggccacagtggtcca
ggcctgtaatcccttaactttgggagaccaaggggagtgatcacttgaggtcaggagtcaagacagcctggccaa
catgctgactcaccctccctactgaaaaatacaaaagttagccaggccgagtggtccctacagtgctagctact
cgggaggctgaggcaggagaattgcttgaaccgggaggcaaggttgcggtgagctgagatcgccactgcactcc
agactgggtgacagagcggagactccatctcaaaaaaaaaaaaaaaaaaaaaagatttgaaaaacagagtatttttaa
cttgcaagagctttacagccttttattcatatgtataagcttttaagatgactaaaattttagtggactttcca
ctcattggaaatcctatattgacaggtgttaattcaatttttagtgagtgatcatggctcagagagataggactag
aatgaggaggtcacattgggagactctgaaacagatacatgtgagcctcccaactttttaatattggttaacttagaa
gtgttgaattttgggtgctgacaaggcagcaggtagataagaattgcaaggttaagaaaaatagactgtaatatgag
ggtaaactaatgtattaaattttaaaatgtactttccatgtttttctttgaattgtcagtaattttgtttcaactg
gtattcatacatagattatccccaatggtgacaactagtagatttatataattttttatgttgcctatcctttttt
gggtaaggattaacagaatgtataatcacctacattataggtacactactaatcacttgctacttgaaaaaacctaa
agctttgaaatcctttttattatgacacaaaacttatgccccaaaaatggagataaagagaaaaatgtcatccactaaa
ccccaaaaataatggtgacaatgtgggtctactcgtagactcgcatgacttaatttttttaaatcttattgcata
tttgactagataataaatgcataatgggttaaaaaatccacatgggtcaaaaaagtacacctccactcatcttccatg
tgatatttctttctgcttagcaattctgtatttatcttgctaaacatgaatgacagttggttgctgaaattacatt
aaatgtgacgtaataaaatcattgtaagtttacatttttttaactttaataatttttaagtttttaagagagatg
aagagtagtagtactgctcttcaagtagtactactttaccttacttttactgtttttgtaagaaaaataggccgg
gagcagtggtcagcctgtaatcccagcactttgggaggccgagagcggcgatcacgaggtcaggagatcgagac
catcctggctaaacaggtgaaaccccgctctctactaaaaatacaaaaaatagccgggcatgggtgctgcgcctgta
gtcccagctacacgggaggctgaggcaggagaatggcgtgaaccgggaggcagagcttgacgtgagccgagatcgc
accactgcactccagcctgggcgacagagcgaactccgtctcaaaaaaaaaaaaaaaaaaaaaagaaaaagaaaatt
atatagaaataaaatccagctattccaaaactgcaccttgaatacaggtacagaattgctaaaaccgtgtaccatt
ttgtagtttttagcatgctttttgtgtaactgcactcgggtgtttgatcctcatgagagccctgttaaggaagggtacat
attattgtcctcattttcttccgaaaacacatcagagtttgatatttgactgtcagcattcaaatacaagcttttta
tttataaaatttgggtctttatactgtggctaaaaatcttaaatcacttgctcatgatttgaaatggtttataccgat
tttttttgacatttatacacacatacacatatttttaaatgtctataataaaatcatgctcatctttgaaaaata
ttaggagtagtactagtggtacactacatacttgctattcagcatacctggttttttgttttttgagacagttct

tctctgtgggtccaggttggagtgacagtgccagatctcagctcattgcaacctccgtctcccaggctcaagtgattg
tccctgcctcagcctcccaagtagctgggactgcaggtaacacatcaccacgccagctaattttttgtattttggta
gagacggggtttcaccatgttggccaggctgggtctccaactcctgacctcaagtgatcagcccacctcggcctcca
gagtgctgggattacaggttgtgagccactgcacctggcctgtttttaaattcacataaatatgttttataattttc
attagggagaagaaggttgtgtctacaatttttaagacattggggagatttagatgccagtagtaacttaaaagaga
aataattgcaaattcttttctcttgagtatactttcatttaaggtacagtggtctgtaagttacttttaccgta
aacttcttaatgttgcctattgtttgtcttacatttttaggttggatttttcttaagtcacatgtctaataaaaaa
acccttaaacctcattttattcgtctcgttagtgaatgcattgtgtacatattagatttttctcttagataac
tcagcttcccctattaagtgccacatgtattacaaaattttatattgttttattgttttaataaactcttgagaact
agatacattttaatcatttgaataacttacattttctaaaacacttcattttccctgggttcttcaacaaaagagat
gcatgtagtacaaggatagctttaccctgtggttagaagattgtttcacacatttacatcaactgcatagtcctgtttt
tgttgggcccctaatgccagcatcacttttggctactgctgtttctgccttaaggcaatagcctctgtctagtttg
ctgattctgatactcttcccctggaaagtaggtaatacaagtttgtgaggagctgtgtgttaaggagtcataaat
ccttgtggggagccctaggtgtatagacatagctgtagggcagaggccttggacacttattctggatagcagtg
cctttgcctatggggttcatgggtcagagcgtgtgtgaccttgaataaatgggtgttatgataaattgttttaa
gggaggagagttattctgatctcttctgtattgatattgctcttatttattattgagctggatttaagtatcaatca
tttaaggtcaaatcttaatgtatataatgttcttaaatggctacgaccagttaccatagcaatttagtgaataaac
tataatggaacatttttttcaatttggcttctcttttttctgtccaccagGGAGTACTATTCCCAGTCAGAGG
CGCTATGTGTATTATTATAGCTACCTGTTAAAGAATCATCTGGATTATAGACCAGTGGCACTGTTGTTTTACAAGAT
GATGTTTTGAACTATTCCAATGTTTCAGTGGCGGAACTTGCAgtaagtgcttgaattctcatccttccatgtattgg
aacagttttcttaaccatctagaagttacataaaaaatttagaagaagaatttaccacatttgaattttatgcaagg
agactatatttctgaagcatttgaacaaattaattagctttgttgttcaactcattgggctaaagaagccaaaagca
atgggttttaattgtagtcgaagccaaattatatttgaagaagaatttctgtgttataaccaccaaatacagccca
attctgactagatgatggaagaacctgtcccacagaggtccagcatgaggtccagcagaggtccaccagaggagtt
cagcaatttgcctctcttagggcagggatcaattccttaatatcttaggaagactaggtattgacagtaattggtgac
aaagcaatgaaaaggaaaggaagaagtataagacgtggcagcaagctgaagtatgatgagtaaaagaataggaatca
aagtatgtggaggttagagaaaacctggatttagatccagattctagtccatctctgtcatataatctattgcgta
acctgagcatatcatctacctctctttgagtttgcctgtcaataaaaatgaagagactttgaaatctgagacttct
ggataagtaactaaatacagattatgtcaactgatgtctgocctctatttatttctcccttttaccctaactctataag
tctacctcagtcacctgatcctattctacttctctgatgttgttgcagataggtgtgatcctcctcagatct
tttctgtattcttagagacagataaactttatcaaaagaccacagatttattagtatagcatgttaaagcttcttaaag
agtctcattgatgctcttttcatctcagtaacaatttttaaaactgctgaatgcaaggtactgagctgttggaggtga
ctgacagatgaatgtaacagattcatagagaaggaaaaaggaagaaaaactcatgctcttctctatagatattgatctc
agtgtaaagagccaagagaaaggtataaagtatcatgcagatattaaagggaaagaaaacattcacttttagtaacttt
cctcattttctagtttctctcttatgtactatgatttaataactgtagtaaaagtttataaaaatagagctatagta
attaagtgagggttgtggggctaggcacgaggctcacacgtgtaaccccagcactttgggaggctgaggcaggcgg
atcgtctgatctcaggagttcgagaccagcctggacaacaaggtgaaccccactctctactaaaaacacaaaaatta
gctgggcatagtgccacacacctgtagtcccagcttcttgggaggctgaggcaggagaatcgcttgaatccaggagg
cagaggttgcagttagccgagatcatgcccactgactgcagcctggacatcggagcaagactttgtcttagaaataa
ataaataaataaaaataaaaataaaatgggaagttgtgtatataaattataaatgctacattcagaaaagcttttga
ggttgtcagacagtttcttaaggaagttcaccagttctttattgaaacattgaagaaaacatacagtttagactggc
atlaaaactgaaagaagtggccagacgcagtggtagaocgagtggttcaocgctgtaatcccagcactttgggaggt
caaggtggatggatcacctgaggtcaggagtttgagatcaggctggccgacatggtgaaacctgtctctactaaaa
atacaaaaattagccaggcatggtgatgctgtcctgtagtcocagctacttgggaggctgaggcaggagaattgctt
gaagccgaaaggtggaggttgcagtgagccagattgcgtcattgcactccagccagggcggttaagagtgaggctccg
tcttaaaaaaaaataagtaataaataaaaactactgaaagaagtattacaggcaatgggaaatagcttgagtg
aagtgacagagaaggaaaaagctggacaagaatgtagtgctagagaataggtatggaacgtgtgagtgactgttaga
ggatcttgaatggggataacagacttgatttcataaaactgagatgtcatgataaacttgaggactaaacctgt
tttaaggacagttgtatgcaaagttgtaatcgcaagaggaaaaaatagtggaagaagaaccagtaataaaaacttggc

ttaatgcaggatgctaaagacaatcaaatgggatttcattaatTTTTTatttggcatttatagccaaagattttgta
 aaagttttgagcccagtcagggtgaaatagtcctcagaaagaaagaaagtgaaatctgagacttggagacattaatggt
 gatattttggTTTTTaaacgtgTTTTTaaatccggtaaagtgagcttctcacatgacaataattcagtgggacttggg
 agtatgggttcgaatctaggttaggagatataatcgatattttgggcatcatcaggaaaggagagtagttaagcctt
 catataaataatggtgtggcgtttgggcatgggaagcttggaggaaaggaagaaaggagagggtgaggactgaga
 taagaatggcaacttgggtttaggaagaagaagaggaaatcaatgtagagaaacagatagtgctgaaaaatacagcatc
 tctgtagggatggcagctTTTTTctgattttgtcttaataatttctaagagatggaaaaagctactatattctag
 acatttaacagggttaaaaatgttactaaaagatgatcaatgtggTTTTTcattcaagactataacaatatgtatata
 tccaaggaaatttaattctgacttaaaaaaattgTTTTTgcttgatagatttagggacacaagtgtaattttgttac
 atgcatagagtgatagtttcaagtcagggtTTTTTtaggttgctccatcatctgaataatatacattgtaccatlaag
 taatttctcatcttctactcaccgttcaagtcctcactatttatcatctccattctttacattctgattttcattta
 ctagggtgatattagctgTTTTTgcatgctttaaagaaatacctgagactgagattaaacagggttaacctgtttt
 ctttatgaattcttctttaaattggctcatggttctgacgctgtacagaaagcatagcagcatctgcttctggggag
 gctcaggaagcctccaatcatggctgaaggcaaaaggggagcatggtgagaaatgggagcaagaaagagaaggagtg
 gtggggagaagggtccaccacttttaaattgccagctcacttaccaccaagaggatggcccaagccattcatgtggg
 atctgcccccatgattcaagcttcttccaccaggccccacctctagcactggggattacaattcaacctgagatttg
 ggagggaaagatatccaaactatatacactaggtctggatcttggtatttattttttggaacatagtcataatatacc
 aaggatatataattgtagaagtccacagaaccataactaataattggacttctgcttaggttaggtcttatctatctgaaa
 catgatattcatttgcagagaagattatTTTTTcttagtgattgaggaaatcttactacttatacatttttaatat
 aatactataatatttgaagatgcacatttttagatgtagtttaattgaaacctggaaatactattaatttgctTTTTT
 aagtcctaaaatcaggattatcagattctgaattaatggagtttaaatcaaaaagattacaaggcagtttttcagtt
 ttattctggttaattttatcacagctttggaatcctactttgTTTTTatttgcttcttgaagttagatttcccagtgaa
 atttcagtatcacataaagtcttatgaaatggctcattgcactttgaaactttgagtcaggaaagtgaaatttattga
 tagattggttggtgtaataatttatctgtttgtggtagctTTTTTgataataagtgctcttagaagaccatggtggag
 tagcctgcatgcttttatcaaacataatattatgtgatggctgatactgctttagatattacatagaaatagtagt
 aggtgttactaaactggaaatttcatTTTaaacttggTTTTTtagcttggccttgctcagtcacattgataaaaaatgta
 agacttttgtttatcttttagaataatgacaccttttgggtgctgagaattttttgttttatataatataatataat
 acgtaataataatacaaaaatataatttaaataatgtataataatttctcatacactttatgtaactttgtgctcctggtt
 ctctattatcttggcatgTTTTTctcaaaatggcacttcttaacctcctaagggttaataaatttctttgtaattggact
 tttgttttctaattcctcagcgtatgacaaatgaattatactttgtcaaattatttaggtaactttcagtttttgaa
 gtccctgggatcataacattcatcagctTTTaaattctgtcattaaaggtcatttagctataaatgaatttatgagtaga
 tttaaaaataaaaacatacaaatccttcccttaacacactttcccaccatttgggttcaactgctagtgtaaaagcatg
 atgaattttgagaagttatattttaccagttactttattttttaccagttattttaaacaagacatgagccaaagcca
 gaatacttgttaatgaaaatgaggtgttttggaggaaaggaaggttggctgcagtttttacttgaaatcgtttaca
 tttctttacagaaatttcaaatctcttgtttcctgttatgatgggtggcattatatacctttaaaatgtgagctatag
 gaaaatgaatgatggtaatttttttaataaataatttagacttgtgtttttgaaattttttataacattgttataggt
 tttatcctcttctcttgtgaacatgtagtgatttgtattttgtgatctttgccgcatgctagagacttaagaatac
 tatagcaaatatctgtcttctttacatttaaaaatttttctgtgactactccctggtgatctgtctttaaagttac
 ttttgatgtagttcacaatgtaccagataaattatttcatcgTTTTTaatgcttaaagtttttatttgtattaggat
 ttttagtatgatttttaattgtaagttttgaagttactctgccactagaagcttaattttgggacttactattcatg
 aaataggaattgacttttatataagtaataggaccttattttgaaggttcaaaactggagaaaatcttacattgttta
 tatttttatttcatttatttcagttgatttgccttgagatcaagattgcagatacagaatccatatttctgttatatt
 gctgatattaatcattaaaatcgtttttgacagtttgacagttaaaggcatttcctgtgaaataactggtatgta
 ttttaaccatgcagATCCTCAGTTTGTGGTCTGCCAGCTAAAGGTGAAGATATATTCCTCCAATTCAGGACCCACAG
 ACGGGAAGACAAGTTTCATGTACTTTGAGTTCCCTCAGCCGTTACCTGTGTGTGGTGTATCAAAGTAGAGTTCTTCC
 ACAACAGAACAAGATGCTAAAAAGgTTTTTgactttactttcattgggagaaatatccaaaaataaggacagattaa
 aagctatattttattttatgacatgtaaggaactataaattgttttctattagatctgcaggtgttttgcctactct
 ggcattggtgagacattataagggtaaataatcctgtttgaggaaagcccttatggcattgtaacatgagaggaa
 tttttcttaacaaggatgggttaactgagaagaatttagcatgggaccaatattttaaaaattttgggtctataggtag

aaatgagatctgttctgtggctcttatgtagtgacacaaaccactttttctccattttggcttatgtttctttttctt
tccttt
catgtgccaccacaccagctaatt
gtctcaaactcctgggcacaagcagtcctcacgctttggcatcccagaaggttgggaattacaggtgtgcccacat
gcttgcccttaacgtttcttaagacttgattatttttctatttttagcttctgtggatttactgattaatttttaacta
ggagagaaatcagatgaagaggaagtaataaagaatgaaaacatgggtatttaaattgtgcaggtttagaaagttaat
gaagtttgaatttgattgatctgtatttagagaaggcaacgtcttatttttttaaaccactatccgcctgtgog
gtggctcacgcctgtaattccagcactttgggaggctgaggtgggcagatcagctgaggtcaggagtccgagaccag
cctggccaacatggttaaacccccatctctactaaaaatacaaaaaaattagccgggtgtggtggcaggcgcctgttt
tcccagctactcaggaggcttgaggcaggataattgctgaaccgagaggcggagggttgagtaagccaagaatgca
ccattgtactccagcctgggcaacaagagtgaactccatctcaaaaaaaaaagaaaaaaaaaacaactatcttc
atftaaaatattaaatgtgaatatttaaagtgagactaagggtgcaacatttttagatagtaatgaagaaaaggacta
actttgtagtgttctgccttggtaaacatactagatagcatattgccaatctttaacatctcaatgataggatt
tatttactttttctgatttttttagcttttcttttgaaagaaaataagaggaagtttcatttactgcaaaattttaaat
gctgctttgatgtatcagtagagataaattttcctttatccagaatccaagtagctggaaaaaaaaatcaaaat
gctgaaacttttttttttttagccagaaaccatttctctatcgtctgtacaaaataaaagttaaataatctcaataac
ttagaaaaatttttttttgataatccaggaagtagtagcaactgttttaaaattaagataactagtaagttttatt
agctttcaaaaataggcatctacatcatcatctctgcataccttttaggaatttcttaattcttatttcccttcatct
gtactttaacacatgcaaaattgaaggttagattaaatatttatgatttattttgtttatccttgactacataaatt
ccattttattgattttccctgccttatttaagaatatgctatgattaaacacaaaaaatttttagtataaccataat
atatatagaattcacctttttgttatttaaataattttggcttattttcttctaagtaaaatacaattactggctaa
aataattgaaataagcaaaaaaaaaattttaagacctgtatacaagattactttgccaggtagctgttaaagatg
caatgacatttaagacgtaacatccttaaggatcttattttctggggataaaaaactttaagataaattagaataa
aagatttaaatggcattttaaggtaccaggtaccagataagatgtcacaaggctgtatatcatttaattgccaaatga
tttatacaggccagatttctttgttgggtcaatagaggtttaaagtgatgaacttctgttgtgtttttttatga
ggattatcttatttagtaagaagtgatttttttaagaacaagcattttataacatcaaaagaaatcagtagtactc
tttctacccccctcatatttattctgaaagtagtcaagcattatattgtcatgtaagaaactggagcttctcatgtt
tgtattgctgtagaagtaaacatgtaatttgccatgcgtcatcagggaaggtgcactcaccgtccaagaactttgtt
aaagtaaatcttggaataggttagctcatttgaaatgtagaaaaattaaatccatatctgaattttgtttatgta
tgtacacgtaaaactaaaaacgtatttaagctagtagatgagaaaaagaggttttttacttaaaattttaaggc
aaaagtagtttatcttagatctgtgagattgtattttgggtttaaaatttgagaatttgagtgaaagaaaaatcatg
tgaatgaaatgcaacagataactcagattgccttataatagctctttgtgtttaccttattcagaatatcaaatga
tagtttattttgttgactttttgcaaatgtttaacatagggtgacagattttcttttttaaaaaataaaacatcatt
aattaaatagtcattttcattttctttttcttt
TACATTCTTCATACCAGGACCAGAGGAAACCTCAGAAAAAGTAGAAAAATGGAAGTCTATGTGATCAAGAAAATCGATA
GCATTTGCAGTATAGAGCGTGCAGATAATGACAAGGAATATCTAGTACTTACTTTAACAAAAAATGATCTTGACAAA
GCAAATAAAGACAAAGCCAACCGTACTTTTCTCAAATTTAAGgtcagttaaattaaacattttgtgggggtgtg
tgacttgtatgtatgtgatgtgtgttttaattctaggagtacagctgatgaagaacttgcttgacaagtttttaactt
atgtattatttcgaagcagtgttacgtagcagtaacatgaaagtttctaataaaaataccaatgtacacagcgtca
aaaaagctgcatttttctttttcctaattcttctgtgtttgctgaaatctggggcaaaaggtgogggagggggctaaa
tgactgggatagagtaggaatgggagaggaaagaaatagatgggaactcagtcatttgggaatgattcatatgga
atgtttttactgttccactcctgtctgccttccaatttattctcaatccctcagagtgatcttaaaaatagacttg
atgtgtcacttctgtttacactttataaggaccttgggttttttttttttttttttttttttttttttttttttt
ttagcacagggtacctcctacatcagcactagtcaccttctctccttgtttcttgagattcagtcatactgggtctt
totcagttcttcaaaaatgctaagcttctgccttcttagtctttccagttattttcttctccctgtaccttttca
totcagccttttccctgaccttccatagctatcttcatatttccagccttagcttcaatctcatattctctgaagt
cctttgattgtcctccogttattcttttttttaaaaatcctatttcttattatgtatctttagaattatttgggttgt
ttcatttttgctatgtgtgataatglatttctacataggtatataatctactttatagacaagaattcttcagat
taaaaaaatctgatttgtaaacattcccagtggttgtttaccatttttttcttcccccttctattttctatttcta

AGAGCTTTGTGATATACTGGTTCACATCCTACCCCTTTGCACTTGTGGCAACAGATAAGTTTGCAGTTGGCTAAGAG
 AGGTTTCCGAAGGGTTTTGCTACATTCTAATGCATGIATTGGGTTAGGGGAATGGAGGGAATGCTCAGAAAGGAAA
 TAATTTTATGCTGGACTCTGGACCATATACCATCTCCAGCTATTTACACACACCTTTCTTTAGCATGCTACAGTTAT
 TAATCTGGACATTCGAGGAATTGGCCGCTGTCACTGCTTGTGTTTGCGCATTTTTTTTTTAAAGCATATTGGTGCTA
 GAAAAGGCAGCTAAAGGAAGTGAATCTGTATTGGGGTACAGGAATGAACCTTCTGCAACATCTTAAGATCCACAAAT
 GAAGGGATATAAAAAAATGTCATAGGTAAAGAAACACAGCAACAATGACTTAACCATATAAATGTGGAGGCTATCAA
 CAAAGAATGGGCTTGAACATTATAAAAAATTGACAATGATTTATTAATATGTTTTCTCAATTGTAACGACTTCTCC
 ATCTCCTGTGTAATCAAGCCAGTGTAAAATTGAGATGCTGTTAGTACCTACATCAGTCAACAACCTTACACTTATT
 TTAGTGTGTTTCAATCATAATACCTGCTGTGGATGCTTCAATGCTGCCTGCAAGCTTCTTTTTTCTCATTAAATAT
 AAAATATTTTGTAAATGCTGCACAGAAATTTCAATTTGAGATTCTACAGTAAGCGTTTTTTTTTCTTTGAAGATTTAT
 GATGCACTTATTCAATAGCTGTGAGCCGTTCCACCCCTTTGACCTTACACATCTATTACAATGAATTTGCAAGTTT
 TGCACATTTTTTAAATGTCATTAACCTGTAGGGAATTTTCACTTGAATACTGAATACATATAATGTTTATATAAAAA
 GGACATTTGTGTTAAAAAGGAAATTAGAGTTGCAGTAACTTTCAATGCTGCACACAAAAAAGACATTTGATTTT
 TCAGTAGAAATTTGCTACATGTGCTTTATTGATTTGCTATTGAAAGAATAGGGTTTTTTTTTTTTTTTTTTTTTTT
 TTTTTTAAATGTGCAGTGTGAAATCATTCTTTCATAGTGTCCCCCGAGTTGGGACTAGGGCTTCAATTTCACTTCT
 TAAAAAATCATCATATATTGATATGCCAGACTGCATACGATTTTAAAGCGGAGTACAACACTACTATTGTAAAGCT
 AATGTGAAGATATTATAAAAAAGGTTTTTTTTTCCAGAAATTTGGTGTCTTCAAAATATACCTTACCTTGACATTT
 GAATATCCAGCCATTTGTTTCTTAATGGTATAAAATTCATTTTCAATAACTTATTGGTGTGAAATTTGTTCACTA
 GCTGTGGTCTGACCTAGTTAATTTACAAAATACAGATTGAATAGGACCTACTAGAGCAGCATTTATAGAGTTTGATGG
 CAAATAGATTAGGCAGAACTTCACTAAAATATTCTTAGTAAATAATGTTGACACGTTTTCCATACCTTGTCAGTTT
 CATTCACAATTTTTAAATTTTTAACAAAAGCTCTTAGGATTTACACATTTATATTTAAACATTGATATATAGAGTAT
 TGATTGATTGCTCATAAGTTAAATTTGGTAAAGTTAGAGACAACCTATTCTAACACCTCACCATTGAAATTTATATGCC
 ACCTTGTCTTTCATAAAAGCTGAAAATTTGTTACCTAAAATGAAAATCAACTTCATGTTTTGAAGATAGTTATAAATA
 TTGTTCTTTGTTACAATTTCCGGCACCAGCATATTAAAACGTAACCTTTATGTTCCAATATGTAACATGGAGGGCCAG
 GTCATAAATAATGACATTATAATGGGCTTTTGCAGTGTATTATTTTTCTTTGGAATGTGAAGGTCTGAATGAGGG
 TTTTGATTTTGAATGTTTCAATGTTTTGAGAAGCCTTGCTTACATTTTATGGTGTAGTCATTGGAAATGGAAAAAT
 GGCATTATATATATATATATAAATATATATATATACATACTCTCCTTACTTTATTTTCAAGTTACCATCCCCATAGA
 ATTTGACAAGAATTGCTATGACTGAAAGGTTTTTCGAGTCCATTAATAAACTTTATTTATGGCAGTATTCATAATTAG
 CCTGAAATGCATTTCTGAGGTAATCTCTGAGTTTCTGGAATATTTTCTTAGACTTTTTGGATGTGCAGCAGCTTACA
 TGTCTGAAGTTACTTGAAGGCATCACTTTAAGAAAGCTTACAGTTGGGCCCTGTACCATCCCAAGTCCTTTGTAGC
 TCCTCTTGAACATGTTTGCATACCTTTAAAAGGGTAGTTGAATAAATAGCATCACCATTCTTTGCTGTGGCACAGG
 TTATAAACTTAAAGTGGAGTTTACCAGGAGCATCAAATGTTTTCAGCTTTAAAAAATAAAAGTAGGGTACAAGTTTAAAT
 GTTTAGTTCTAGAAATTTTGTGCAATATGTTTCAACGATGGCTGTGGTTGCCACAAAGTGCCTCGTTTACCTTTAA
 ATACTGTTAATGTGTCATGCATGCAGATGGAAGGGGTGGAACCTGTGCACATAAAGTGGGGCTTAACTGTAGTATTT
 GGCAGAGTTGCCCTTACCTGCCAGTCAAAAAGTTCAACCTGTTTTCATATAGAATATATATACTAAAAAATTTAG
 TCTGTTAAACAGCCTTACTCTGATTACGCCTCTCAGTACTCTTGTGCTGTGCAGCAGTGGCTCTGTGTGTAATG
 CTATGCACTGAGGATACACAAAAATACCAATATGATGTGTACAGGATAATGCCCTCATCCCAATCAGATGTCCATTTG
 TTATTGTGTTTGTAAACAACCTTTATCTCTTAGTGTATAAACTCCACTTAAAAGTATTAAAGTCTCATTCTTGT
 CA

FIGURE 5

Natural antisense sequence (p73as): SEQ ID NO: 8

>gi|16445433|ref|NM_017818.2| Homo sapiens WD repeat domain 8 (WDR8), mRNA

GTTGCAGCCTGCTGCGCGCCAGGGTCCCAGGGTTTTCCGGCGCAGGGTGGCGCCCGGSCAGGCGGCGGCCATG
 AACTTCTCCGAGGTATTCAAGCTCTCCAGCTTACTCTGCAAGTTCTCCCGGACGGCAAGTACCTGGCTTCTGTGT
 CCAGTACCGGTTAGTGGTCCGGGATGTGAACACCCTTCAAGATCCTTCAAGTGTACACGTGCCTAGACCAGATCCAGC
 ACATCGAGTGGTCGGCAGACTCGCTCTTCATCTGTGCGCCATGTACAAGCGAGGGCTGGTGCAGGTCTGGTCTTTA

GAGCAGCCCGAATGGCACTGCAAAATAGACGAGGGCTCAGCCGGGCTGGTGGCCTCGTGCTGGAGCCCGGACGGGCG
 CCACATTCTCAACACCACGGAATTCATCTGCGGATAACCGTCTGGTCCCTGTGCACAAAATCCGTGTCTTACATCA
 AATACCCGAAAGCTTGTCTGCAGGGAATCACCTTCACCAGGGACGGCCGCTACATGGCGCTGGCAGAACGGCGGAC
 TGCAAAGATTACGTGAGCATCTTCGTCTGCAGTGATTGGCAGCTCCTGCGGCATTTTGATACGGACACCCAGGATCT
 CACAGGGATTGAGTGGGCCCAACGGCTGTGTGCTGGCAGTGTGGGACACCTGCTTGGAGTACAAGATTCTGTGTG
 ACTCATTGGATGGCCGGTTGTTGTCCACGTACAGCGCTTACGAGTGGTCCCTGGGCATCAAGTCTGTGGCCTGGAGC
 CCCAGCAGTCAGTTCCTGGCAGTGGGAGCTATGATGAAAAGGTGCGCATCCTTAATCACGTGACTTGGAAAATGAT
 CACGGAGTTTGGGCATCCTGCAGCCATTAATGATCCCAAGATAGTGGTGTATAAGGAGGCCGAGAAGAGCCACAGC
 TGGGACTGGGCTGCCTCTCCTTCCC GCCCGGGCCGGGCGGGCCCTCTCCCGAGCTCAGAGAGTAAATATGAG
 ATCGCCTCTGTCCAGTCTCCTTACAGACACTGAAACCTGTTACCAGACAGAGCAAACCCGAAAATGGGCATAGGAAT
 GCTGGCATTAGTCTGACAGCTACTTCCTGGCGACAAGGAACGACAACATTCCCAATGCCGTCTGGGTCTGGGACA
 TTCAGAAGCTGAGGCTGTTCGCGGTGCTCGAGCAGCTGCCCGAGTGGCGCGTTCAGTGGGACCCGAGCAGCCG
 CGGCTGGCCATCTGCACGGGAGGCAGCAGGCTCTACCTGTGGTCCCAGCGGGCTGCATGTCCGTGCAGGTGCCTGG
 GGAAGGCGACTTTCAGTGTCTCTCTGTGCTGGCATTAAAGCGGAGACTCGATGGCCCTCCTCAGCAAGGATCACT
 TCTGCCTCTGCTTCTGGAGACAGAGGCAGTGGTCCGACAGCCTGCAGACAGCTGGGCGGCCACACGTAGCAGCGG
 TGCATAACGTGTGCAGAAACAGGGCTACTCTGTGTTCCAGTGTGGGAAAAACACAGCTTCACCAGGAGGTTCTC
 CACTGTGGTGGTCTGGATTGAGTATTGATTCTATTTTCTATAGCAAAGCATTTTTGTAAATATGTATGGTATAAA
 ACTGTAGTTTTATTATTTAAAATAAATACTTGCTGATTTAAAAAATAAAAAAAAAAAAAA

p73Natural antisense sequence (Hs.668503): SEQ ID NO: 9

gcaagaggGCTGCCAACGCTACTAATCAGACATGCTGGTCCACAGGGCTGTCCCAAACCTGGAAAGAAGTCTTAGA
 AAATAGATGATTTCTTCTAAAACGTAAATTGGATCATGCCTCTCCCCAACAGTCTCATGCCTATGGAAGGGAATCC
 TGTCGCCCAAGGGTTCTCCCTCCTGTCTCCTCCAAGAACCAGGCAGTGTGGGTGGGGCAGCAGGACCCAGGGTCT
 CgGAGCTGGGGCTCCCCAGCCTCACTTGGGGCTCCAAGGCTAAGTTCGTGACCTCCAGGGCCCAAGAGTGAAGT
 CCTCTGGCTGCTCCAGAAAGTGAAGAGAGAAGAGCCAACCCCGCTCGGGCCACGAGCCCCGAGGCaCTGACCACAG
 CCAGAGCAGGCCCTGCTGGAAGCTCCGTCCCTGCTGCAGATCCCTGCGCCACATGATATCAGCAATTGCTGCAATTT
 GCCCTAAGTACTCTGTTTTCCCTAATAATCCACGTTTCATCTCCACAATAAACAT

p73Natural antisense sequence (Hs.674463): SEQ ID NO: 10

CACTACAGGGAACGGCCAGGAACCCATCCACCCGTCGCCAGCTCTCATCACTCTGACCTCTGGCTTTTTGTTTCCT
 GGGGCATTTACAGCAAATTCACCTATGAGACCGTCTCATCCGTAATACACCAGTACATGCTTCCAGCAGCTTGGT
 GACATGAAAGGACCTCCGTGGCTGGCCTTACTCCCTGTGGATGCCACAGCTGCAGGATCCTGGGGCCCAACAGAAG
 CCGGTGAAGGAAGAGTTCCTGCTCCAGCAGAACAACACTGCCCTTTGCCAGAAATCCTGCAAACCTGAGGCTGGACG
 ACTTGAAATACTCATCAGCGAGATTACCACGAAGCCAGGTGCGAGGGACCCTCACGCCTGTTGCTGCGTGGGCCGC
 CCAGACATCGCCAGAGACCAACCCGAGAAGATGCTCGGAGCCCAACATCTACAAACCTGCCCCGCCACGGnCCCCA
 GGCTCAGAAACTGGTTTTTTAGTCAGTCCAATGATTAGCTTTTTTTTTTctcTTTgTtCCATAGAAATGCCTC
 TTCAAAGCATTATGGGACAACACACCCACCCAGTTTTCTGTACCGgTGGAGCTTCTgGGGAAAGTTTCAGgACTAGGA
 AcacacagggcGGCTCAGGACACATTCACCCCAAAGTATGACTGTGGAGACCAGAATACGCCACCCCTAAATATGAC
 TATAGGAGACCAGAATACGTACCCCAAATATGcCTGTGGAGACCAGAATAGCCACCCAAATATcc

Natural P73 antisense sequence (Mouse) (WD repeat domain 8): SEQ ID NO: 11

>mm9_knownGene_uc008wbj.1 range=chr4:153516481-153542372 5'pad=0 3'pad=0
 strand=+ repeatMasking=none

GTACTTCCGGCCGCTGCCTGGGGCGGTTGCGGGAGGTACTTCGGAGCCGGGCTGGCCCGGGCTGGCCGTGGCCATGA
 ACTTCTCGGAGTCATTCAAGCTCTCGGGCCTGCTCTGCAGTTCTCCCCGGACGGCAAGTACCTGgtgagctgcggc
 gcgctgggcggaacctaaagtgtggcgcgcgacttgtgcacggggccggggcgggcccgaagggggcggaaggggg

cccagaccggggcgcccggggactcaggctggacttagggggcggggtgggaggtgggagagggaggcaggcagag
gggttcagcccagatgagggagaaccagatgattagagagaacgaacctgaagccgaagagggatccagggccagcc
aggctgggggatcctggcagggtgaccagggtggagaaagaggacgtggagcagagtggggatggagtgggggtgct
attctggcaggtggtcagggtaggaaggaggtcttggagcaggtggccagggtgggtgggtgccaggctcccggc
tccagtttcccttcatcaaagttggataagatgactctgctttcacacatttgagggcacaggggatggcagctcat
tgctatlltgtatgtlltctgtgagcgagctgggttaaaccgggcccctcctttgtgaaactcgtcataagcaaagtgt
ttaaataactagctttcatgtccagggttgatggttagctgtctattctttgggtggcagaatagtgttcagatggg
tgtttcaaggtacgccaacatgaccattgtgcatlltgtagaaggtgacgttaggaagccatcagggaaaactcaag
tcttattttaaanaactgtgggttccgtgccagtcgggttagcttggctagtaacggtacctgccaccaaacctgatga
cctgagtoeccagctctaggaocccacttaatggaaggagagaactgtctcctgcatgttgtoctctggcctccacata
agccgtaactagtgctgacoccttctcacatacaaatgcaatcctaatttttaacaagtttctttgatataatctat
cattctctttttaaactgactgataccattgattgattgattgactgattgacaggggttctctgtagctctgaccag
gttggccttgaactcaaatgctgccccttgtctcctgagtgctgggattaacggagcatgccaccatgcctggctg
tcttgattctcagttcacacccctgctgtgtttgtccaggcttttgagacatcctttaccctccttatacacatcat
cctaaacatgtaggaagtgtcagggtaggacctgcttagcagggaaaggtactgccatgcaagcccaggacttgag
ctccggctcgggaaccacgtaaaggtgggaggagaccatcagcctcgacacattgatacattttacccttttcca
agtgcctccagagactaaaggttgctttacggttctgaaagctcagtgaaacagaaagaagttgcatlltgggttagc
tgatatttgctgctgcccgtcatcaaaatctggtggagctcttaataattgtttcttcaagtttgtcctaaatcc
tgagcagagcagatccatgtttccagtggtgtcttaagtgttccctaaaggaatccatgttaacaggttactgct
caccaaaactctaattgtgagaacacaagccctttagataggtcctcctctctgactgcaactggcctcttgcctctt
ccacagaagacaaaatgtggcttcatltaaaaaaaaagagctctgtgtgtgtgtgtgtgtgtgtgtgtgtgtgtgt
agagagacagagacagagacagagagacagagatagaaacagagagatgctacaacacacagtgtagagggcagagga
caacccccagtgttatccttaccttccacctgtttgagacaaggtctcttgcctctcactgcataaagcaggcta
gctggcccacatgtacctgectcagcctcccctctgectcccctctgectcctcatagaaactaggattttaaacag
tttttaggattaacacagttttatgtggcttctgtgcatccaaacctgttctgaggcaagtgcaagttttggctt
ttagacaatggcataaatatgcaaagctggcctcagactcagaaagtagttgagcacctccctagtacagtgattaca
agtgtgcaccatcactcccaagtagtaaaaaatacacacacacacacacacacacacacacacacacaggttttga
gacagtttctctgtgtagcccagctgtcctggaactcactcagtagagggaggctggcctcaactcagggatctg
cccactctgacttctgagtgctgggatlaaaggagtgaccacccccatctttaaatttactgtacagatggctc
agcgggtaagagcactgactgtcaccocaaaggtcctggttcaaatccccgcaaccacttggtygctcacaaccac
ccgtaattgagatctgacctcttctggtgcatctgaagacagctacagtgacttactatataataataataaaa
tctttaaanaaatttacttgtacaaaatttgggggttagagtagataatttgggttaatatatactgtgtggaactt
taaacttttgaatgctccaccttttctcttttctaactcattttgcaatgagaccataagtttgggtccacatga
agctaagtgtgtcgaacaggaggggagagctggccattgaggcaaggtcctcctgctgtagaagagatgctatcccg
tgctgtctgectcacttttttagGCTTCCTGTGTCCAGTACCGATTAGTGATCCGGGATGTGACGACCCCTTCAGATCC
TTCAGTTGTACACATGCCTGGACCAGATCCAGCACATAGAGTGGTCTGCAGACTCCCTCTCATCCTGTGTGCCATG
TACAGGCGGGGGCTTGTGCAGgtttgtaccaccatgtattagtagagtgtagataggggtgctacatgtctgtgggc
cttgaacaggcatgtgccacttacatataatgatgtgtgtaggcaggcacatgccacatatacataagactcacataa
gtgtgtctcatgtgttaactaactggtctggcgtgtttctgtagcagagttagaattaggaaacgtttccaggagtg
tgactaggaaggagtccagggtgtttgcaaccttctttcaggttagggggaaatgcaatgagactcaaggttgcctt
cttttctttagtgaatttattttttttatgtgcatgggtgttttctctgtatgcatttctgtgtgatgggtgcagg
tctcagagttaccgatagctgtgagctgcagtagcgggggtgggaattgaaacggggtcatcaggaagagcagtcag
gctctcggctgtgaggcatctctccagccccagatagctttcttttaaaatgtaatgctctctaataagtttaat
ccaaacacttttgatgtggaaaaacaaacaaacaccacaaacagtaaatgttctcagctcttgagcatgatttt
tcttttttttttttttaaaagatttattttttgggttatatgtaagtacactgtagctgtctcagacactccagaa
gagggcgtcagatctcgttacagatgggtgtgagccaccatgtgggttgctgggatllgaaactccggaccttcagaa
aacagttgggtgctcttaccactgagccatctcaccagccccgagcatgattttctgagcgggaggtatttgcaa
tggcagtggaacaaacttggacagggttctaggaagttctagaaggttctagaagggcctgttccagtttactaag
cctaactaatgaggtcacagggtgggcacatgagcagaccttcaaaggtgactgcagtgagtcaccaggaagt

gtggcttgtagccactgggccaatctgaggtagcatggtgtatcctctccctcagagaggcctcctgcgtggtaca
gctatthtgcactcctctgtgtttcttttatgaatcaagGTCTGGTCACTCGAGCAGCCAGAATGGCACTGCAAGATC
GACGAGGGCTCTGCGGGCTGGTCTGCTTCCCTGCTGGAGTCCAGATGGCCGCCACATCTGAACACAACCGAATTTCA
Tgtaagctggccaaacgtagcccactctgttctctgcctaaaaatagcctgggaatgtgaaagtctggttctggagca
gtattcagggccagagttcataaacagtataatthttaaactctatthttaaagaaaaataggacattaaaaggagttg
gcaagatggctcagtggtgatggctcttgcctaccaagccttgccacatgggtggagggtagaacgacagatgcccc
aagttagagtaacaagggaatgtatgtctctgtaatgggctgttacaggctgcagtgctcatgtgacatctta
aaggacaggtgctcatgttgacatcttaaggacaggtgctcatgttgacatcttaaggacaggtgctcatgt
tgacatcttaaggacatttgccctgggcttttgctgcatatthttagtggtttcttagaccactttggccagcaat
cttcatgcttatggagttctgcagaccagagtcagcttccagatctcatagacttgggctcagtcctccgttaat
ggcccaaaggaaaggttaccactgcagaattataaactgtttttaaagtactttttattcagcagctgtgta
cactcactgaaatggaaaggaacatttgacagagagtagactgtacagactgcctctgtacactgttaacctactg
ctaggtcatagccactgtgctctgtgacattaaagtgaatggcaacatcctgtgtggaggaatgtcacagcaaggg
gacctgaaaaatataccctccctttttgtgtatthttagatgggatctcactgtgtagccttgactggcctggaacg
cactatgtagactaggcttgctcaaacctcagagagctgcctgcctctgcttcttgactactgggagtaagtagcc
accagtcctatcttattccaagccttttagattttagcttctaaaagtccacagacttcatthtaccaccagctatgc
tcagtagtcaggaggtgacctgtgcgcatgacagatctcgtagagtggaacataactgagagtcataatgtcccgc
tcacaacagtttagatcgtctgtactctctggggcaggaagtcacagtgagggtgctgcaagatggagagaggcc
cagctcccatgagacaagggaagacgattgaattgtgtggctgggtctgtctggtccgtggaagacactcccctg
cacacgcacacttcccagagcacctccaggccttgagaggtgccagcctccagagggcaacctttgactgcattgca
caaaagccattttcacctttttggagagctctggggctcccagatgcatatgacactgtgcggtttacagcagctca
caggttacattgctgtacaaggccctcctagccggcatagctgctgctctgttctctgtgaggaaggctctct
ggggcacactcacctgcctctgctgctgggcatgagttgtgagggaccagtggtttggccttcttatgacctc
ttctagtgctggatccttccaggctagtgacagtggtgtgtgcgagcttccaggctagtgacagtggtgtgtg
cgcagcttccaggctagtgacagtggtgatgcgagcttcccaggggttgcatcaggattgaagtggcgagacgt
tgacagcatctggggcttttgaatctcagttactctccactttatattttgaggaatgtctcttacttgaacc
agagctcccagttctgagttcagctagcttctctgctccctggggtcatagacaggtcacccgacaccctgggggtg
gcaggagtgctggggtccagactcacttgagcagtaaggcttcccggagatttcccagccccacactgtgtgtg
tgggctcagttgtcacctggggaatggagacattgtctctcatggctgctctgtgtgggtgactgaagtaactgc
acatgagtggtgggtgtgggtccatgtttatgtattccagctttaaagactcttgtgaagatgggaagcactcctaac
ccttctctcccctttccctggcagCTGCGAATCACGGTCTGGTCCCTGTGCACCAAATCTGTATCTTACATCAAGTA
TCCCAAGGCCTGCCAGCAGGgtgagttctgtcttacacagtccttgaactgttctgagagtggtgacttagagcag
atagaggagctacagcagcacctctccccagcctccatcactgtgcacccctccccagcctccatcactgtgca
ccccctccccagcctccatcactgtgcacccctccccagcctccatcactgtgcacccctccccagcctctat
cactgtgcacctctccccagcctccatcactgtgcacccctccccagcctccatcactgtgtacccctccccca
gcctccatcactgtgcacccctccccagcctccatcactgtgcacacctccccagcctccatcactgtgcacacc
tccccagcctccatcactgtgcaccccttccccagcctctatcactgtgtacccctctcccagcctccatcac
tgtgcacccctccccagcctccatcactgtgtacccctccccagcctccatcactgtgcacccctcccccaagcc
tccatcactgtgcacccctccccaaagcctccatcactgtgcacccctccccaaagcctccatcactgtgcac
ccctccccagctccatcactgtgtacccctccccaaagcctccatcactgtgcacccctcccccaagcctc
catcactgtgtacccctccccaaagcctccatcactgtgcatcctctgtgctccttctgtgtgtctgtgagatt
ccctccatgcatcttctttgacaacaggatgctgtaaaaagtagacagggcattgtcctgggaggagaacctttacct
tcattcacacagggcactcagcttgcccttggtgcttagctgtcagcttcaactcactaaccttttttagtcaagat
ttatthttaggatgtgtgtgtgtgtgtatgtgtgtgtgtgtataagagagagagagaggtgtatctgtgtgtg
tatgtgcatgcatatgtgtgtctgtgtgcatgtatgtgtgtgagagagagggagagggagaggaagagatgtgtatc
tgtgtgtgtctatgtgtctgtatgcatgtgtgtgtgtataggtgtaggtataggtgtgtatgtctgtctgcgtgc
atgtgtgtgtatgtgtgtgtgtgtgtgtgcgtgtgtgtatgggtaatgtgaatgcaagtgaagttacaggtga
tagtgagctgcttgtctgggtctgggatcagttttcaggaaaagcagcactttttaaagaaatthtattatatt
atacataagttacactgtagctgtttcagacatgccagaagagggcgtcagatctcattacaggtggttgggagcca

ccatctgggtgctgggatttgaactcaggacctcagtgcccctacctgctgagccctcgccagcccacagcacaagt
ctttatccagtgagccatctccagctcagctcactagctcttctgtcgggatggcatgctgtctgtcacctctgagc
atctcagaacagggaaggaggaaggctgggcccagtgatgggggtgacgggtggatgcccacccacctgccc
accagaaaactaacagtagagggcacacagtaggggcacacagaggggcacgaagtgggggcacacataggcatgct
cttgtttgtttgttggccacaaggacaatagtctaatgttgagatcacattagactgatggcatcgtaagtctgtt
gtgggttttgtgtcttaagtgtactggatctaaagaacagctctggccctgggtgcaggtggctcctcaagtctgta
totgaagtgttctgtcattcttgaggccttgaccgcaggccttttacagtaatgcagggctggaaaaaagtactt
aatgtttttaagtaagattgtcccgaatattctttacaactttagttatttgaaatgacaagttcaaaaggtagctc
agcatctttcagaggactctagglcactgcccagcaccaggtcaggaggctcacaactgctgtagcttcagctcc
gacggaatgggactctccgctcctcggcgcgcacccctgcaggctgtgtgtatacctatacacagatgtacacacat
ccatacactaattaaaaataaaagcgaaaacgaaatgcagtgacacagctgactcagtgataaaagtgcttgtggag
catgagaacgggagttcaaatctccagacctacaataaaggccagggtacagaggcagaagtctgtgatcccagcacc
cccacatcaagatgggaggtggaaaactaagaattccagaagcttgaggccagcttagactggcatgtgcagttgcaa
acaaaagatctgtctcaacaagggtggatgagcaatatagacgcccagggtgtcctcttagccctcatacatacat
atgcatggcacatgtgcctaaattcacacacatggaccaccaccaccacacacacaactgcaagctgggttttga
ccatcaggtatgctgtagttccctttgtgaaacatggccctctgctgtgtttcacaagtacatcttctgactctt
taagaatcaggtccttgggtttgattctgtataatcaccgcctcacttgcagagggataagggtcctgcttgtca
gagtcctacgtgacaatgtcttctcatgggaagtgagaaggacacattccggggcggggcggggagagctcgtc
cccccttgtcccttttaaaaagtcctgatgtgctccagtcctttcccacacttgggtccatctgggtccagttta
ccatctctctccacagGACTAACTTTCACCAGGGATGGCCGCTACCTGGCCTTAGCAGAGAGGCGGGACTGCAGGGA
CTATGTCAGCATCTTTGTGTGCAGTACTGGCAGCTCCTCCGGtaaggccatcctctgctgctggctgggaaaagg
ggtagaactagcgttccctgggtgatcccagaggctgttgacgcccctggggtagacagaaatgatgggttcccatggc
cagaggacaggggcccctgtgtgtgactccaagcagtgcaactacgtgtgatctagactccctgggtgcatgcacact
tgggtgcacagtagaagttagcatgttgacatgaactttgaaccctcttctccataagggaattcctcctcctgggagg
aatgcagttttgttggcctgggtaaaatgtctcaggagccgtgacactgagcaaatgctctctgtgcccacaagctt
cagtgctcagagtgttagagagacatctgaaggggcgcccctgggaagcaggtgccccgtgggcaggggtccatgggga
tgagggcatgccccttggccagcatggttggcacactgtgtgcaactcaccagaacaacacacagatcttctgtctg
ttgctgcataaaaatgatacatgaacccaaaagcattagttagaaaaataaatgcactacttgtctaaaggacatgttt
tccaatgtcactgtttttttctcatctggaagCACTTTGACACAGACACCCAGGATCTCACAGGGATCGAGTGGGC
CCCGAATGGCTGTACTGGCCGCTGGGACACCTGCTTGGAGgtatagcacatgaccagcagcagctcccttca
ggaatgttccactgcaggtacctgtgtgctcagtgcaactcgagctgctgggtgctggcgctggcgacgcagggcctgt
gactgtgtcaatgtctcatctgcagTACAAGGTTCTGCTGTACTCCTTGGACGGCCGCTGCTGTGAGCATACTGTG
CCTATGAATGGTCCCTGGGCATCAAGTCTGTGGCTTGGAGCCCCAGCAGTCAGTTCTTGGCCATTGGGAGCTACGAT
GGAAAGgttaggaagtggtcagggctcaggcccaactcgacgagctgtaggacacctgcagcccgtgagctacctgca
tgtcattctcacgggtccttccccagGTGCGCCTCCTAAATCACGTGACCTGGAAGATGATAACTGAGTTTGGGCAT
CCTGCAACCATTAACAACCCCAAGACAgtaagtctgcatacgettccacccgagcaccgtgggtctcccgggtgcagg
gagccgccccttgaccctccttagttgctgtgatgttgtctcctctgtctgcccctcatgccctccttgggtgaaggg
catttggagtccaggctcgtccgtggactgatcctgtcctagccggatgctcatcatgctctgccctcggcagatcc
ctgggagagtgagctgaggaatcctgagcgtgggccatcctgccagagcagggcacaccgcaggcagagaggccggg
agagctggtctgtatggactgcagctaggcggcccaggccaggccagggtgcagagttgaaggcaggttctga
agctcagaggtgctgagtcctgtcttctgtcagtgctgaagctcagtagtgctgagtcctctgtcttctgtcagt
gctgaagctcagtagtgctgagtcctctgtcttctgtcagtgctgaagctcagtagtgctgagtcctctgtcttctg
tcagtgctgaagctcaggagtgctgagtcctctgtcttctgtcagtgctgaagctcagtagtgctgagtcctctgtc
ttctgtcagtgctgaagctcagtagtgctgagtcctctgtcttctgtcagtgctgaagctcaggagtgctgagtcct
ctgtcttctgtcagtgctgaagctcaggagtgctgagtcctctgtcttctgtcagtgctgaagctcagtagtgctga
gtcctctgtcttctgtcagtggtctggaccaaggacaggtttctgtctccttggacaaggagggccagggccatgg
ccggggctcagttagctgccccaaagcctatgtctgcagaacctgtagggaaggagaagctagggtggaggctgggc
tttagtcaggggtgctcctcctgtaacagtggttgaaccttagagatgacagagtagcaggtggcctgacaggtgcc
aagggttgcctgtgggttcaagcgcctgtctccccacgtgtgcaactgggtgttctctgctgggactgcggagtac

cccactaacctaagcgtgtgagtgaactttgtgtcaccgggtcagaggaccggggacacgatcaacctagttaaag
 tagaacgggttcattttggctcctaatttctgaggttccagtcacatggcccttcaccatttactttgggtagcaca
 ttgtgggtggggacaaatggcagagcagagctgacctcagctgctctggccaagaagcagagaggaaggacaggtga
 ggtcccaatgtggcctcacaagtcagctcccagtgccgggctgtaaggccatgctagcaccagctctgtcag
 gcctggccggtttgctactccacaggtcgcctgccaccactgtcctctcctggcctacttttctcctgtgcacacaca
 ggccactgccgaatcgctgtgacatagctcaccatgtaaacatagccatgtgctcagagccctctcctaaaggacagc
 ctggccagcagactgcccgtggcagctgcaaagggtcagacttggccggcctcttcccagcagcctccgtgtggg
 gcacatagataggttggggccacctccactggctctcgtcagagactgctagcagccacatcatgtttttcagGTT
 GTGTATAAGGAAGCTGAGAAGAGCCACTGCTGGGGTTGGGCCACCTGTCCTTCCCGCCGCCCCGAGCAATGGCTGG
 TGCCCTCTCTACCTCAGAGAGCAAATgtaagcagcagagggctgtgtcctccatgggagaaagcttgtttttctct
 cttaaatagagaatcctctgtccacgtgaatctcagaggtgcttgttttgggtgtggaagatgttaagatgggggtc
 tcaatcctgcagtgtagagaccgcaggtgttctcctgtgaagcctgcttctcctccctgctctgcagtcctgaagg
 agtgaggggacatcagctgtgcagcaccgccttggaggggggagggcagccaggtgtaggttgcctcatgctggctt
 gtgcttacttattttctgttgggtgatagttctttgattcccagctggaaggggtagccacctgtgcccggagacg
 ctggaaatgggtggacagaactgccaggtgtccaagtagtggggactagctcagaaaagcagggcttcagagcagggc
 tgtatcctgcactggaactgttctcccagggaaacctgtgaacgtgctctcaccacagctgtcctcttaatccctc
 ctgtgcttctctgcagtggttctcctccctctctttgcccctctccccttaaccagtgcccttagcccgtccccgt
 cgtgttgacagATGAGATCGCCTCGGGACCAGTTTCCTTGACAGACTCGAAGCCAGTAGCTGACAGAGCGAACCCGAG
 GATGGGTGTAGGGATGCTGGCTTTCAGCTCTGACAGCTACTTCCCTGGCATCAAGAAATGgtcagtgccacactcatt
 tcgtaggcagggctcagctgctcgcggccctttgagggcagagtagagatgaaccgagaagcaaaggggacagctgtg
 tgctcctctcctgggtcctgcagaaatggggcttcagcacagcagctccttctgcacagcagctccttggccatg
 gcctggccgctggctgctcctcctgcactcctcactgtgcaagaacagggcttacctctagttttgtttgcattt
 tttgggggggggtgctctgtgttttaaatagtttatctcctttatatactttgtatcttgaccacagcctccctcct
 tcctgcctcccagtcaccaccatacaaatccttcccattgcccctgtcccctcctcctcagagggagggccctccc
 cccacccccaccctggggcaggactaagcacacttctcccactgagggccaactcggcagctccaggtaggggaaagg
 gatccaggggacaggggtggacctaggcctccacactgtaggaaatgtacagttggctctcttgtgggctccctaac
 aagtgaaagtgggggctgtcttggttctgggtgctggctcctgagaacagccagagggctggcagtgccagcagctgacgt
 ttggcagggcaatgtcttcttgggtgctggctcctgagaacagccagagggctggcagtgccagcagctgacatgt
 gtcccgtctctgcttcccttgacagACAATGTCCCCAATGCTGTCTGGATCTGGGACATTCAAAAGCTGAAGCTGTTTG
 TGGTACTAGAGCATATGTCTCCAGTGCCTCATTTAGTGGGACCCACAGCAGCCGAGGCTGGCCATCTGCACAGGA
 GGAAGCAAGGTGTACCTGTGGTCCCCAGCAGGCTGCGTGTGGTGCAGGTGCCTGGGGAAGgtaagcgttaagccagc
 acatgctggcctcagacaggtgacctgcttaaacctattgccacgtgctcatgcatgggaaagatgccctctcgtcat
 cctgtaggaccttggccagattgtgtgctcagaggaactggctgctccttaagggttactggcttctgtctcagccc
 tggggtgaccagactcctcactcaccgcagggccccggctcttaaccctctggctgctctctctaggtgacttt
 ccagtgctcggactgtgctggcacttaagtggggattccttggccctccttagtaaggaccacttctgtctctgctt
 cctggagaccaaggagaggggtggcacagcctacgaacagcgggacggcatgcttaggacctgagtggaaccaagg
 cagtagactgctgattccaacgtgagctaacggctgcacaggttctccagatgggatgggtatcttgcaccagttt
 ctgtaaatatgtataaagttatgtaaagtaggtatttgcataatccattgaacagtggtggttgttttctcaaggcc
 ttagctcacagacccaaggtcttgggaggataaagaatcctgaagtaaggactcaagcctgctcatggccttgacag
 actctgaagccagtagcgaaccggaggtgggtgtaggatgctggcttccagctctaacagctacttccctggcctc
 aagaaatggctcagtgccacactcattcgtaggcagggctcagcattccctgaggggttttctgtcagtgggcttggg
 acaaggtggactaatgtcagactggccagccctcctgcagctggatgtactcagaagtgcccgcacctgtgctgt
 ccccggtgtgagctgtaaatcccacaacagttgggaggtctctggccttacaagtgaattctgcagagagggcctggg
 tcaactgctgtgtagagtgaagagctcagcccaccacaacctctctatctctagtaagtgccttgaagcagacaga
 ccagtatgtctgtactgggtgaccaggttcccaccagactgcacacttgggtatctgagttctgtaaagaggacc
 atgctcacaagggctcctcagtcagccagactcagtcctcaagacagctcttggcactcctgattctgtgacaataa
 cttcaaaaaggagcaactccatttggtttaaatgtcttactagaacaaaagcacaggtgaaaacaggtgcatctg
 aggtcaccttctccttggataggccatggcattccggctcacatccatgccgggttaactaaagcagaggtatagag
 tgacagggccagcatctacagtgactggcaaggctagaacgacagcagcaagctgtgtgtggctggcgtgtcaagc

tcagcagtgtcagtgagctctaggatgctcgtctgtttatagcatgcacttttaaaacccaactattcagtoectt
ttaaacagagacaggatgatagaaaccaccaccatgacttccggaaagggctagcttatgttatgagagtaacctt
ttgggcctaggaaaactgctgtattaacacaacctggattaatttataaagtgtgattctaagtcagacacattcac
agaaaggcaggttcaccaggagctgccaggcagactgtcttcttagtgactggctgctggctgctactgtatttag
cttttttaaaaaacgggctgaattttaaaatacagcacttgagagttaatatataggagaggttaaatagtgcaga
agccgctcactgtactcagctgtatgcaacagtctacacagcacaagtgggtggacattgtgctcggcatgctggag
ggagaacgtggcgttacagaaggaacacagtggtatgggggcagctgaatctgcctttgtaagattgtgttgccaag
atgtccaatatacactaaatatacataatccacttgactattctaateggatacatgcctcctccctccagcca
gtgggtggcatgaggtggcacaggaggtccccacccttggtttccgggacgcagctgtctagaagcctatcttgc
ccctggtcatggagtagccagcttggcttcatgttgatgaaggacatgagccccacgtaggtctcgtatgaggagg
gggctcaccagcagcaggtattcgcctgcctggcagtggtctctctcttctggccttcttgacagcttggat
caggagagccttgaagcttccaactttgaagagaataaacatggagccttaacctcatgccaagacagcagtagctg
ggaaacgaggattctgagttcaaactcctcccaataaccacatagtgatgacatcaccaatgacaggttgggacctat
gagctgtgtcatcaggtggttcatcatgtacaacatcatgaaggacctgccttaagccaacctagagagtagcca
gtctatctctaagatgtagtcaggagattcggcagcctgagacaaggtactgccagtgccaacaggtggaaaatct
ttttacagacgcacatgctctggagtgccactcactaagcaggtgatgctgtaattgcacacgctgctgcactgg
tgtgctgtgcaactgactgacaggtagcatcacagatggaggaaatcatgaggactatgatgtaccaagtgacaggg
ctttctcagccctactctaactgtgcagaatgctcagcgcctccctcagcacctctcctgggaacttccagagtagct
gtgtcaccagcagcacctgccaagccccgccagtagctgtgggcttttcccatgctcgtcaccacccagtagccagac
tgagcatcctgcaatgggatgggtgactctgttcttaaacagcaccacctagcttccctactgtggaactgcacctcca
gggttcacactgacagtggtccttggcctgcttacatggcacagagacgctgtcttctcgtccatgccagccattggg
tgttctatgaaggtggcatagggcatgtttgttagaccaggggttccatctgttgatgaaggaaggcggtctgctt
gtcccactgaatgccaaccccaagccttctcctctgatgggggagggggagaaagccttgcttaccacaggaatac
aacattgcatcagtatcagggatggctggggaacctgtgacctagtgtaacaatggcctccactaacagcttcaca
cacttccaagcgtaaacaagttaatgagcctccttgcagectatgaaaccggcacaacagtcacaacctggcctaatt
atggcctgtttgttcttaatgttactgaatgatgcttaagttagtagccattagcttccctggagtccttagtcaaa
taattctttatagcaagccaaccagctctctgaaggctgttaggtgttttgcgatgatcgaatttttagtaatact
gagcacaatgcctgtgtctcctcctgctggagttaaaactcccagactccctacatagcttatgacagtgggctct
gattccatgtatcttaacggatatttaaataatgaatggtttttagtggggacagagtgggcagctgtgccagcatccctt
tcaaggaggtactgagcaaccggaaatcaccagcctctacttaaaggctccttccactgggtcttcaagatgagac
ctttacctcaaaagagagtggtcaataaccacttacaggatccgctggggccctgcccgtgtagtgccgtggtgcacc
tacttgtgagcgaactcggaggaactggaattctccacaggagatgggtgtctaccgcgctgagcgcaccacctgac
cacctgctggcactgaaggctgatgaagtcataatttgcagatgagcagcgaactggtcgggtgaccagcaccagccgt
ccttctcgttgttccagtggtccaccctggagaggagaggggcccggccatcaccaagagccccgcctgccccggcc
gccccgcccagtgctcccgcagtcctcctcgcgcggatctcctcagccgcttctcgtatggtgccgggcccgaacacgaagtactcct
tgacgcgggcgctaccacggcgggatctcctcagccgcttctcgtatggtgccgggcccgaacacgaagtactcct
tgacgcgggcgctaccacggcgggatctcctcagccgcttctcgtatggtgccgggcccgaacacgaagtactcct
cggcccgaeccgctcctcgcggccgcaagcaccgctggggtcgtgcccggcaggtccaccgctgcccgcag
ctgcagcatcgcgcgcccaccggcagcctccaccgacggccgcccggcgtccgcggcggcggcccgcctc
cctcgttgccttgtgattgggtgagtcctgcagagccgcttccggaccgctccagctccgtcgaactgctct
cgcgattggcttccctaaagctgtcttctgcaattgggtctaaagtgtgcccgttcatgattacggcggccctcc
tgggcccgaagctgcccacgcgaggagccacttctgtttacaggaagggcgagttaaaaaaaaaaaaatgccc
gtcgggggttccctggctgagaaaggggaaagggacgccatggactcgcgcggaagggggcacttgggggtcgtgcg
tagggcgttgcggcagctgtgtcctcgttggctccgtgccttcccttccggcttacgggtgcaactcggggcg
aggtgtgcccgcacttaggaggtgtgcatgcctggggagtgtaaaagtgtgggcatgggtgtgtgcgctctgagg
attgtgaaagcgtgggaatgggtgtgtgcgcgtctgaggattgtggacactgtgtcggggcacctcagatagaggct
tctcaggagtgctgcaactccttgggctggtcaccttgggagtggttttatagggtgtgtgcacactggagat
aggagtggtgcaaggtcagaggtggctgtcagaggttctttatattgggcatgatagcacaagtaagctaccatg
tcaccgaagagtgctgctggggcgggggtggggggagttggaaggaacgcctaggtgctcttgggacctgacg

cttctccctgggacagaagccatgcgagatgtccctgagttcctgctcccacgggggtgccagcagtgtgcctgggt
tgatggagctaataggaccgctatgatagtggtggccaaaagtccttttctaacagtcaccaagacataggttagactc
atcagtgaaatgacagcccaagatacagctcaggcctgtagctctgtctcctgaccgttgtgagggctccttagcctgc
tggaccttttacagtggtgcttcgtcagagaatccagtccaatgaggtctccgggacactgggtgggagcagccacga
tgacgtgaattcccacagaggttccctgagaccgctgtggatgtgaagagtgtgctgaaagctgacagagaaagggga
gatgaatagataagtgcataataaggcaataagccagggatggagaggtggctcagcagttagaacactggtcgcgc
cggcggtgggtggcgcacgcctttaatcccagcactcgggagggcagaggcagggcagatttctgagttccagggcagcc
tggctctacatagtgagttccaggacagccagggctacacagagaaaccctgtctcgaaaaaaccaaaaaa
aaaaaaaaatcaaggaggcttctaccttagggctggtaagatggctcagttggttaagagcaccocgactgctctccg
aagggtccaaagtccaatcccagcaaccacatggtggctcacaaccaccogtaatgagatctgatgccctctctgg
tgcactctgaagacagctacagtgacttacatataataaataaataaataatctttaaaaaaaaaaaca
ctggctgctcttccaaaggactggggttcaatcccagcaccacatggcagctcagcactcttaactccaggatcc
aatacccttacacagacttatatgcagacaaaacccaatgcacataagaataatgtttaaacacaaaataagcaa
atgtcaagtttggtgcatgcatgaatcctaggtgtgagagagaaacatcatctatcttctggctcagccttcttata
caacacaggactaccttgccctaaaggtggcaccacatgaaatgggcagagcccccccccatattactaccaatt
aagaaaatgttacagccgggctggtggcaccgcctataatcccagcactcaggaggcagaggcaggtggatttct
gatactggcacttagagcctctcattcaaaggatcacggctaagcaggtgctctgtatctgtccggagcagagggga
cgagcagcaggtgtccgctctgaaacctggcttctacagaagtgtaaatccttactaccgtgaggagctccagta
tccacactgtgaataaacaccattatcttactgaggtgccaggacagaccacagactggcttgctggaagtaa
ccgaagcatgtagtgaggttgctgagaccagacggccagaaccacagtggtgtgcatgtgcgcttgcatgtcatg
tatgtgtgctctctgatacctgagggcacatgtcttcttgccttccagcctccogtgtgtcagccatgctgg
atgtccctcagcctgtggctgctctcccgttggctgacttccatagtcacgtcgtcttctcatttgaaggat
tccctgacgttggcacaggcctgcctaacggcccccttttgacctgatcatgttcacagactatttccaaagatgg
tgagagtcattggagactgggtgggacttgcgtgtatcattaacaggtacataattcaactgggtgtgtgtggggg
ggggagggtgttccgggcaggtgcaagcgtgaagcatttagatgacctccacgtgtgcacacaggtcacggcggg
gcaaggagcaagacatgatgactgtgactagggagtgaaggtattgggggcccagagcttgggttggctcctgaggtcc
actagccgttggcagggatttcaagaggctgtcccaaaagtggctcagcagatggcgcaactaccacacatggcct
cctgggagatcacagtttggcaggtatgggatgtttcaagtcctagatgaagctgttatcttctgtagaagact
cagaagctcagctataacaagcagattcttgcctaaatctctgatgctgtgacttagcatttgggaactcagcgg
gcctccttttgaagtgtgagaatggatcccaggcctcccacatgctctgccacttgagatgcttctctaaagac
tgagccccacctttgatacctgtgagaatcctgagocgctgggggtgggttctcagagctgcatggggctcctccag
agctggtaccacacacacacacacacacacacagggaggttgttgtgtgtgtggctcctccagagccagctgcact
ttgggtcgtgacaggggtgtgcaccgctggaagtttgcctcaggaggcaatcctcgcactgcccacagctctgcgat
tgttgtgcttccatgttaacctcggctcactgagtcacaagaatccacaacagatgcagaggttaacttgaagagaa
ccgggtcccagactggagaggtggctcagcaggcaaggtcttggctgccaccctgatgaccagagttcaattcct
gggtcccacacagtggaaggagagaagaactcatgtagattgtcctttgacctccacacactctgagacatacgtat
tatacacacatgagttaaatgcacacacagacgggactagagaaagagcagcctcctaccacccagccccatcttg
gcagttgtctcctgatgtccctctcacatctccctctctgttctcctacagggaccattctgataatccagaat
gatctgatctgagacccccctctctcagtaacttccacaagaccogtcttccaaatcaggccccacgggggatgtg
ggcatgaggacatgggcttctcaggaagctatgcaattcagatgtgccatctcccagatgtgaacagataccat
ccctgcttgacagtgatgggttaaataatccatacacttgccatcccaggccttctcctgacccccctgtggtaaag
ggtagatatacagtgatgggtggaggcctgggatgggcccaggccagcctatgctgggaaaccacatggtggctgga
cggcagctctgctgtgtagcgttatatcggcttgatactggctagagtcattggggaaacctcagttgagaaaatagc
cccaccagacaggcctgtgggcaaaacttatgtaacatttctttctttctttcttttattttattttatttt
atttttttggtttttcgagacagtgtttctctgtatagccctggctgtcctggaactcactctgttagaccaggctg
gcctcgaactcagaaatccgcctgcctctgcctcctgagtgctgggatataaggcgtgtgccaccacgcccggctgt
aacattttcttaattgggtgagtaataatgggggggggggctctgccatttcatgtggtgccaccttagggcaaggt
agtcctgtgtgtataagaaaggctgagccagccttgggaggtaatgcagtggtgagcagaatctctctacggcctc
tgcttcagttcctgccttcaaatcctgcctcagttcctggcctgacttccctcagtgatggactctgacctgaga

gttgtaagaagaaataaatctttctcttctaatacactttcgatcatgggtgtttcatcacagcagtgaaaacagaaa
 ctaagacagtagctagatacccatggaagctggacaggctggatgctcagttactgagcaggagccagcctccaggg
 acatagttaggtttcatgtcatgctcaaggtcaggatagagtgagtggatagggccaggcagctggccgccaacagg
 gccaaagcctaagccctgggcaaaatcctatgcctgaccccgtagtgagccttagcccatgtgagtcagcgtactta
 ggggcttccattttggcttctctctcacagcagggttggagctttagaaatggatgtgggaatggcggaaccacag
 gcttgtaaatggatcgtttgtcgttttagatggggcattgcatgtgtgctttgctctccagagactatccccatctgt
 ctcttgagttttgccaattctgctcaccctaatgatgccatctgcccacaggtgactgtggtcaccacactgc
 acctgaggacctgatgatacttttaggtgtctgtttctcttttgctttttgagagagagagtcttaacatggtgcaca
 ggtcagcctccaaactccgatccttctgctcagcctccttggaggactgaggatcaaagacagcgtggctctt
 gggctgtgagccaacctttggatcacttaggctagcctctcacctgttagaagctgacatgaaaactcagacaaaa
 cactagattgtcctcttgggatgggtggccttcggctcagcagctgatgtccctgtggctgctggggtactttgggtt
 tctgtctggagggtatctctccagctctgagatgcgtcaggctggagagcaggcagccagcatggttctgggaaa
 ggagggagcgggttggctttggaaattagcgtgtggttcgagctctcctcttccccacattatcttccctccagcca
 aagacgatcttaattatctccagtagagaatgagacaaggacagcagaaaagtatcgtctgctcggggaacaacggtg
 aaggccttaatccatgccactgggagagacaggcagagctctgtgaattcaaggctaaactggtctctacagtgagc
 ttgagcacagccaaggctagtgagggtgtgggggagtgcttttaggaaaatgagagcagttgttctccaagtgtg
 aaaaaatggaactgcagcctcgcctcttgtctccttggatgaactgccaagcaaagtccaaccagagtgctatc
 aggttgtgactcagtgacatttttagcacactgctgggtggaagccacggcggcagggtggacggaggaagggaaaat
 cctaggagatcctaggaggtgggtgctgtgaccacgggttctggcctgggtgtgaataccactcaatcgtgaaaact
 caggactaaataaataaataatgtgtgtggccaggcatggtggacatgcctttaatcttttagcattcaggagttag
 aggcaggtggatcttttagttcaaggccagaatggtctacagaaaagagttccaaggcagccagagctatatagagaa
 acctgtctcaaaaaacaaaaacaaaaacaaacgaaatgtttgtgtgtggtgtatlaatgttttgccttaataaat
 atatttgtgtttcacatgatgctcaatgtccacagaggctcagaagaggacattggatccctaggaattagagttac
 agagcattgagtgactggccatgtgggtgctgggaatcaaacccaggctcctctaggagagcagtcagtgctcttaac
 cactgatcttcttccagACTCAAGGGCAAATTCGATCTTTACCCTGTGAATGGGATGATCAGACCCTAAAGTGGGA
 ATGTGACACGTGACCTATTTTCAATAAAGGATAGAACTGATGGCCACCCTCCTCCTGAAGCCAGCACTGTGGTTGC
 TCAATATGCCCAAGCCACAAGAGGGCGCCATGCCAACAGTCCAGTTCCTGCAGATATCCTGAGGTTCTTGACGCA
 CATTTAAGGCAGTTGCAGCTAAATTCCAAAGTAACATAAAAGGAAGTGGATAGATTAACCTCTAAATTAATTTGGAAC
 AATGACCAAGAATTGCCATTATAAGACCACAAGATTTCTCGCAGGTAAAAGTGACTGTTGACAAAGCCTAATGACC
 TGGGTTTGACCCCGTGGCACACATCATAGAGGAAAAGGACCAGTTCCATCAAGTTGTCTCTGATCCCTACACGTG
 CACAGCGGCACATGTGATACCCAATAAATGAATGAGTCTAATAAAAAAATTTAAAAGTATCTGCAGGAAAACCAAG
 TAACGGATTTCTCAGACCTATGGATACAGCTATGTAAAGCCAATACCCAGAGTATATCAGGAAGGTCTCAGTGGCC
 AGCTCTTGCTCTGTCTTGTTCAGCAAGGAAGGACAACGTACACAACAATTTAGATGCAGTCATTGGAAAACCCCA
 GAAGCGGGTGCTGCATGTGTTGAGCTAGGAGAGAATATGATATCAGTAGTATCCTGGTGACCAGCTAGCCATTCTGTC
 CTCTCCCTGAATGGCAGACAGGGATGGACTCCGAGTGAGAAAATACACACAACAGATTGAACAACAGAGCAAGCAGC
 CACCTTCTGAGCCAAGTGCTTATGCATTTTACAGGCATGTTTACATGAGGACATTATCATGCAAGTACTTGATG
 AACCCGGAGTGCGCTCTCCCCCTCGACTCGCCCTGCACCTATTTCTGAGTGATGGGGAGACAAGCCGAGTGCACAC
 CTCGTGGAATTGAGCCGCCCTGTTGACCATGTTGTGACTGTCACCTCCAGCCCGTGAGACAATTTGAAATAATCATGT
 CCAACCAGCTGTCTAATTTGTTAGCTGTAAGGTTGCAATATGCTTGCTGTGAGTTACAGAAGTGTATTAAATACAT
 TGTCAATTTGATTCCTAGTTT

Natural Antisense sequence Human Hs.668503 aligned to mouse chr4:SEQ ID NO:12

atggagagagcagacatacatctccggtgcaggtaccctgctcagaccaagccggagccagcctactggcagccatt
 ctctccggcaaagctagacacaATATgAGCAATTGCTGCgATTTCTcCaTAACTgCTCTTGTTCCTTAATAATtCA
 CGTTTCATCTCCACAATAAACATtgttagaactcttctctgggctttaaataacataattgctccccgtgcccagtaa
 aaggtagtaattccatttatgcatccataaacttttagataac

p53 Natural Antisense sequence (NM_018081.2):SEQ ID NO: 13

>gi|221136853|ref|NM_018081.2| Homo sapiens WD repeat containing, antisense to TP53 (WRAP53), transcript variant 1, mRNA

GTCCCGGCTCCGCGGGTTCCGTGGGTGCCCCGCGAAATCTGATCCGGGATGCGGCGGCCAATCGGAAGGTGGACCG
 AATCCCGCGACAGCAAGAGGCCCGTAGCGACCCGCGGTGCTAAGGAACACAGTGTCTTCAAACAATTGGCGTCCG
 CTGTTGCTCTCTCCCGGGAGTCTTCTGCCTACTCCCAGAAGAGGAGGGAAGCACAGGTGGGTTTCTTTAGCTCT
 GCGTCGGATCCCTGAGAACTTCGAAGCCATCCTGGCTGAGGCTAATCTCCGCTGTGCTTCTCTGCAGTATGAAGAC
 TTTGGAGACTCAACCGTTAGCTCCGGACTGCTGTCTTCAGACCAGGACCCAGCTCCAGCCCATCCTTCTCCCCAGC
 CTCCCCGATGAATAAAAATGCGGACTCTGAACTGATGCCACCGCCTCCCGAAAAGGGGGGATCCGCCCCGGTTGTCC
 CCAGATCCTGTGGCTGGCTCAGCTGTGTCCAGGAGCTACGGGAGGGGGACCCAGTTTCTCTCTCCACTCCCCGTGGA
 AACAGAGTTTGGTTCCCCTAGTGTGAGTTGAGTCTCGAATCGAGGAGCAAGAACTTTCTGAAAAACAAGCCTTCTG
 CAGAAGAAGCAAACGGGAGCCTTTCTGAAAGAAGCGAACGGGCCAGAGTTGGGGTCTGGAAAAGCCATGGAAGAT
 ACCTCTGGGGAACCCGCTGCAGAGGACGAGGGAGACACCGCTTGGAACTACAGCTTCTCCAGCTGCCTCGATTCT
 CAGTGGTTCCTGGTCAGAGTTCAGCACCCAACCTGAGAACTTCTTGAAAGGCTGTAAGTGGGCTCCTGACGGTCTCT
 GCATCTTGACCAATAGTGTGATAACATCTTGCGAATTTATAACCTGCCCCAGAGCTGTACCATGAGGGGGAGCAG
 GTGGAATATGCAGAAATGGTCCCTGTCTTTCGAATGGTGGAAGGTGATACCATCTATGATTACTGCTGGTATTTCT
 GATGTCTCAGCCAGCCAGACACCTCTACGTGGCAGCAGCAGCCGGGAGAACCAGTTCATATCTGGGACGCAT
 TCACTGGAGAGCTCCGGGCTTCTTTTCGCGCTTACAACCACCTGGATGAGCTGACGGCAGCCCATTCGCTCTGCTTC
 TCCCCGGATGGCTCCAGCTCTTCTGTGGCTTCAACCGGACTGTGCGTGTTTTTCACGGCCCGGCTGGCCGAGA
 CTGCGAGGTCCGAGCCACATTTGCAAAAAAGCAGGGCCAGAGCGGCATCATCTCCTGCATAGCCTTCAGCCAGCCC
 AGCCCTCTATGCCTGTGGCTCCTACGGCCGCTCCTTGGGTCTGTATGCCTGGGATGATGGTCTCCCTCTCGCCTTG
 CTGGGAGGGCACCAAGGGGGCATCACCCACCTCTGCTTTCATCCCGATGGCAACCGCTTCTTCTCAGGAGCCCGCAA
 GGATGCTGAGCTCCTGTGTGGGATCTCCGGCAGTCTGTTTACCACCTGTGGTCCCTGGGTGAGAGGTGACCACCA
 ATCAGCGCATCTACTTCGATCTGGACCCGACCGGGCAGTTCCCTAGTGAGTGGCAGCACGAGCGGGGCTGTCTCTGTG
 TGGGACACGGACGGCCCTGGCAATGATGGGAAGCCGGAGCCCGTGTGAGTTTTCTGCCCCAGAAGGACTGCACCAA
 TGGCGTGAGCCTGCACCCTAGCCTGCCTCTCCTGGCCACTGCCTCCGGTCAGCGTGTGTTTCTGAGCCACAGAGA
 GTGGGGACGAAGGAGAGGAGCTGGGCCTTCCCTTGCTCTCCACGCGCCACGTCCACCTTGAATGTCGGCTTCAGCTC
 TGGTGGTGTGGGGGGGCCAGACTCCAGCATCCCTGATGATCACCAGGGCGAGAAAGGGCAGGGAGGAACGGAGGG
 AAGTGTGGGTGAGCTGATATAAAAAGGTTTTTATGATAAAAAAAAAAAAAAAAAAAAAA

PTEN Natural Antisense sequence (Hs.624903):SEQ ID NO:14

taaacgggnaaagatgccttnCTTTTTAAAnCCTAATTGAATTTTAAATGTCCTTTTGACACAAAAAGGTATATACAT
 GACACAGCTACACAACCTTTTTTCAACTGGACAACAAGTGTCAAACCCCTGTGGATGTATAGGGTAAAACAAGATTG
 GTCAGGAAAAGAGAATTGTTCCCTATAACTGGTAATCTGACACAATGTCTATTGCCATTAATAAAAAAAGGTCCATT
 TTCAGTTTTATTCAAGTTTATTTTCATGGTGTTTTATCCCTCTTGATAAAAAAATTCAGACTTTTGTAAATTTGTGT
 ATGCTGATCTTCAAAAAGGTTCAATCTCTGGATCAGAGTCAGTGGTGTGAGAATATCTATAATGATCAGGTTTCAT
 TGTCATAACATCTGtTGTTACAGAAGTTtAACTIGCTAGCCTCcoGGATTTGACGGCTCCTCTACTGccTTTgAGAA
 GTACAGtTTCACCTtaaattttggagaaaacgttcacgttgactttgtctttattttcttacggcaagacaatttt
 tgttataagtaagttcctatacttcccttgcatthtttacaccctctataatctgtcaatctttatctatthtt
 tgtttaacaataaaccactaatttccctactttttcttccaacgttatccacotatcacctggatcataaataatg
 tttttcttccccataagttcaaaactttttcccccctttttttccaccctctttttgattcttgcataaaacct
 ttatttgttttctccccac

PTEN Natural Antisense sequence (Hs. 607931): SEQ ID NO: 15

AAGAAATGGCATAATTTGAAGAAATCATATGGCTAGACAAAACAACTAGATAGATTGTGAAGCTAGATAGACTAAAC
 CTCAGTCTTGATTACTAATTACAAGCTGAATGTATAAATCTTTTCCCTCAGAGGCATAAAGGTAAGAGTTATGAATC
 AAATGGAAGGACCAAAATGCTTCCCAATGAAGTATTTCTTGGTGAAGTTATTGCAATCTAAGGTCTGAAAAACAGC
 TGACAGGAACTTTATCAGTAACCTAAAAGATGATCAATCAGCCTCAGTGACTAACGACACTGAGAAGAGACCAACG

TAAAAACTAGCACACCAGATTAATTTACCACAAAGATATTCTCACCATAATCAGAAAACCTGCCCTCTATTTCAGAGT
 ATTCACTCTTTTTGGTATGAGTACTAATCTGGCTGGGTcGAATTAGTGCTTAGTTGAATACAGAATTAATAATG
 TGAAG

FIGURE 6

Sequence ID	Sequence
SEQ ID NO:16	G*C*C*T*C*C*T*T*A*T*A*C*A*C*C*A*C*T*A*T*C
SEQ ID NO:17	G*T*G*C*T*G*G*A*T*C*T*G*G*T*C*T*A*G*G*C
SEQ ID NO:18	A*C*C*A*C*T*G*C*C*T*C*T*G*T*C*T*C*C*A
SEQ ID NO:19	rCrUrGrCrUrCrUrGrGrCrUrUrGrGrUrCrArGrUrGrCrUrCrGrG
SEQ ID NO:20	rArUrUrCrCrCrUrUrCrCrArUrArGrGrCrArUrGrArGrArCrUrGrUrU
SEQ ID NO:21	rCrCrArArGrCrUrGrCrUrGrGrArArGrCrArUrGrUrArCrUrGrGrUrG
SEQ ID NO:22	rArGrArCrGrGrUrCrUrCrArUrArGrGrUrGrGrArArUrUrGrCrUrG

FIGURE 7

Sequence ID	Sequence
SEQ ID NO:23	G*A*T*G*T*A*T*G*T*C*T*G*C*T*C*T*C*T*C*C*A
SEQ ID NO:24	G*G*C*T*T*G*G*T*C*T*G*A*G*C*A*G*G*G*T*A
SEQ ID NO:25	C*C*T*G*C*A*C*C*G*G*A*G*A*T*G*T*A*T*G*T*C
SEQ ID NO:26	C*C*G*G*A*G*A*T*G*T*A*T*G*T*C*T*G*C*T*C*T
SEQ ID NO:27	G*C*C*C*A*C*C*A*C*C*T*A*T*T*A*T*T*C*C*C
SEQ ID NO:28	C*C*A*G*T*C*C*C*A*A*G*T*C*C*A*G*C*A*G*A
SEQ ID NO:29	G*C*C*T*C*C*G*T*G*A*A*C*T*C*C*T*C*C*T*T
SEQ ID NO:30	G*T*T*C*C*G*C*C*C*A*C*C*A*C*C*T*C*A*T*T

FIGURE 8

Sequence ID	Sequence
SEQ ID NO:31	GGAGCAAGAACUUUCUGAAtt
SEQ ID NO:32	CCAAUCAGCGCAUCUACUUt
SEQ ID NO:33	CCACCAAUCAGCGCAUCUAAtt

FIGURE 9

Sequence ID	Sequence
SEQ ID NO:34	rUrUrCrArUrArArCrUrCrUrUrArCrCrUrUrUrArUrGrCrCrUrCrUrG
SEQ ID NO:35	rArUrUrCrUrGrArCrArCrCrArCrUrGrArCrUrCrUrGrArUrCrCrArG
SEQ ID NO:36	rArUrUrArCrCrArGrUrUrArUrArGrGrArArCrArArUrUrCrUrCrUrU

FIGURE 10

Sequence ID	Sequence
SEQ ID NO: 37	rGrArGrGrCrArCrUrGrArCrCrArCrArGrCrCrArGrArGrCAG
SEQ ID NO: 38	rCrArGrUrCrUrCrArUrGrCrCrUrArUrGrGrArArGrGrGrAAT
SEQ ID NO: 39	rCrCrArGrUrArCrArUrGrCrUrUrCrCrArGrCrArGrCrUrUGG
SEQ ID NO: 40	rGrCrArArArUrUrCrCrArCrCrUrArUrGrArGrArCrCrGrUCT

FIGURE 11

Sequence ID	Sequence
SEQ ID NO: 41	ACCTCTGGAGCTCTCTGGAAC
SEQ ID NO: 42	TATGATGGAAAGGTGCGCATCCTTA

FIGURE 12

Sequence ID	Sequence
SEQ ID NO: 43	CTTCCCTGGATTGGCAGCCAGACTG
SEQ ID NO: 44	ATATGCAGAAATGGTCCCTGTCCTT

FIGURE 13

Sequence ID	Sequence
SEQ ID NO: 45	rGrArGrGrCrArUrArArArGrGrUrArArGrArGrUrUrArUrGAA
SEQ ID NO: 46	rGrGrArUrCrArGrArGrUrCrArGrUrGrGrUrGrUrCrArGrAAT
SEQ ID NO: 47	rGrArGrArArUrUrGrUrUrCrCrUrArUrArArCrUrGrGrUrAAT

p73, TM4 mouse cells, fold change in mRNA copy number compared to control

